


Residential

Nice

Vanguard 3501 Swing



Swing Gate Operator

Low profile design

Low profile post mount design allows for compact installation. Offset pivot arm designed to reduce the possibility of pinching.



Easy to install and low maintenance



The offset pivot arm is designed to reduce the possibility of pinching.



Up to 1,000 lb and 20 ft gate leaf



Durable, corrosion resistant enclosure



Perfect for AC or Solar applications*



Single or dual gate applications**



12VDC battery powered



All weather performance



Low profile post mount design allows for compact installation



Nice BlueBUS 2-wire technology self-identifies monitored photo eyes



3501: CBOX with 1050 control board, CHBOX35 chassis, ABOX35 arm

* Battery required for operation, not included


** Secondary drive chassis kit required for dual operation - Part# 35-2



Residential



Post mount



Residential

SYSTEM DESIGN SUPPORT: Contact Nice/HySecurity for help with custom site requirements, CAD drawings, tech manuals or other specifications support.

VISIT HYSECURITY.COM for installation manuals, parts diagrams, wiring diagrams, specifications, image gallery, videos, training and much more.



hysecurity.com | 800-321-9947

Manufacturer of rural/ranch, residential, commercial and parking gate operators and accessories.



Residential, Farm, Ranch

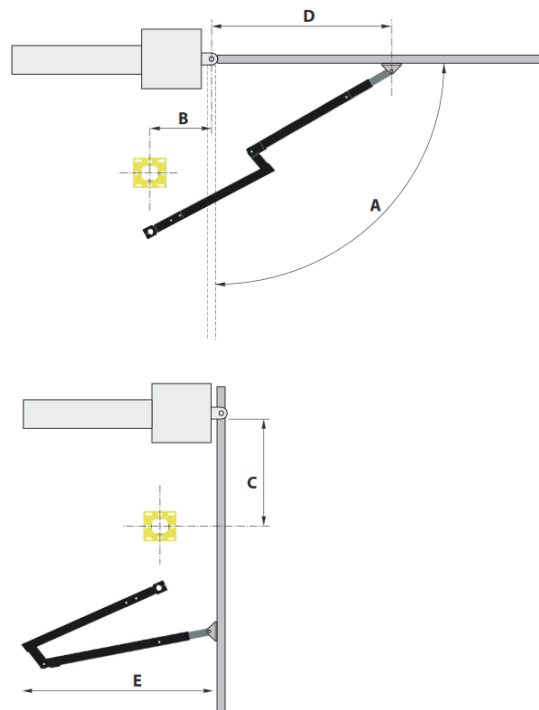


Advanced 1050 control board

- Simple to install and configure
- Supports up to 1,000 Inti or Era One remotes with rolling-code security
- Nice BlueBUS 2-wire technology self-identifies monitored photo eyes
- Smart battery charging management
- Full featured controller configures over 100 different parameters
- LCD display for detailed user feedback
- Internal 7 day programmable timer
- Surge protection
- Built in solar regulator and charger

Vanguard 3501 Swing model, AC or solar

Model	Vanguard 3501 Swing
Operator Kit	Single: CBOX1050 control box, CH35-1 drive chassis, ABOX35 arm kit Twin: CBOX1050 control box, CH35-1 and CH35-2 drive chassis, two ABOX35 arm kits
Duty Cycle	Varies based on charging capacity*
Drive	Electromechanical
Gate Length Max.	up to 20 ft leaf (6 m)
Gate Weight Max.	up to 1,000 lb leaf (272 kg)
Open/Close Time (to 90°)	12 - 20 seconds. Slowdown positions adjustable
Temperature Rating	-4° to 122° F (-20° to 50° C)
Operating Voltage	12VDC
Input Voltage	12 - 30VDC
Idle Current	10mA
Accessory Power	12VDC and 24VDC 1A each
Communication	BlueBUS, Oview programmer port
User Controls	1050US board
Relays	2 programmable relays
Arm Dimensions	ABOX35: Primary: 36 inches total length; Secondary: 38.5 inches total length
Enclosure	CBOX: 18w x 18h x 8d inch (45.7w x 45.7h x 20.3d cm) Chassis: 17.8w x 12h x 8.3d inch (45.2w x 30.5h x 21d cm)
Finish	Powder coated steel chassis; molded polyethylene cover
ETL Listed (UL 325)	Usage Class I, II
Warranty	3 year w/product registration



* Actual battery backed up cycles will depend on gate resistance to travel, cycle length, battery health, ambient temperature, accessory power draw and frequency of gate cycles during power outage.

Note: Battery required but not included. For recommend battery sizes see hysecurity.com/solar.

To enable fully automatic operation, all SWING gate operators require a minimum of ONE monitored external entrapment protection sensor to protect entrapment zones in either the open or close direction of travel. However, an additional monitored sensor is required if there is a risk of entrapment in both directions of gate travel. Visit hysecurity.com/gatesafety for more information on UL 325 standards and gate safety.

Optional Accessories - See website for complete list



EPMB
EPMOB
EPLOB
Photo Eye Kits



EDSWG
Keypad



Oview
Programmer



Inti 2-Channel
Transmitter



Era One
2 or 4 Channel
Transmitter



Solar Panels



Battery Charger



ASO Edge Sensors



Contact Nice | HySecurity for an operator/parts distributor near you.
phone 253-867-3700 | 800-321-9947
hysecurity.com | sales@hysecurity.com

