

6 5 4 3 2 1

F

E

D

C

B

A

F

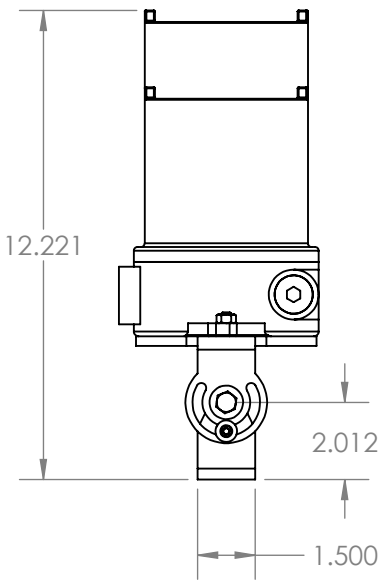
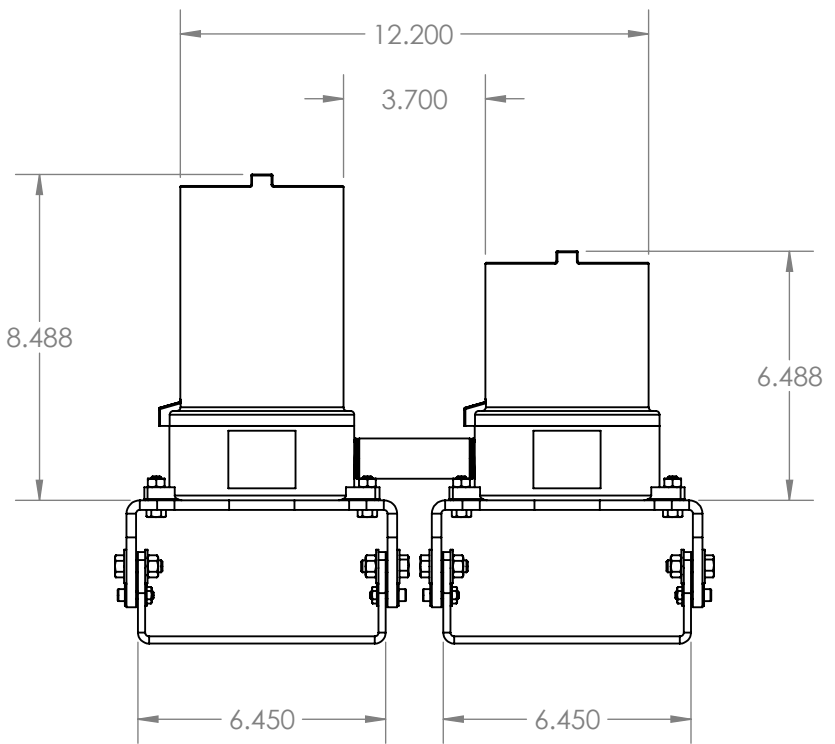
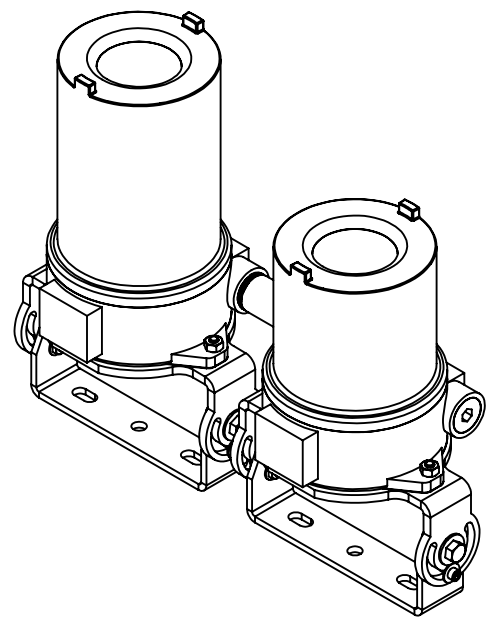
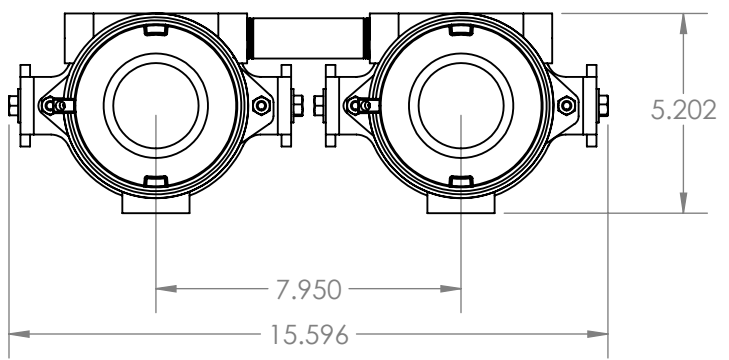
E

D

C

B

A



TITLE:		
EXPCMR-ALG-OZ-IC-1080P-LE1		
SIZE	DWG. NO.	REV
A		
SCALE: NTS		SHEET 1 OF 3

FINISH		NAME
SURFACE AREA [sq. in]		CHRISTOPHER THAUER
DIMENSIONS ARE IN INCHES	DRAWN	
MATERIAL	CHECKED	N/A
DO NOT SCALE DRAWING	DATE	5/27/2021

PROPRIETARY AND CONFIDENTIAL
 THE INFORMATION CONTAINED IN THIS DRAWING IS THE SOLE PROPERTY OF LARSON ELECTRONICS LLC. ANY REPRODUCTION IN PART OR AS A WHOLE WITHOUT THE WRITTEN PERMISSION OF LARSON ELECTRONICS LLC IS PROHIBITED.

UNLESS OTHERWISE NOTED:
 Angle +/- .5 deg
 .X +/- .02
 .XX +/- .01
 .XXX +/- .005

6 5 4 3 2 1

6

5

4

3

2

1

F

F

E

E

D

D

C

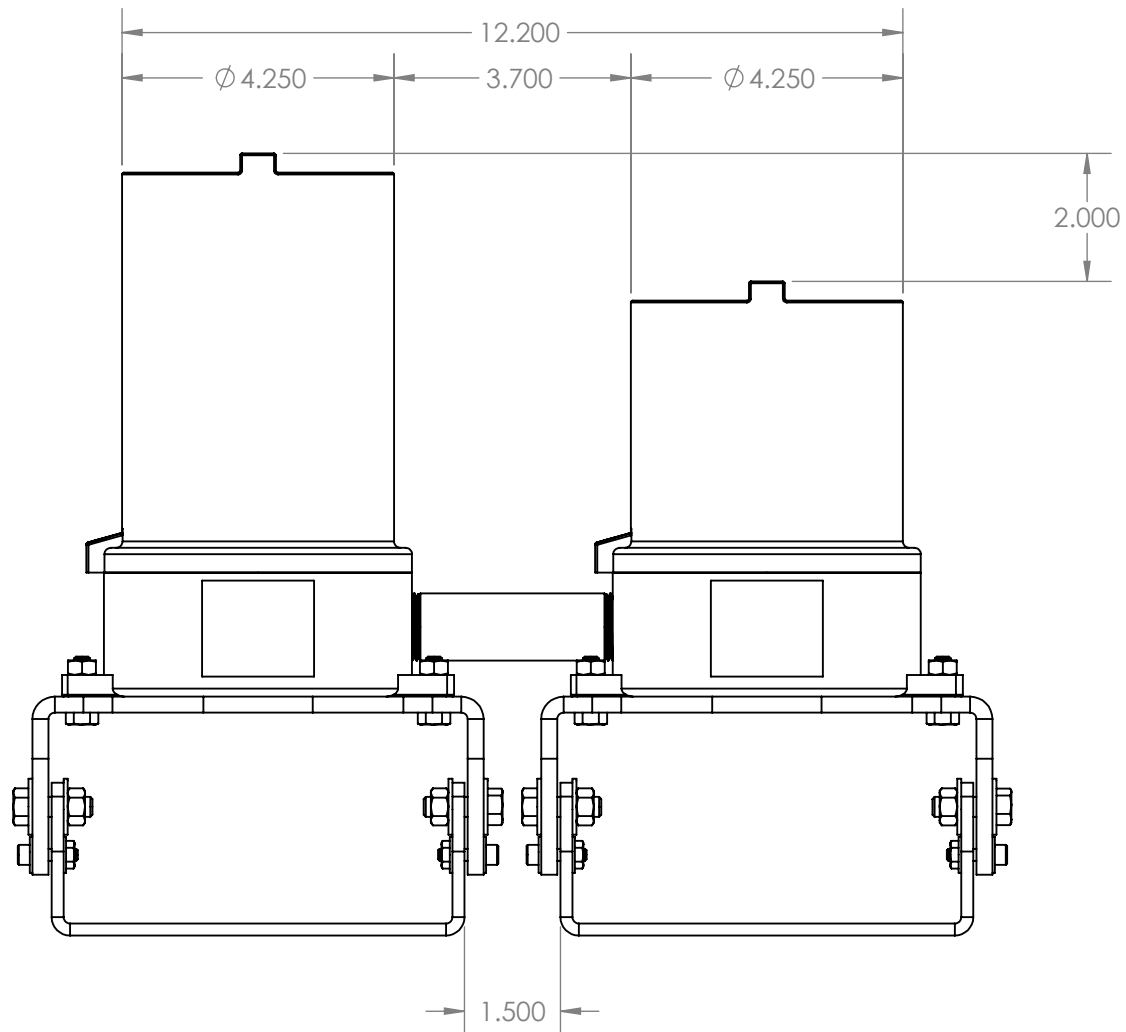
C

B

B

A

A



TITLE:		
EXPCMR-ALG-OZ-IC-1080P-LE1		
SIZE	DWG. NO.	REV
A		
SCALE: NTS		SHEET 2 OF 3

FINISH		NAME
SURFACE AREA [sq. in.]		DRAWN
DIMENSIONS ARE IN INCHES		CHRISTOPHER THAUER
MATERIAL		CHECKED
		N/A
DO NOT SCALE DRAWING	DATE	5/27/2021

PROPRIETARY AND CONFIDENTIAL
 THE INFORMATION CONTAINED IN THIS DRAWING IS THE SOLE PROPERTY OF LARSON ELECTRONICS LLC. ANY REPRODUCTION IN PART OR AS A WHOLE WITHOUT THE WRITTEN PERMISSION OF LARSON ELECTRONICS LLC IS PROHIBITED.

UNLESS OTHERWISE NOTED:

Angle +/- .5 deg
 .X +/- .02
 .XX +/- .01
 .XXX +/- .005

6

5

4

3

2

1

6

5

4

3

2

1

F

F

E

E

D

D

C

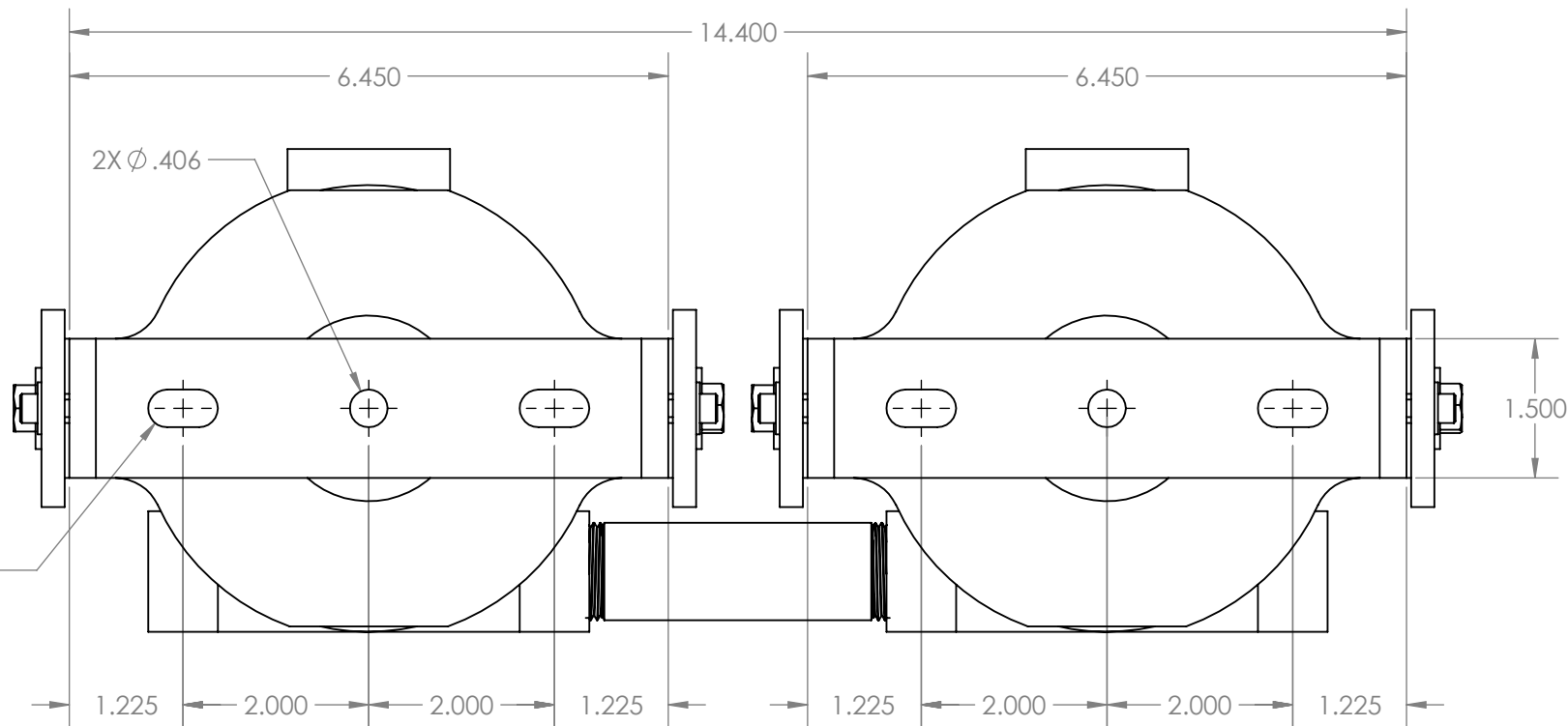
C

B

B

A

A



TITLE:		
EXPCMR-ALG-OZ-IC-1080P-LE1		
SIZE	DWG. NO.	REV
A		
SCALE: NTS		SHEET 3 OF 3

FINISH		NAME
SURFACE AREA [sq. in]		CHRISTOPHER THAUER
DIMENSIONS ARE IN INCHES	DRAWN	
MATERIAL	CHECKED	N/A
DO NOT SCALE DRAWING	DATE	5/27/2021

PROPRIETARY AND CONFIDENTIAL
 THE INFORMATION CONTAINED IN THIS DRAWING IS THE SOLE PROPERTY OF LARSON ELECTRONICS LLC. ANY REPRODUCTION IN PART OR AS A WHOLE WITHOUT THE WRITTEN PERMISSION OF LARSON ELECTRONICS LLC IS PROHIBITED.

UNLESS OTHERWISE NOTED:
 Angle +/- .5 deg
 .X +/- .02
 .XX +/- .01
 .XXX +/- .005

6

5

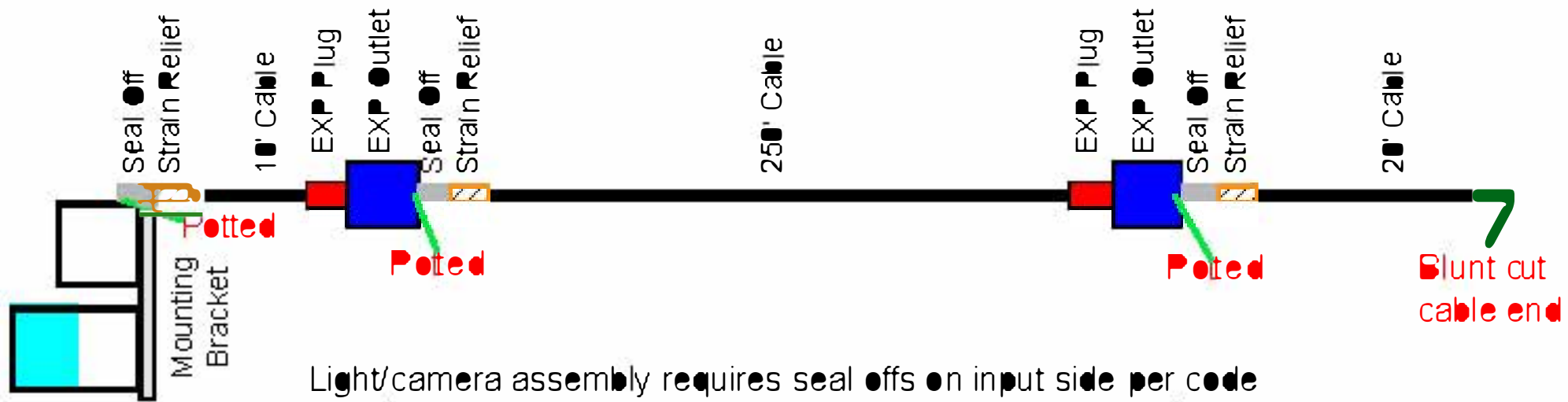
4

3

2

1

EXPCMR-ALG-OZ-IC-1080P-LE1-1227-QD-12.4-M5



Light/camera assembly requires seal offs on input side per code
Additional potting at cable entrance of light/camera assembly with an epoxy potting compound.

Plugs are unpotted connections. There is no method of potting these.
Plug connections will be soldered in place.
Plugs come with their own built in limited strain relief by design.

Receptacles require seal offs on output side per code
Additional potting at cable output of receptacle assembly with an epoxy potting compound.

Seal offs have chico filling per code requirements
Chico filling is a concrete like substance that fills the seal off
Seal offs equipped with 'chinese finger' type cord grip for strain relief