

25 Foot Telescoping Light Mast - 12-25' Fold Over Three Stage Light Tower - 360° Rotating Boom

LM-25-3S-MOD2

Please see last page for supporting documentation for this product(certificates, CAD files & drawings, IES files, wiring diagrams, etc).



LM-25-3S-MOD2 Three Stage Telescoping Light Tower

Length: 12 feet - 25 feet

Weight: +-315 lbs

Capacity: 150 lbs

Materials: Steel

Finish: Powder Coated - Gloss Blue

Operation: (2) 1,000lbs Hand Winches, Electric Optional

Cable: 3/16 Aircraft Cable

Mounting: 1/4" thick, 13"x15" Six Hole Hole Bracket

Shipping: Common Freight

Shipping Dimensions: 16.5`-L x 4`-W x 5`-H

Shipping Weight: +-900 lbs

Options: Length- Mounting-Fixtures/ Call Us for Special Requirements

Quick Summary

12 to 25 Foot Light Mast

Steel Construction

Power Coated Finish

Removable Mast Head

145 mph Wind Resistance

Manual or Optional Electric Operation

Special Orders- Requirements

Contact us for special requirements

Toll Free: 1-800-369-6671

Intl: 1-214-616-6180

Fax: 1-903-498-3364

E-mail: sales@larsonelectronics.com

Made in the USA

The Larson Electronics LM-25-3S-MOD2 fold over 3-stage light mast provides a safe and effective way for operators to quickly deploy lights, security cameras and other equipment to elevations up to twenty-five feet. This light tower folds over for easy transportation, features a rotating boom that allows for 360° of rotation, and a removable mast head for storing mounted equipment when not in use.

PLEASE NOTE: ANY FREE SHIPPING OFFERS DO NOT APPLY TO LIGHT MASTS OR LIGHT TOWERS

This telescoping three stage steel light mast from Larson Electronics' is designed to allow operators to quickly and safely deploy lighting, cameras, and other electrical equipment in locations where this equipment must be elevated to heights up to 25 feet for effective coverage. This light boom can be extended to 25 feet for maximum area coverage and collapsed to 12 feet for applications where a footprint smaller is required. The tower is constructed of square steel tubing with a lower section 12 feet in length and 4 inches in diameter, middle section 10 feet in length and 3.5 inches in diameter, and an upper section 7 feet in length and 3 inches in diameter. Each section has 2 foot of overlap. The mast is elevated using an included 1,000 lbs hand winch with 3/16 inch cable and extended to its full height using a second 1,000 lbs winch.



[Click Image to Enlarge](#)



[Click Image to Enlarge](#)



[Click Image to Enlarge](#)




[Click Image to Enlarge](#)




[Click Image to Enlarge](#)




[Click Image to Enlarge](#)



[Click Image to Enlarge](#)



[Click Image to Enlarge](#)



[Click Image to Enlarge](#)

The LM series of towers are powder coated with glossy blue finish for corrosion resistances and aesthetics. These light masts are typically mounted to trailers or other stable surfaces via a 15 inch by 13 inch, 1/4 inch thick mounting base-plate which has been drilled to accept six 3/4 inch anchor bolts. A 44" wide and 2" by 2" by 1/4" thick mounting plate is attached to the upper section of the mast which provides a strong and stable platform for mounted light fixtures or equipment. The LM family of telescoping towers feature a proprietary mast guidance system, which provide increased stability during high winds. When lowered to 12 feet, the mast can withstand winds up to 145 mph. When elevated to its full upright position, the mast can be rotated a full 360°. By loosening the T-Handle, operators can rotate the mast with easy in either direction. The mast can be positioned in one of four different directions, and locked back in place by re-tightening the T-handle. The mast itself spins freely with easy, and can typically be rotated with a single hand.

This light tower weighs approximately 315 lbs, can easily support and lift 150 lbs fixtures. The entire tower assembly is shipped via common freight carrier and when shipped measures approximately 16.5 feet long, 4 feet wide, 5 feet tall and weighs approximately 900 lbs. Larson Electronics can custom tailor these units to the customer's requirements with longer sections and larger mounting plates. For example, the LM-30-3S is another model that reaches to a length of 30 feet, with a 14 foot lower section, 12 foot middle section, and a 8 foot upper section and a 4 foot wide upper mounting bracket. We also offer a choice of either the manual 1,000 lbs hand winches included standard or optional electric winches.

Suggested Applications: Temporary lighting, construction sites, and security camera deployment. We can equip this mast with 1000W or 1500W Metal Halide lights or a wide variety of high powered LED lights with comparable power, including the [LED10WSA-160](#), [LEDLB-200X2E](#), [LEDLB-160X2E](#) or [LEDLB-80X2E](#).



Frequently Asked Questions (FAQ)









Options:

LM-25-3S-MOD2-Finish

Example: LM-25-3S-MOD2-GLVD

Finish	
GALVANIZED	-GLVD
POWDER COAT	-PWDC

Links (Click on the below items to view):

- [HigResPic1](#)
- [HigResPic2](#)
- [HigResPic3](#)
- [HigResPic4](#)
- [HigResPic5](#)
- [HigResPic6](#)
- [HigResPic7](#)
- [HigResPic8](#)
- [HigResPic9](#)
- [HigResPic10](#)
- [Video1](#)
- [Video2](#)
- [Video3](#)
- [ISO 9001 Certification](#)
- [Business Certificate](#)
- [Shipping Time Map](#)