

25 Foot Telescoping Light Mast - 12-25' Fold Over Three Stage Light Tower - 360° Rotating Boom - Fiberglass Top - Electric Operation - Pendant Remote
LM-FPT-25-3S-EW-18D-NT-120V

Please see last page for supporting documentation for this product(certificates, CAD files & drawings, IES files, wiring diagrams, etc).



LM-FPT-25-3S-EW-18D-NT-120V Three Stage Telescoping Electric Light Tower

Length: 12 feet - 25 feet

Weight: +-315 lb

Capacity: 45 lb

Materials: Steel (Base Stage and Center Stage), Fiberglass (Top Stage)

Finish: Powder Coated - Gloss Blue

Operation: (2) 120 V 3,000 lb Electric Winches (Other Voltages Available Upon Request)

Top Mast Mounting Plate: Operator Provided - Must Fit 2" x 2" Square Top Stage

Line-In Cord: 20' 16/3 SOOW w/ 5-15P Cord Cap

Cable: 3/16" Aircraft Cable

Mounting: 1/4" Thick, 13" x 15" Base Plate

Shipping: Common Freight

Shipping Dimensions: 16.5'-L x 4'-W x 5'-H

Shipping Weight: +-900 lb

Options: Length - Mounting - Fixtures / Call Us for Special Requirements

Quick Summary

12 to 25 Foot Light Mast

Steel and Fiberglass Construction

Powder Coated Finish

2" x 2" Square Top Stage

95 mph Wind Resistance (Guyed) / 35 mph Wind

Resistance (Unguyed)

Electric Operation

Winch Control Box & Extended Pendant Mount Remote

Special Orders - Requirements

Contact us for special requirements

Toll Free: 1-800-369-6671

Intl: 1-214-616-6180

Fax: 1-903-498-3364

E-mail: sales@larsonelectronics.com

This unit is Made In USA - Manufactured in Texas


The LM-FPT-25-3S-EW-18D-NT-120V from Larson Electronics is a Fold Over 3-Stage Electric Light Mast that provides a safe and effective way for operators to quickly deploy lights, security cameras, and other equipment to elevations up to twenty-five feet. This light tower folds over for easy transportation, features a rotating boom that allows for 360° of rotation, and has a top stage made out of fiberglass. Operators must provide their own top mounting plate. The winch control box on the LM-FPT-25-3S-EW-18D-NT-120V is equipped with a 20' line-in 16/3 SOOW cord that is terminated in a 5-15P cord cap.

PLEASE NOTE: ANY FREE SHIPPING OFFERS DO NOT APPLY TO LIGHT MASTS OR LIGHT TOWERS

This telescoping three stage steel electric light mast from Larson Electronics is designed to allow operators to quickly and safely deploy lighting, cameras, and other electrical equipment in locations where this equipment must be elevated to heights up to 25 feet for effective coverage. This light boom can be extended to 25 feet for maximum area coverage and collapsed to 12 feet for applications where a smaller footprint is required. The light mast has a 90 mph wind rating

when guyed and 35 mph wind rating when unguyed.


The tower is constructed of square steel tubing for the base stage and center stage. The top stage is made out of fiberglass, which isolates sensitive equipment secured at the top of the mast from grounding to earth (or isolates the base from electricity from equipment at the top of the mast). The lower section of the mast measures 12 feet in length and 4 inches in diameter. The middle section measures 10 feet in length and 3.5 inches in diameter, while the upper section measures 7 feet in length and 3 inches in diameter. Each section has 2 foot of overlap. The mast is elevated using an included 3,000 lb electric winch with 3/16" galvanized steel cable and extended to its full height using a second 3,000 lb electric winch. The winches operate on 120 V. Larson Electronics can provide winches configured to work with other voltages. Message sales@larsonelectronics.com for more information.



[Click Image to Enlarge](#)



[Click Image to Enlarge](#)



[Click Image to Enlarge](#)

The LM series of towers are powder coated with glossy blue finish for corrosion resistances and aesthetics. These light masts are typically mounted to trailers or other stable surfaces via a 15" by 13" by 1/4" thick mounting base-plate which has been drilled to accept six 9/16" anchor bolts. This light tower does NOT come with a top mounting plate. Operators must provide their own mounting plate that will fit on the 2" x 2" square tubing of the top stage.

Electric Operation: The LM-FPT-25-3S-EW-18D-NT-120V utilizes a pair of electric winches to raise and elevate the mast. The mast is elevated using an included 3,000 lb electric winch with 3/16" galvanized steel cable and extended to its full height using a second 3,000 lb electric winch. The winches operate on 120 V. Larson Electronics can provide winches configured to work with other voltages. Message sales@larsonelectronics.com for more information.

A local control box for operating the winches is mounted on the base of the mast. The winch control box is outfitted with a 20' 16/3 SOOW line-in cord that is terminated with a 5-15P cord cap allowing for connection to standard outlets.

Additionally, there is an extended pendant mounted remote that allows operators to control the winches from approximately 10 feet away from the mast.

The LM family of telescoping towers feature a proprietary mast guidance system, which provide increased stability during high winds. When elevated to its full upright position, the mast can be rotated a full 360°. By loosening the T-Handle, operators can rotate the mast with easy in either direction. The mast can be positioned in one of four different directions, and locked back in place by re-tightening the T-handle. The mast itself spins freely with easy, and can typically be rotated with a single hand.

This light tower weighs approximately 315 lb, can easily support and lift 45 lbs fixtures. The entire tower assembly is shipped via common freight carrier and when shipped measures approximately 16.5 feet long, 4 feet wide, 5 feet tall and weighs approximately 900 lbs. Larson Electronics can custom tailor these units to the customer's requirements with longer sections and larger mounting plates. For example, the LM-30-3S is another model that reaches to a length of 30 feet, with a 14 foot lower section, 12 foot middle section, and a 8 foot upper section and a 4 foot wide upper mounting bracket. We also offer a choice of either the 120 V 3,000 lb electric winches included standard or electric winches in other voltages.

Suggested Applications: Temporary lighting, construction sites, and security camera deployment. We can equip this mast with 1000W or 1500W Metal Halide lights or a wide variety of high powered LED lights with comparable power, including the [LED10WSA-160](#), [LEDLB-200X2E](#), [LEDLB-160X2E](#) or [LEDLB-80X2E](#).

At Larson Electronics, we do more than meet your lighting and power distribution

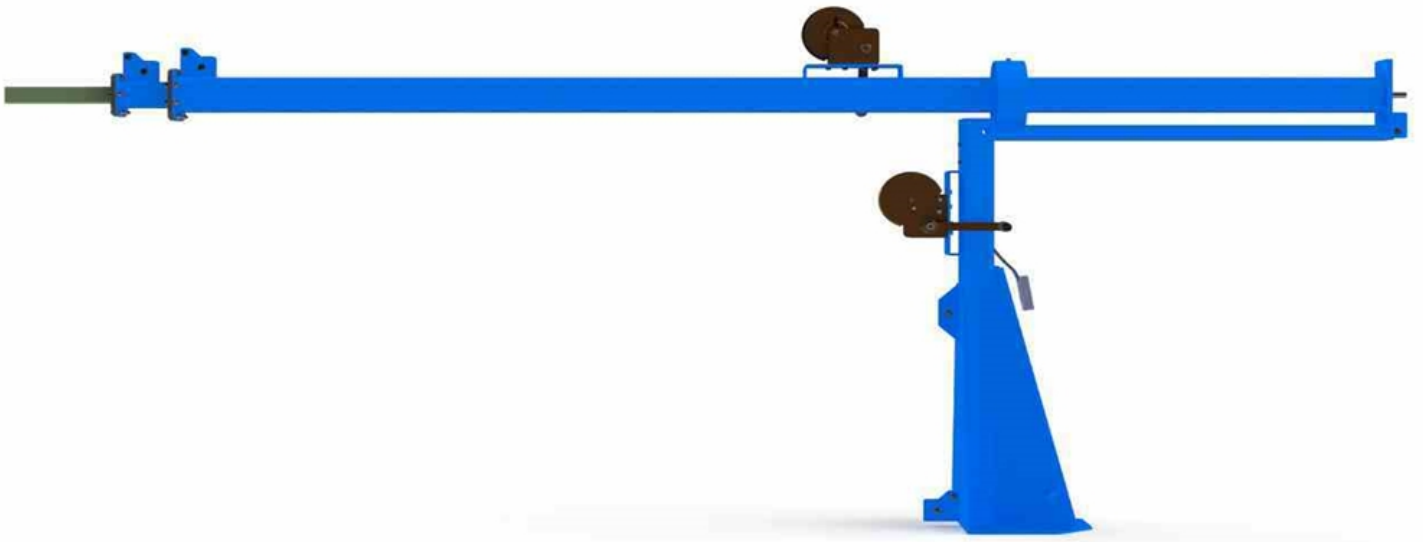
needs. We also provide replacement, retrofit, and upgrade parts as well as industrial grade power accessories. Our craftsmen can custom build any lighting or power distribution system and/or accessories to fit the unique demands of your operation. A commitment to honesty, quality, and dependability has made Larson Electronics a leader in the lighting and electronics business since 1973. Contact us today at 800-369-6671 or message sales@larsonelectronics.com for more information about our custom options tailored to meet your specific industry needs.



Frequently Asked Questions (FAQ)







Links (Click on the below items to view):

- [Operations Manual](#)
- [Wiring Diagram \(Online\)](#)
- [HigResPic1](#)
- [HigResPic2](#)
- [HigResPic3](#)
- [HigResPic4](#)
- [Video1](#)
- [ISO 9001 Certification](#)
- [Business Certificate](#)
- [Shipping Time Map](#)