

# CS Series

450 and 750 models

The low, versatile profile CS Series of electric strikes are designed for use with cylindrical lock sets and select mortise lock sets without deadbolt for both metal and wood door frames.



## Features and benefits

- Low profile
- Field selectable fail-safe and fail-secure (fail-secure default), with simple and easy screw reversal
- Included trim piece for installation flexibility and improved appearance
- Mounting tabs included for aluminum frame installation
- Two face plates included: Radius and square edge stainless steel (4 7/8" x 1 1/4")
- Field selectable 12/24 VDC
- Voltage spike suppressor included
- Suitable for rain or dust environment

## Options

- CS450 Series accepts latch bolt up to 9/16"
- CS750 Series accepts latch bolt up to 3/4"
- Latch bolt monitoring available

## Accessories

- Buzzer rectifier with timer (TBR-100)
- Face plates kits in 613/US10B finish
- 7 15/16 x 1 7/16 radius edge, stainless steel faceplate kits for wood applications

- 1" (25mm) lip extension
- 2" (50mm) lip extension

## Specifications

- UL1034 Burglar-resistant electric locking mechanisms, listed
- UL294 (indoor), listed
- Static strength of 1500 lb. static load, UL certified
- Dynamic strength of 70 ft.-lb. dynamic load, UL certified
- 250,000 cycles endurance, UL certified\*

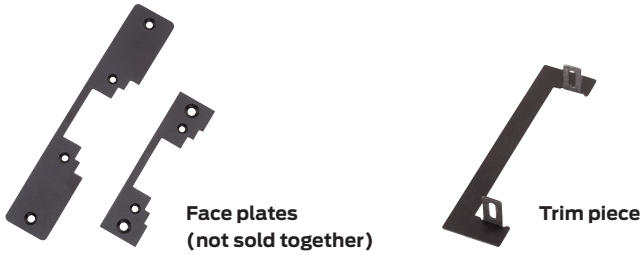
## Electrical

- Dual Voltage: 12VDC @ 0.3A/24VDC @ 0.15A

\*LBM models UL certified to 100,000 cycles.

**CS Series**  
450 and 750 models

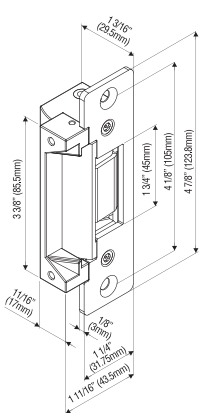
**Faceplate kit and trim piece**



**Finish - face plates**

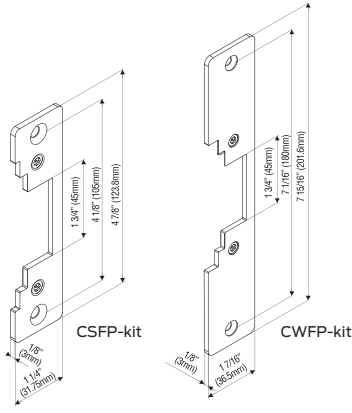


**Strike and accessory dimensions**



**CS450/CS750**

3 3/8" x 1 11/16" x 1 3/16"  
(85.5mm x 43.5mm x 29.5mm)

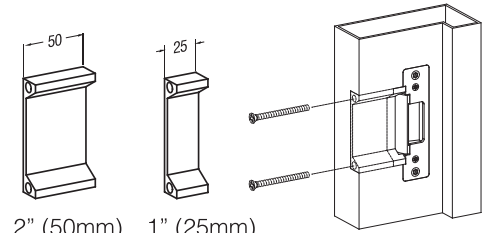


**CSFP-kit**

1 1/4" x 1/8" x 4 7/8"  
(31.75mm x 3mm x 124mm)

**CWFP-kit**

1 7/16" x 1/8" x 7 15/16"  
(36.5mm x 3mm x 201.6mm)



**CSLE-2**

2" (50mm)

**CSLE-1**

1" (25mm)

**CS Series list price**

Product name	Product description	Finish	Voltage	UPC	List price
CS450-32D	E-strike - 9/16" deep	630/US32D	12/24 VDC	043156645893	\$170.00
CS450-LBM-32D	E-strike - 9/16" deep w/LBM	630/US32D	12/24 VDC	043156645909	\$239.00
CS750-32D	E-strike - 3/4" deep	630/US32D	12/24 VDC	043156645961	\$170.00
CS750-LBM-32D	E-strike - 3/4" deep w/LBM	630/US32D	12/24 VDC	043156645978	\$239.00
CSFP-KIT-10B	US10B face plates - Qty 2; Square and radius corner (4 7/8" x 1 1/4")	613/US10B	N/A	043156645916	\$38.00
CWFP-KIT-10B	US10B radius corner faceplate (7 15/16" x 1 7/16") wood applications	613/US10B	N/A	043156645930	\$48.00
CWFP-KIT-32D	US32D radius corner faceplate (7 15/16" x 1 7/16") wood applications	630/US32D	N/A	043156645923	\$38.00
CSLE-1	1" lip extension	N/A	N/A	043156645947	\$50.00
CSLE-2	2" lip extension	N/A	N/A	043156645954	\$50.00
TBR-100	Timer-buzzer rectifier with surge protection for strikes and other access control components	N/A	N/A	043156651740	\$49.00