

# BARRIER GATE OPERATORS

## Models BGU & BGU-D

### COMMON FEATURES

- Top mountable, easily accessible APeX controller
- Lockable galvanized steel cabinet with white or yellow powder coat finish
- 10', 12', or 14' wood arm included
- Heavy-duty right-angle oil bath gear reducer
- Heavy-duty harmonic link with bronze bushings
- UL325/UL991 compliant 24VDC control board

### BGU-D FEATURES:

- Full time DC powered battery backup with seamless transition
- Full-time ½ HP DC motor
- Selectable fail safe or fail secure modes of operation
- Solar power capable
- Batteries included

**Linear**<sup>®</sup>  
*Building On Innovation.*



**BGU**  
115 VAC



**BGU-D**  
Full-time DC powered  
battery backup



All Models ETL Listed;  
UL325 Compliant



Supporters and Proud Members of



## BGU & BGU-D SERIES OPERATOR SPECIFICATIONS


	Model	HP	Voltage	Arm Length	Seconds to Open	Maximum Cycles
BGU	BGU-10-3	1/3	115	10'	2	Continuous
	BGU-12-3	1/3	115	12'	2.5	Continuous
	BGU-14-3	1/3	115	14'	2.5	Continuous
BGU-D	BGU-D-10-2	1/2	115 / 24 VDC Solar Optional	10'	2.8	Continuous
	BGU-D-12-2	1/2	115 / 24 VDC Solar Optional	12'	2.8	Continuous
	BGU-D-14-2	1/2	115 / 24 VDC Solar Optional	14'	2.8	Continuous

### ELECTRICAL

- Solid state 24V control board UL325/UL991 compliant
- Diagnostic LED display for ease of setup and trouble shooting
- Integral entrapment sensing system with digital set point for accurate adjustment and enhanced safety
- Integrated maximum run and auto close timers
- Built-in dual gate capability using 3-wire shielded cable
- 24V DC power available for access control accessories

### MECHANICAL

- Conveniently located top mounted controller
- Lockable powder coated cabinet available in yellow or white
- 10', 12', or 14' wood gate arm included, painted white with yellow and black warning tape on both sides
- Heavy-duty gate arm clamp with integrated cutting bracket



Model BGU-D shown with optional thermostatically controlled heater

#### 1 APeX Controller

- UL325/UL991 compliant 24VDC control module
- Full featured for access control, security, and entrapment protection
- Integral MegaCode receiver
- On-board 3-button station

#### 2 Cam operated limits


- Easily accessible through access door

#### 3 Heavy-duty drive components

- Oil bath gear reduction
- Harmonic link with oil impregnated bronze bushings
- Dual V-belt drive

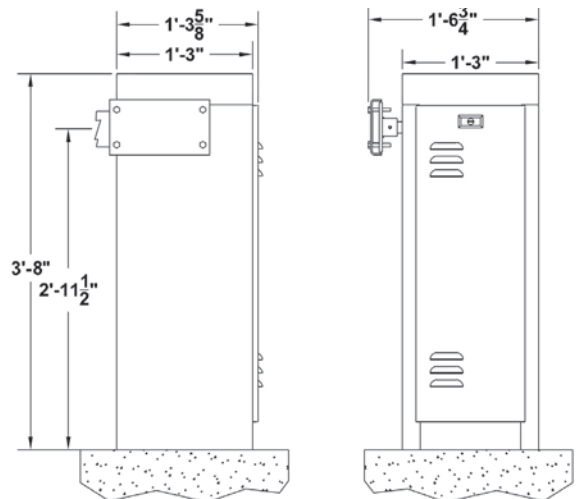
#### 4 Standard convenience features

- Power on/off button
- Accessory power outlet on 115V operators



Model BGU top view

### Dimensions



### CAUTIONS



- Automatic gates are not for pedestrians
- Automatic gate operators are designed for vehicular traffic only; operators are powerful and can cause serious injury or death; DIRECT ALL PEDESTRIAN TRAFFIC TO A SEPARATE PEDESTRIAN GATE
- UL325 requires use of contact or non-contact anti-entrapment devices
- ASTM F2200 requires that all exposed rollers are covered

**Linear**<sup>®</sup>  
Building On Innovation.

(800) 421-1587 • www.linearcorp.com