



Better Overview. Increased Security.

HiRes 180° Panorama View

No blind spots from wall to wall thanks to hemispheric technology

Mobile Remote Access

Worldwide two-way video communication and door opening

Keyless Entry

Door opening via PIN, transponder or MOBOTIX App

Embedded Mailbox

Recording video messages directly at the Door Station

Onboard Long-Term Storage

Automatic recording of all visitors in front of the building

Secure System Design

Efficient protection against theft and unauthorized access



MOBOTIX




Hemispheric Camera Module T25 (with LEDs)

- Extremely light-sensitive **5 MP sensor**
- Full two-way communication intercom
- Lip-synchronous sound
- Event-controlled recording
- Outdoor light and doorbell button



RFID Access Module (backlit)

- New – **BellRFID**: 1 to 5 bell buttons
- Or **KeypadRFID**: 1 to 150 addressees
- Access with RFID transponder (or PIN)
- Check/leave messages



Info Module (backlit)

- For building number, company logo, etc.
- Optionally available with **Mx2wire+** unit
- Data transfer and power supply via two-wire connection instead of an Ethernet cable
- For two-wire cables up to 500 m

**Free-of-charge printing service
for Info Module & BellRFID at
www.mobotix.com > Support**

UNIQUE: ALLROUND VIEW WITH NO BLIND SPOTS AND GLOBAL CONNECTIVITY

MOBOTIX, the world market leader for high-resolution video security systems, is entering the market for intelligent, IP-based access control and home automation systems with its innovative hemispheric T25 IP Video Door Station.

In addition to the **Door Station** (T25-CamCore), the modular T25 system includes an optional **Access Module** (BellRFID or KeypadRFID), **Security Door Opener** (MX-DoorMaster) with doorbell and **Two-Wire Network Module** (Info2wire+).

The new IP telephony standard enables the user to establish a direct connection from the Door Station to any VoIP phone or any computer or smartphone running VoIP software or the **MOBOTIX App**. By setting up the appropriate network infrastructure, the user can establish video connections, remotely open doors or view video messages and review recordings from anywhere around the world.

HiRes 180° Panorama View

With 5 megapixels and internal memory, the Hemispheric Door Station records the entire entrance area. No blind spots from wall to wall and from floor to ceiling.

Mobile Remote Access

When the doorbell rings, a connection to a smartphone, tablet or computer is established over the network for two-way video communication and door opening.

Keyless Entry

Who has access and when? Time-controlled access is provided securely via an RFID transponder or PIN.

Embedded Mailbox

If visitors have left audiovisual messages at the door, these can be checked immediately from home or remotely.

Onboard Long-Term Storage

The Door Station records events automatically when someone rings the doorbell or something moves in front of the door.

Secure System Design

All visible and concealed system components are protected: Against theft, manipulation, data access and unauthorized use.

A Module System Made In Germany

The camera module can be used as a compact basic Video Door Station thanks to the integrated doorbell and light buttons. Modules can be combined in different ways upon request. MOBOTIX offers frames for in-wall or on-wall models from one to four modules.



Original MOBOTIX image 180° - panorama view

Superior Overview

No other video door station in the world can offer this: **MOBOTIX hemispheric camera technology enables the user to view the entire area in front of the building in the video.** This means that the image section can always be focused on any area of interest, regardless of the distance between the Door Station and the door itself. The operator can change the current image section in seconds on the monitor located at the remote station: from a **close-up of the visitor** all the way to an **overview panorama**.

The image is panned and zoomed electronically without any mechanical movement, meaning that there is no wear and tear to the camera and no maintenance is required. In addition, the MOBOTIX system allows users **to return to the recording at a later time and view the entire entrance area**, even if the video at the time of the actual recording was focused on the visitor's face.



vPTZ in the left of the live image



vPTZ in the center of the live image


Virtual PTZ (vPTZ)

The image sections displayed here are corrected by the integrated image correction software. The virtual PTZ feature allows you to enlarge or move the image section just like a PTZ camera, but without any moving parts.

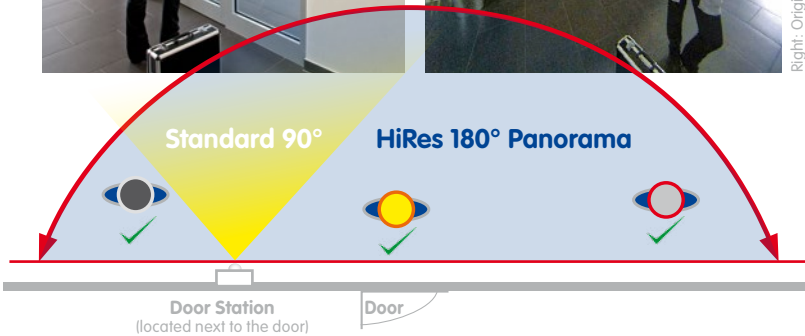
Available from A1 Security Cameras
www.a1securitycameras.com email: sales@a1securitycameras.com

180° Panorama Image Facilitates Installation

Conventional door cameras have a standard 90° lens, meaning that they are only able to record visitors standing directly in front of the lens. However, the Door Station is often mounted next to the door, so the camera's perspective is at an angle to the visitor (see drawing). But even in this case, the T25 delivers perfect images, thanks to its **180° image angle**.



Right: Original MOBOTIX image (PPTZ)



Zoom In Also On Detail

The hemispheric Door Station can do a lot more: For example, it can even record the area on the floor – the often overlooked area directly underneath the Door Station. The T25 does all of this using only its software – **without any mechanical moving parts or motors**, silently, discreetly and without making the visitor feel “observed from bottom to top.”



Original MOBOTIX image (PPTZ)

The high **image sensor resolution of 5 megapixels** means that enlarging details is no problem. On an identification card that is held in front of the Door Station every single letter is legible.



Based On Internet Technology

The Internet technology on which the camera is based makes it possible: The Door Station can be used both at home and **around the world**. The new IP telephony standard enables the user to establish a direct connection from the T25 to any VoIP phone, computer or smartphone running VoIP software. Central control units or computers are not required for operation.

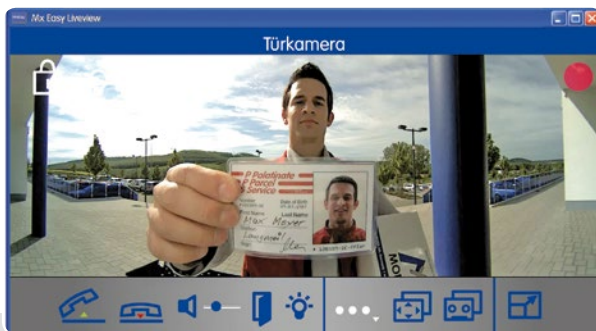
With the appropriate network infrastructure, the user can

- Establish a live video connection
- Remotely open doors and
- View video messages and review recordings

Optional Remote Station

The Door Station is not bound to just one expensive, manufacturer-dependent remote station. It can be connected to any suitable **VoIP videophone** in the world that supports the H.264 (video) and G.711 (sound) standards. It is not necessary to install any software on the videophone. The Door Station displays a basic operating menu created specifically for telephone keypads directly in the camera image. In addition to supporting the intercom feature with video and sound, IP videophones support additional features such as door/light control, image search, quick recording and vPTZ functions.

MOBOTIX supplies **MxEasy** software to enable the Door Station to be conveniently operated with a computer. This free-of-charge program, which is offered on the MOBOTIX website, turns any computer (Apple or Windows based) into a multifunctional remote station with an intuitive user interface in no time at all.



Download MxEasy free of charge at
www.mobotix.com

Standardized Network Technology

Connection to the Door Station is established using a normal computer network and not using a video cable. This enables you to access the cameras from anywhere in the world via fiber, copper or wireless connection using affordable standard IT components.

Available from A1 Security Cameras
www.a1securitycameras.com email: sales@a1securitycameras.com

MOBOTIX customers can use their iPhone or iPad as a mobile T25 remote station using the free-of-charge **Premium App**. A connection can be established over the IP network from anywhere around the world using a wireless LAN (Wi-Fi) or UMTS/3G.



App for iPad



Grandstream GXV3140
(available from MOBOTIX)



App for iPhone



Laptop with MxEasy
(MOBOTIX software)



MxDisplay

App With Integrated Bandwidth Optimization


Remote bandwidth optimization adjusts the image size and frame rate to the available bandwidth. This not only applies to the live camera feed but also to recordings and image sections.



MOBOTIX App

T25 users can download the MOBOTIX App to their iPhone or iPad from the Apple App Store. A connection between these devices and the T25 can be established over the IP network via wireless LAN (Wi-Fi) or UMTS/3G.

Available from A1 Security Cameras
www.a1securitycameras.com email: sales@a1securitycameras.com



Customized For Every iOS End Device


MOBOTIX offers its App free of charge for the iPhone, iPad and iPod touch. The operating elements and resolution are automatically adapted to suit the specific end device.

iPhone And iPad As Mobile Remote Door Stations

MOBOTIX provides its customers with an **App for the iPhone (for 3GS models and later) and the iPad** via the App Store. The **MOBOTIX App provides fully automatic and mobile notifications** when someone rings the doorbell, and offers options for **two-way video communication** with the visitor and for remotely opening the door.



It is also possible to retrieve voice **mailbox messages**, **live images** and **recordings** from all integrated MOBOTIX Door Stations and cameras.



MOBOTIX slider bar technology

Innovative Overall Concept

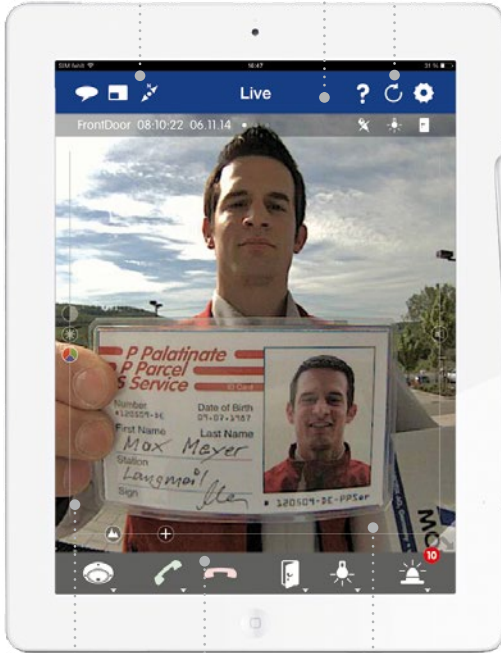
The combination of the hemispheric IP Video Door Station and the MOBOTIX App means that we offer a unique complete system, which guarantees considerable advantages over conventional solutions thanks to its global connectivity and allround view with no blind spots.

Available from A1 Security Cameras
www.a1securitycameras.com email: sales@a1securitycameras.com

Messages, resolution,
network environment

Reload, help,
project management

Status displays



Intuitive slider bar

Zoom, positions,
messages

Clip search, zoom,
positions

Control buttons

Modern control wheel

Fast, Reliable Information At All Times

Fast information with the status displays in the App. The icons indicate, for example, whether an alarm was set off, the front door is locked or new video messages were recorded.

Always Know What's Going On At Home

The advantages of a mobile remote station are obvious: You always have your smartphone with you and can therefore now be notified if someone rings the doorbell at home while you are out. You can see a live image of the visitor and can **talk to them and open the door remotely**. This is particularly convenient, for example, if you are still stuck in traffic when family members or the housekeeping service are standing in front of your door. Or when the delivery company stops by while you are shopping. You can simply ask the person to leave the delivery with a neighbor rather than having to drive home again.



Increased Security For You And Your Family

Another advantage of the MOBOTIX App is the ability to **turn your alarm system on and off**. In addition to people ringing the doorbell, you will also be notified of other important signals (e.g. motion detectors or window breakage sensor). And all of this happens before you arrive home, thus protecting you and preventing you from coming into contact with any burglars that may still be around.



Available from A1 Security Cameras
www.a1securitycameras.com email: sales@a1securitycameras.com

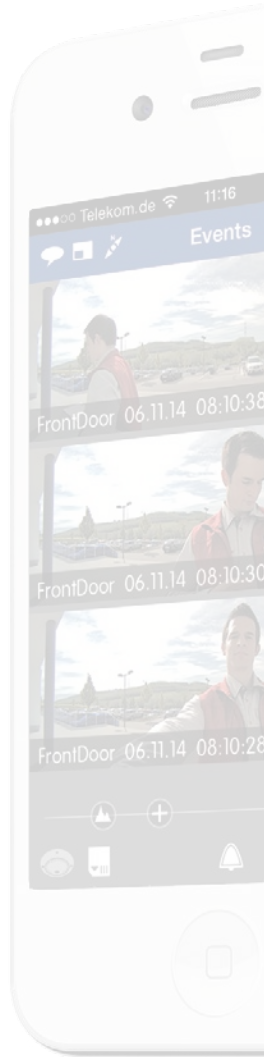
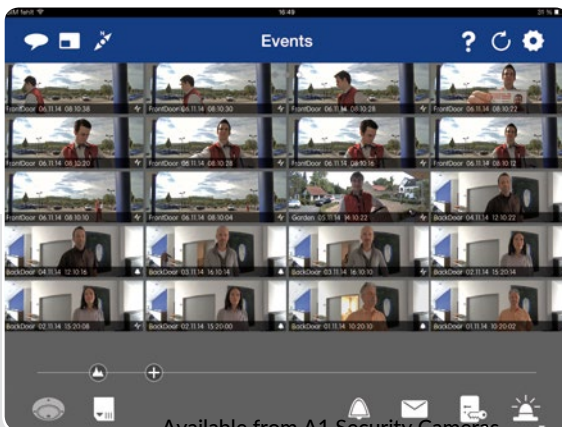
Wireless Is More Convenient

The wireless remote stations that the MOBOTIX App supports for the iPhone, iPad or iPod touch offer benefits not just for when you are on the move. At home, too, it is useful to be able to take your iPad into the garden or the garage, for example, and still be able to hear the doorbell. Or, in the evening, if you don't want to wake the children, it is useful to be able to **silence the doorbell in the house** and instead receive notifications of visitors at the door on your iPhone set to the vibration alert. Or you can use your iPhone to open an electric-release door that is integrated into the **Door Station without a key**, be it the front door, garage door or driveway.



Many Functions, Easy Operation

The MOBOTIX App enables functions such as live images, two-way communication, access to the latest video messages, switching to other camera images, silencing the doorbell, changing the voice mailbox greeting at the Door Station, searching the recordings of the security cameras, enlarging image sections and adjusting the volume. They all work simply and intuitively, just like the other Apps you use on your iPhone or iPad.



Automatic Event Recording

As the leading manufacturer of high-resolution IP security cameras, MOBOTIX has integrated all of the necessary security features into the Door Station. While standard cameras require the recording function to be switched on and off manually, the modern MOBOTIX system works with intelligent sensor technology and stores data efficiently and automatically without any action on your part. **A recording is started only when, for example,**

...someone rings the doorbell

Residents know who was at the door while they were out. The time of the visit is of course recorded.



...someone was at the door

Who put the package in front of the door and when? A look at the list of recorded events is all that is needed. The motion detector in the Door Station starts the recording automatically.



...when the outdoor light goes on

The recording is triggered by external switch contacts or light sensors or by illumination sensors and IR motion sensors. The camera delivers high-quality images even in the dark since it is connected to the light.




Playing Back Recorded Events

In order to access events from the camera memory, **any integrated remote station can be used**, regardless of whether you are in the house (videophone, PC, iPhone, iPad) or out and connected to the Door Station via WLAN (Wi-Fi) or UMTS/3G (iPhone or iPad).



Grandstream GXV3140



MOBOTIX App



MxEasy (PC)

Keeping Track Of All Alarms

The MOBOTIX App offers a range of filters to simplify the search for recorded events. It is possible to search according to time, place or event type. The event that triggered an alarm can be optimally analyzed in the player view.

Available from A1 Security Cameras
www.a1securitycameras.com email: sales@a1securitycameras.com

Full Image Recording Independent Of Live Image

The Door Station's video image that is displayed on the remote station can be seamlessly enlarged and specific image sections can be controlled in split seconds. This is similar to a camera that moves using an electric motor but without the maintenance and wear and tear.



While the **live image** is zoomed in on a particular area of the image, the camera **will continue to record the full sensor image at the same time** (full image without zoom). It is not possible with any motorized PTZ camera in the world today but it is extremely important for a **later analysis in the recorded events** ("Look, there was someone below by the door as well!").

Intelligent And Decentralized Storage Technology

The T25 **saves high-resolution video clips with lip-synchronous sound** directly to the **standard 4 GB microSD flash card**, without requiring an external storage device or PC and with no additional network load. Old images can be easily overwritten or are automatically deleted after a specified period of time.

A 64 GB microSD card can record up to **800,000 panorama images or 66 hours of video**. Flash storage is a mature semiconductor memory technology without any moving parts (and without a mechanical hard drive). Its reliability, simple operation and low costs have made it the storage medium of the future. **MOBOTIX's flash file system (MxFFS)** prevents unauthorized persons from reading the internally stored data, even if the card is stolen.



Choose Your Storage Location

Each T25 can be configured so that the camera records either to the internal microSD card or to an external network using secure encryption. If required, you can also select the hard drive of the PC as the storage location for the camera.

Inform Visitors Of Your Absence

The MOBOTIX IP Video Door Station makes your day-to-day activities easier with its integrated message function. Residents can **leave an audio message** that is played back automatically when a visitor rings the doorbell (as with a telephone answering machine that only makes audio announcements but no video recording).



Audio

An example: An insurance broker often has appointments with customers. On busy days, he uses the message function on his MOBOTIX Door Station so that he doesn't lose clients, especially unannounced and potential new clients. A visitor who rings the doorbell receives the message that the broker is currently out of the office but that he will be available in person again on the following day from 9 a.m.

Record Messages From Visitors

The MOBOTIX Door Station also allows **visitors to leave a message at the door**. This function also works like a telephone answering machine but with video capability. In addition, **a greeting is automatically played** after the doorbell is pushed (after a specified time), and it asks the visitor to leave a message by holding a button pushed during the entire message recording.




Video

An example: Now a delivery person or mail carrier can easily let their customers know that someone stopped by and that the package was left with the neighbor.

Leave A Personal Message For The Resident

An additional message function allows visitors to leave **a personal message for a specific resident**. This message is then only played when the recipients identify themselves using the access module **KeypadRFID** or **BellRFID**.



Audio

An example: You can use the function to communicate something to housekeeping staff before they enter to clean the building while you are out. The Door Station will immediately play this message via the speaker when a member of the housekeeping staff opens the door with their RFID card.

Multifunctional Door Station

The convenient message function does not have to be ordered separately from MOBOTIX. This feature comes with each Door Station as standard. The speaker, microphone, camera and memory of the door camera are cleverly used as part of this system.

Available from A1 Security Cameras
www.a1securitycameras.com email: sales@a1securitycameras.com

Hemispheric IP Video Door Station in silver. Additional colors (white, dark gray, amber, black) are available.



The **KeypadRFID** and **BellRFID** access modules with contactless RFID technology feature an integrated message function (blue letter button).

The messages are recorded and played back via the integrated microphone and speaker of the camera module. The data is stored on the camera's microSD card.



BellRFID: RFID Access Module With Variable Bell Button Sets And Message Function


Each of the six bell button sets can be used without having to replace the BellRFID basic module. The bell button set can be exchanged at any time. The MOBOTIX website offers a free-of-charge printing service for BellRFID and the info module: mobotix.com > Support > Printing Service



Playing Back Messages On The Access Module

If a visitor left a message for one of the residents, it will be indicated by a flashing LED. The message can be played back at the Door Station after authentication. Video messages can be played back at any of the remote stations.

RFID



Contactless RFID Technology With Transponder

RFID facilitates the automatic identification of visitors and makes it easier to record and save data. An RFID system consists of a transponder (for example, card) as well as a device for reading the ID (KeypadRFID or BellRFID).

Available from A1 Security Cameras
www.a1securitycameras.com email: sales@a1securitycameras.com

KeypadRFID And BellRFID

In addition to ringing the bell, the **MOBOTIX access modules with RFID technology** enables keyless entry using an **RFID transponder** or, for the KeypadRFID, by entering a **PIN**. Access requests are encrypted and transferred to the MX-DoorMaster via a two-wire cable and, once the information has been verified, the door opens.



MX-DoorMaster

The **MX-DoorMaster contains all PINs, transponder data and access times for opening the door**. Since this module is installed indoors and, unlike conventional door stations, no relevant access data is stored outdoors, the Door Station is exceptionally **well-protected against theft and manipulation** (e.g. pulling out the door opener wires from the wall and short-circuiting with a battery).

It is not necessary to connect an extra power source to operate the electrical Door Opener, because the Security Door Opener generates the required voltage with the **integrated rechargeable battery**. Even in the case of a **complete power failure**, the RFID access module – in connection with the rechargeable battery of the DoorMaster – **ensures up to 60 hours of keyless access**.

In addition, the DoorMaster functions as a **doorbell** and the user can select from a wide range of different ring tones.



The access code is encrypted and transferred from the access module to the MX-DoorMaster and thus, read out and confirmed in the safety of the indoor area before the door is opened

Rechargeable battery for backup power supply; power for the door opener and the access module at the outdoor station; door can be opened/locked using PIN/transponder/App, even during power failure

Unlock The Door Using An App

Even if you use a T25 Door Station without an RFID access module, you can unlock the front door without a key simply using your iPhone/iPad and the door opening function in the MOBOTIX App.



Quick And Cost-Efficient Installation

What does a typical system look like and what kind of cabling is needed? The **system image** shows the schematic structure of hemispheric IP Video Door Station including the MX-DoorMaster, which is installed inside next to the door.

The **network connection and power supply** of the outdoor station are ensured via an Ethernet cable (PoE technology) or alternatively using the **Info2wire+** expansion set via a two-wire **bell wire**, ideal for renovating and old buildings.



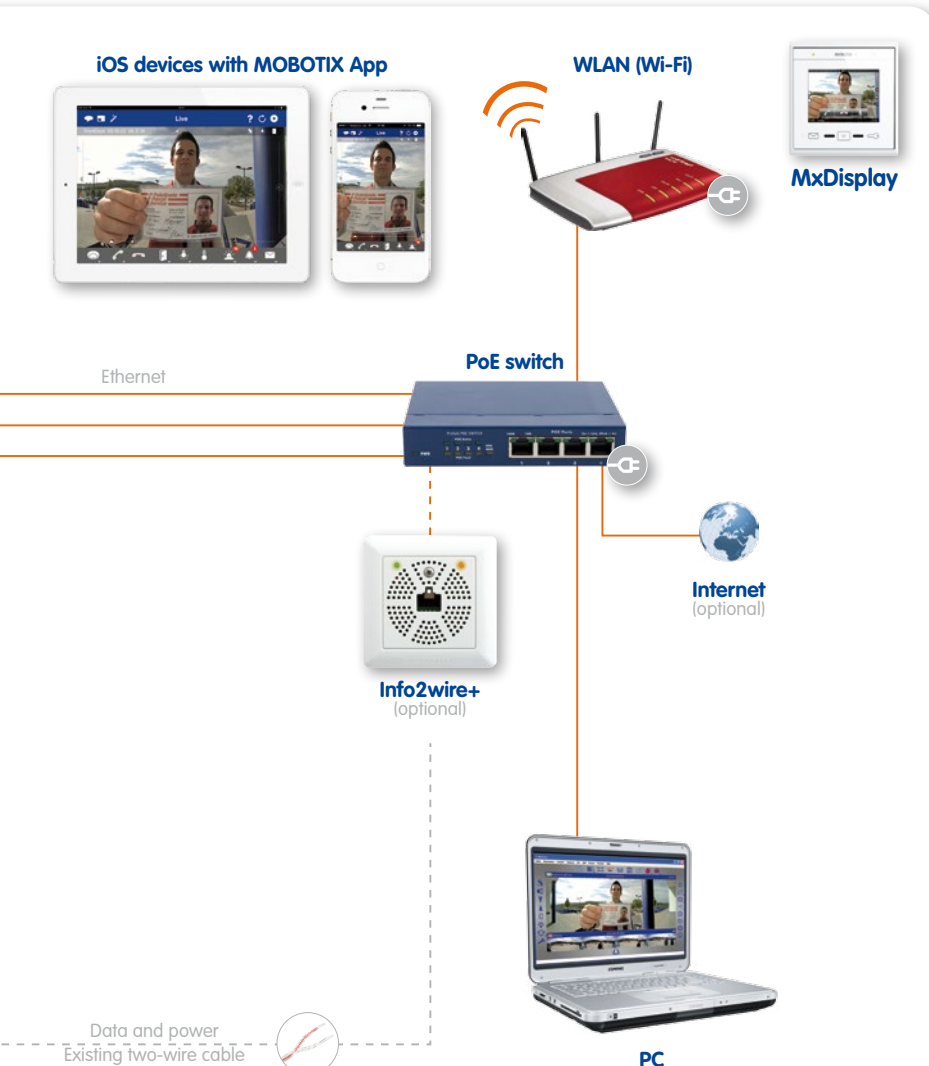
Door Station

Front door

Simple Network Connection

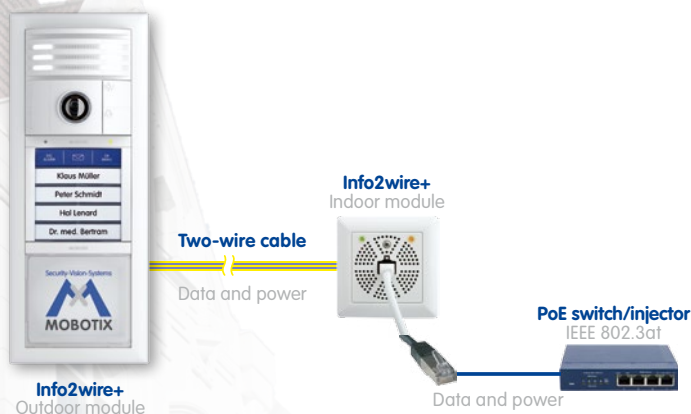
The **outdoor station** requires **just one cable for data and power** to connect to a PoE switch and thereby to any expandable Ethernet network.

In addition to the outdoor station, you can also install additional modules indoors that can connect to the outdoor station via a switch or MxBus. If the switch is also connected to the Internet, this enables **global encrypted access** to the Door Station and its functions.



Ideal For Renovating/Old Buildings: MOBOTIX Two-Wire Technology

Are you unable or unwilling to lay a network cable to your front door? No problem, since the two-wire network module **Info2wire+** available in the modular T25 system, which can replace the simple info module of the Door Station in the form of an illuminated door sign, supplies power to the IP Video Door Station and establishes the network connection via two standard bell wires.



The existing doorbell or simple door intercom system can be replaced by a versatile MOBOTIX access system with a high-resolution door camera with little extra effort or cost the next time when you renovate. The MOBOTIX outdoor station can easily be integrated in any older building using a two-wire cable, either as an on-wall or in-wall version. In most cases, there is no need to undertake the time-consuming process of drilling and laying additional cables.

Automatic Operation At The Push Of A Button Without Special Knowledge

Once the Door Station is installed and connected, it is ready for operation within just a few minutes. The entire T25 system was designed by MOBOTIX to allow it to be **started up quickly and easily by a single user**. You can start up and configure the entire system without the need for a PC, any other special devices or prior detailed knowledge of networks.

Fast, Simple Installation

In new constructions, MOBOTIX recommends connecting a CAT7 cable directly to the Door Station. In renovations or in older buildings, the existing bell wires can be used further together with MOBOTIX two-wire technology (Info2wire+).

It's That Simple:

Simply connect all devices in accordance with the connection diagram supplied in the system manual and briefly disconnect the Door Station from the power supply (e.g. pull out the plug). **Press the doorbell button** as soon as the light and bell buttons on the camera module to light up. **The auto configuration begins and the system configures itself in the network.** Now,

simply enter a security PIN and any number of RFID cards (for keyless access) by holding them up to the KeypadRFID or BellRFID module. Done!



Step-By-Step Instructions

As standard with MOBOTIX, detailed, colorfully illustrated and clear instructions are supplied with the hemispheric IP Video Door Station for installation, start-up and operation (www.mobotix.com > Support).

Low Cost, Low Energy Requirements

The automatic installation enables the user to set up the system quickly and easily without the need for extensive network knowledge. The Door Station consumes very little power (around five watt-hours), which is provided directly via the Ethernet cable.

Customized System

MOBOTIX systems are never too big or too small. The T25 is a modular system for both private and commercial use and can be easily adapted to suit the specific and ever-changing needs of the customer. The hemispheric camera module (T25-CamCore) with compatible installation frame is an affordable, ready-to-use starter Door Station, thanks to its **integrated doorbell and light buttons, the high-quality microphone and the powerful speaker.**



MOBOTIX offers this highly robust and weatherproof outdoor station (IP65, suited for -30 to +50 °C/-22 to +140 °F) in **five attractive colors as an in-wall or on-wall version.** If desired, the sturdy frame can be ordered with an optional **integrated anti-theft device** that prevents the modules from being removed easily.

Planning And Ordering

You can use the T25 **Web Configurator** tool on the MOBOTIX website to plan your individual Door Station. The web configurator can be found at www.mobotix.com under "Products". You can choose the individual components step-by-step so that no individual component is forgotten. After you have finished the configuration, the system creates a preview image of the system as well as a parts list so that a concrete offer request can be sent to the electronics specialist or MOBOTIX dealer contracted to install the system or to any MOBOTIX dealer.



Software Included

MOBOTIX customers always receive custom software for system setup and operation, completely free of charge. The T25 can be controlled via any remote station (PC, VoIP phone, iPad/iPhone), even worldwide if an Internet connection is available.

Available from A1 Security Cameras
www.a1securitycameras.com email: sales@a1securitycameras.com



White (PW)
Single frame



Silver (SV)
Single frame



Dark gray (DG)
Single frame



Black (BL)
Single frame



Amber (AM)
Single frame

T25-CamCore
(minimum equipment)



White (PW)
Double frame



Silver (SV)
Double frame



Dark gray (DG)
Double frame



Black (BL)
Double frame



Amber (AM)
Double frame

T25-CamCore &
KeypadRFID



White (PW)
Double frame



Silver (SV)
Double frame



Dark gray (DG)
Double frame



Black (BL)
Double frame



Amber (AM)
Double frame

T25-CamCore & BellRFID
(bell button sets are sold
as separate sets)



White (PW)
Triple frame



Silver (SV)
Triple frame



Dark gray (DG)
Triple frame



Black (BL)
Triple frame



Amber (AM)
Triple frame

T25-CamCore,
BellRFID &
Info Module/Info2wire+

Heat From Sun Is Stronger On Darker Devices


Dark-colored devices heat up more easily in direct sunlight than lighter ones. Therefore, to avoid potential damage, MOBOTIX recommends installing only white or silver Door Stations in unprotected outdoor areas.


Complete Sets	Product	Article number	Comment	Price (\$)
	T25 Complete Set 1*	MX-T25M-SK-1-PW	Color: White. For Ethernet connection	1,798
	T25 Complete Set 3*	MX-T25M-SK-3-PW	Color: White. For Ethernet connection and the secure electrical door opener	2,198
	T25 Complete Set 4*	MX-T25M-SK-4-PW	Color: White. For two-wire connection	2,228
	T25 Complete Set 2*	MX-T25M-SK-2-PW	Color: White. For two-wire connection and the secure electrical door opener	2,648


*Contents: T25-CamCore, KeypadRFID including 7 cards (set 1 to 4), triple frames with in-wall and on-wall housing, USB flash drive; and Info Module (sets 1 and 3), Info2wire+ (sets 2 and 4) and MX-DoorMaster (sets 2 and 3)


	T25 Complete Set 5*	MX-T25M-SK-Bell-1-PW	Color: White. For Ethernet connection	1,798
	T25 Complete Set 7*	MX-T25M-SK-Bell-3-PW	Color: White. For Ethernet connection and the secure electrical door opener	2,198
	T25 Complete Set 8*	MX-T25M-SK-Bell-4-PW	Color: White. For two-wire connection	2,228
	T25 Complete Set 6*	MX-T25M-SK-Bell-2-PW	Color: White. For two-wire connection and the secure electrical door opener	2,648


*Contents: T25-CamCore, KeypadRFID including 7 cards (Set 5 to 8) triple frames with in-wall and on-wall housing, USB flash drive; and Info Module (set 5 and 7); Info2wire+ (set 6 and 8); MX-DoorMaster (set 6 and 7)


T25-CamCore	Product	Article number	Comment	Price (\$)
	T25-CamCore Day	MX-T25M-Sec-D11-PW	Color: White, including lens	998
	T25-CamCore Day	MX-T25M-Sec-D11-SV	Color: Silver, including lens	1,008
	T25-CamCore Day	MX-T25M-Sec-D11-DG	Color: Dark gray, including lens	1,008
	T25-CamCore Day	MX-T25M-Sec-D11-BL	Color: Black, including lens	1,008
	T25-CamCore Day	MX-T25M-Sec-D11-AM	Color: Amber, including lens	1,008
	T25-CamCore Night	MX-T25M-Sec-N11-PW	Color: White, including lens	998
	T25-CamCore Night	MX-T25M-Sec-N11-SV	Color: Silver, including lens	1,008
	T25-CamCore Night	MX-T25M-Sec-N11-DG	Color: Dark gray, including lens	1,008
	T25-CamCore Night	MX-T25M-Sec-N11-BL	Color: Black, including lens	1,008
	T25-CamCore Night	MX-T25M-Sec-N11-AM	Color: Amber, including lens	1,008


BellRFID base module	Product	Article number	Comment	Price (\$)
	BellRFID Base module	MX-Bell1-Core-EXT-PW	Color: White	248
	BellRFID Base module	MX-Bell1-Core-EXT-SV	Color: Silver	258
	BellRFID Base module	MX-Bell1-Core-EXT-DG	Color: Dark gray	258
	BellRFID Base module	MX-Bell1-Core-EXT-BL	Color: Black	258
	BellRFID Base module	MX-Bell1-Core-EXT-AM	Color: Amber	258


BellRFID button sets	Product	Article number	Comment	Price (\$)
	BellRFID Bell Button Set F1	MX-Bell1-Button-F1	1x bell + function button	248
	BellRFID Bell Button Set F2	MX-Bell1-Button-F2	2x bell + function button	258
	BellRFID Bell Button Set F3	MX-Bell1-Button-F3	3x bell + function button	258
	BellRFID Bell Button Set F4	MX-Bell1-Button-F4	4x bell + function button	258
	BellRFID Bell Button Set 05	MX-Bell1-Button-05	5x bell	258
	BellRFID Bell Button Set XL	MX-Bell1-Button-XL	1x bell	258


KeypadRFID	Product	Article number	Comment	Price (\$)
	KeypadRFID	MX-Keypad1-EXT-PW	Color: White	398
	KeypadRFID	MX-Keypad1-EXT-SV	Color: Silver	408
	KeypadRFID	MX-Keypad1-EXT-DG	Color: Dark gray	408
	KeypadRFID	MX-Keypad1-EXT-BL	Color: Black	408
	KeypadRFID	MX-Keypad1-EXT-AM	Color: Amber	408


Info module	Product	Article number	Comment	Price (\$)
	Infomodul	MX-Info1-EXT-PW	Color: White	398
	Infomodul	MX-Info1-EXT-SV	Color: Silver	408
	Infomodul	MX-Info1-EXT-DG	Color: Dark gray	408
	Infomodul	MX-Info1-EXT-BL	Color: Black	408
	Infomodul	MX-Info1-EXT-AM	Color: Amber	408


Info2wire+	Product	Article number	Comment	Price (\$)
	Info2wire+	MX-2wirePlus-Info1-EXT-PW	Color: White; Indoor unit: White	648
	Info2wire+	MX-2wirePlus-Info1-EXT-SV	Color: Silver; Indoor unit: White	648
	Info2wire+	MX-2wirePlus-Info1-EXT-DG	Color: Dark gray; Indoor unit: White	648
	Info2wire+	MX-2wirePlus-Info1-EXT-BL	Color: Black; Indoor unit: White	648
	Info2wire+	MX-2wirePlus-Info1-EXT-AM	Color: Amber; Indoor unit: White	648


IO modules	Product	Article number	Comment	Price (\$)
	IO Module (Ethernet)	MX-OPT-IO2	Ethernet terminal board	48
	IO Module (external devices)	MX-OPT-IO1	Extended terminal board	248


Single frame	Product	Article number	Comment	Price (\$)
	Single frame	MX-OPT-Frame-1-EXT-PW	Color: White	88
	Single frame	MX-OPT-Frame-1-EXT-SV	Color: Silver	98
	Single frame	MX-OPT-Frame-1-EXT-DG	Color: Dark gray	98
	Single frame	MX-OPT-Frame-1-EXT-BL	Color: Black	98
	Single frame	MX-OPT-Frame-1-EXT-AM	Color: Amber	98





Double frame	Product	Article number	Comment	Price (\$)
	Double frame	MX-OPT-Frame-2-EXT-PW	Color: White	118
	Double frame	MX-OPT-Frame-2-EXT-SV	Color: Silver	128
	Double frame	MX-OPT-Frame-2-EXT-DG	Color: Dark gray	128
	Double frame	MX-OPT-Frame-2-EXT-BL	Color: Black	128
	Double frame	MX-OPT-Frame-2-EXT-AM	Color: Amber	128

Triple frame	Product	Article number	Comment	Price (\$)
	Triple frame	MX-OPT-Frame-3-EXT-PW	Color: White	148
	Triple frame	MX-OPT-Frame-3-EXT-SV	Color: Silver	158
	Triple frame	MX-OPT-Frame-3-EXT-DG	Color: Dark gray	158
	Triple frame	MX-OPT-Frame-3-EXT-BL	Color: Black	158
	Triple frame	MX-OPT-Frame-3-EXT-AM	Color: Amber	158

Single on-wall socket	Product	Article number	Comment	Price (\$)
	Single on-wall socket	MX-OPT-Box-1-EXT-ON-PW	Color: White	68
	Single on-wall socket	MX-OPT-Box-1-EXT-ON-SV	Color: Silver	78
	Single on-wall socket	MX-OPT-Box-1-EXT-ON-DG	Color: Dark gray	78
	Single on-wall socket	MX-OPT-Box-1-EXT-ON-BL	Color: Black	78
	Single on-wall socket	MX-OPT-Box-1-EXT-ON-AM	Color: Amber	78
	Single in-wall socket	MX-OPT-Box-1-EXT-IN	Color: Blue	28

Double on-wall socket	Product	Article number	Comment	Price (\$)
	Double on-wall socket	MX-OPT-Box-2-EXT-ON-PW	Color: White	88
	Double on-wall socket	MX-OPT-Box-2-EXT-ON-SV	Color: Silver	98
	Double on-wall socket	MX-OPT-Box-2-EXT-ON-DG	Color: Dark gray	98
	Double on-wall socket	MX-OPT-Box-2-EXT-ON-BL	Color: Black	98
	Double on-wall socket	MX-OPT-Box-2-EXT-ON-AM	Color: Amber	98
	Double in-wall socket	MX-OPT-Box-2-EXT-IN	Color: Blue	38

Triple on-wall socket	Product	Article number	Comment	Price (\$)
	Triple on-wall socket	MX-OPT-Box-3-EXT-ON-PW	Color: White	98
	Triple on-wall socket	MX-OPT-Box-3-EXT-ON-SV	Color: Silver	108
	Triple on-wall socket	MX-OPT-Box-3-EXT-ON-DG	Color: Dark gray	108
	Triple on-wall socket	MX-OPT-Box-3-EXT-ON-BL	Color: Black	108
	Triple on-wall socket	MX-OPT-Box-3-EXT-ON-AM	Color: Amber	108
	Triple in-wall socket	MX-OPT-Box-3-EXT-IN	Color: Blue	48

MX-DoorMaster	Product	Article number	Comment	Price (\$)
	MX-DoorMaster	MX-Door1-INT-PW	Color: White	348
	MX-DoorMaster rechargeable battery	MX-Door1-BAT	none	68
Transponder cards	Product	Article number	Comment	Price (\$)
	RFID transponder card	MX-AdminCard1	1 admin card	18
	RFID transponder card	MX-UserCard1	1 user card	18
IP videophone	Product	Article number	Comment	Price (\$)
	IP videophone	Grandstream GXV3140	Color: Black	468
Software	Product	Article number	Comment	Price (\$)
	MxEasy & App	-	PC, Mac & iOS device	-



Power Supply Devices

Additional devices to those listed here are required to supply power to the Door Station configured by you (e.g. PoE switch, transformer). Please read the system manuals or contact our support team for information on this issue.

MOBOTIX – A Forward-Looking System

With the IP Video Door Station, MOBOTIX launched a product series on the home automation market that is being continuously and dynamically expanded and improved. Here, we would like to briefly introduce you to our development department and present some of the products that will be produced in the near future. Only the best for MOBOTIX customers: The innovations of tomorrow are also compatible with Door Stations that are purchased today.

LightSense Radar-Controlled Outdoor Light

Turns on (and off) automatically in the dark **if someone approaches**. The LED backlight module, which is integrated into the outdoor station and supplied with power via the PoE port, is bright enough to enable the door camera to record clear color images at night.

New Frames And Housing For The Outdoor Station

A new **four-piece frame** with matching in-wall or on-wall housing integrates four modules and is equipped with an electromagnetic anti-theft protection mechanism.


A further development is a special **FlatFrame** to ensure that you can integrate the Door Station as seamless as possible into stainless steel surfaces. The installation set is available for individual modules that can be wired to a specific Door Station.



Convenient Interface Boxes

Users can boost the performance of the entire video system with the new, weatherproof and easy-to-install interface boxes. The boxes introduce useful features such as a central system time or act as power amplifiers for the use of several MxBus modules.

Available from A1 Security Cameras
www.a1securitycameras.com email: sales@a1securitycameras.com



Instant Live View & Access



Quick Event Overview



Playback Messages & Alarm Events



Access & Device Configuration

MxDisplay With Touch Screen

The wall-mounted display is a versatile expansion module of the Hemispheric IP Video Door Station and fits into the system frames and the housing of the Door Station.

Equipped with **touch screen**, the device functions as **video intercom**, installed in a house, for **MOBOTIX Door Stations**, and also controls the **cameras of a video security system**. All of the access functions and the transponder can be programmed directly via the touch-sensitive display without a PC. The device does not require a power connection because it is powered over PoE standard via the network cable.

MxDisplay For Indoors And Outdoors (IP65)

The display is also weatherproof in accordance with IP65. It can therefore be integrated into the outdoor station as a multifunctional module and enables real doorbell keys or a keypad to be displayed virtually.

DVR: Abbreviation of Digital Video Recorder.

Ethernet: The most common technology for communication within a wired network. It facilitates data exchange between all devices (computers, printers, IP cameras, IP videophones, etc.) connected in a local network (LAN).

Events: An event refers to a situation when something happens or changes. In terms of video surveillance, this means a change in the status of an area that is being monitored. This may be movement of a person, a change in brightness, a drop in ambient temperature, the detection of a noise via a microphone, an electrical signal at a signal input, the manual operation of a button, etc.

Flash memory: See microSD card.

Frame rate: The frame rate specifies how many frames per second (fps) are generated and sent by the camera. 16 fps and higher is perceived by the human eye as a fluid video sequence.

G.711: G.711 refers to the process by which analog audio signals are encoded and decoded. This codec (= enCOder-DECOder) is used in classic telephone systems and IP telephony.

H.264: H.264 is the process by which the video image is encoded/compressed and decoded.

HiRes: Abbreviation for High Resolution. Refers to high-resolution images (above one megapixel).

IP network: Data network based on the Internet protocol (TCP/IP).

IP telephone: See VoIP.

LED: Abbreviation of Light Emitting Diode, an electronic semiconductor component built into MOBOTIX cameras and add-on modules that emits light when a current flows through the component in the correct direction.

Megapixel: Images that have more than one million pixels.

microSD card: SD Memory Card (Secure Digital Memory Card). A digital storage medium based on flash storage modules.

Motion Detection: "Motion detection": Capturing movement within a specific area. MOBOTIX cameras use algorithms to detect changes from frame to frame in predefined areas, while taking preset conditions into account. If a camera detects a movement, it signals an event and triggers an alarm.

MxEasy: Free MOBOTIX video management software for small and compact camera networks of up to 16 cameras/Door Stations.

MxPEG: Method developed by MOBOTIX to compress and store image and video data with low network load and high image quality. The MxPEG ActiveX control element allows video and audio data from MOBOTIX cameras to be displayed in other applications (including Internet Explorer).

Network: A group of end devices, such as computers, that are connected via cables and share access to data and devices such as printers and IP cameras.

PIR sensor: Passive infrared sensor for motion detection.

PoE: Power-over-Ethernet. A technology for supplying network-enabled devices (for example, IP cameras) with power via an Ethernet cable.

PTZ: Abbreviation for Pan/Tilt/Zoom. Refers to the movement of a video camera to the left and right, up and down, and to the camera's ability to enlarge an image.

Resolution: Indicates the number of pixels used to produce an image. The more pixels an image has, the more recognizable the details remain when the image is enlarged. The resolution is expressed as the number of pixel columns by pixel rows or as a total number of pixels. A VGA image has 640 columns and 480 rows (640 × 480), which equals 307,200 pixels or approximately 0.3 megapixels. The T25 has 5MP.

RFID: Radio frequency identification.

Router: Network device that connects multiple networks with one another. The router establishes a physical connection between the devices in different networks (like a hub), analyzes the relevant data packets and forwards ("routes") these packets to the correct target network.

Searches: Monitoring of recordings or searching for a particular event.

SIP: Session Initiation Protocol. Network protocol for setting up, controlling and terminating a communication connection via a computer network. SIP is frequently used in conjunction with IP telephony.

Switch: Hardware used to connect multiple network devices (computers, cameras, printers, etc.) within a network. A PoE switch can also supply the (door) cameras with power over an Ethernet cable.

Transponder: A transponder is a device used for wireless communication (for example, as a key fob or a check card). The device detects the incoming signal and automatically responds to it or forwards it. The term "transponder" is made up of the terms "transmitter" and "responder." Passive transponders do not require their own power source, but they only work over short distances.

VoIP: Voice-over-IP. Telephony using computer networks.

WLAN (Wi-Fi): Wireless local area network connection.



From access control to 360° video security

HiRes Video Innovations

The German company MOBOTIX AG is known as the leading pioneer in network camera technology since its founding in 1999, and its **decentralized concept has made high resolution video systems cost efficient**. Whether in embassies, airports, railway stations, ports, gas stations, hotels or highways, MOBOTIX video systems have been in operation on every continent for years.

Technology Leader Of Network Cameras

In just a short time, MOBOTIX has climbed to the second place in European market share and fourth place worldwide in terms of market share. MOBOTIX has exclusively produced megapixel cameras for years and is the **technology leader for high-resolution video systems**. The **decentralized MOBOTIX concept** is characterized by the fact that a high-speed processor is built into every camera and, if required, a digital memory (microSD card) can also be integrated for long-term recording.

MOBOTIX cameras can make event-driven recordings even without a central PC or DVR and can digitally store videos long term with sound. This is why MOBOTIX solutions represent an unbeatable good value with their excellent image quality, even for small-scale installations.

Free Consulting Service

Simply call us or send us an e-mail. We will get in touch with you promptly.

With MOBOTIX, you're in the best hands right from the start. Both our internal project managers and our experienced, highly specialized partners make sure that every system is planned and installed optimally. Our support specialists can help you with any technical questions you may have.



MOBOTIX, the MX Logo, MxControlCenter, MxEasy, MxPEG and MxActivitySensor are trademarks of MOBOTIX AG registered in the European Union, the U.S. and in other countries.



Apple, the Apple logo, iPod and iTunes are Apple Inc. trademarks registered in the U.S. and other countries. iPhone, iPad, iPod mini and iPod touch are Apple Inc. trademarks.



General Notes: For a complete product overview and a current price list, see the MOBOTIX website • Sold only to distributors or commercial clients • Prices excluding VAT/sales tax • Manufacturer's recommended retail price Charleston, South Carolina (SC), USA • Subject to change without notice • © MOBOTIX AG 2015

Available from A1 Security Cameras

www.a1securitycameras.com email: sales@a1securitycameras.com



MOBOTIX CORP
80 Broad Street, 7th Floor
New York, NY 10004 USA
Phone: 888-MOBOTIX (662 6849)
Fax: +1 212 385 6129
E-mail: us-sales@mobotix.com
www.mobotix.com



Better Overview. Increased Security.

HiRes 180° Panorama View

No blind spots from wall to wall thanks to hemispheric technology

Mobile Remote Access

Worldwide two-way video communication and door opening

Keyless Entry

Door opening via PIN, transponder or MOBOTIX App

Embedded Mailbox

Recording video messages directly at the Door Station

Onboard Long-Term Storage

Automatic recording of all visitors in front of the building

Secure System Design

Efficient protection against theft and unauthorized access



MOBOTIX