

REDSCAN mini

Indoor only **RLS-2020I**



The REDSCAN mini RLS-2020I is an indoor IP/PoE laser scan detector providing 20 x 20 m vertical or horizontal detection area.

The RLS2020I helps protect assets, equipment, walls and ceilings by creating an invisible laser wall and detecting any intrusion breaching it.

Its compact, cosmetic and versatile design makes it very easy to install and covers many different configurations.

In addition to dry contacts, the RLS2020I generates REDWALL Event Code (ASCII format) that is already integrated with most VMS platforms.

Not impacted by any lighting conditions, the RLS-2020I will act as a trigger to enhance video surveillance or a wide range of security systems.



FEATURES

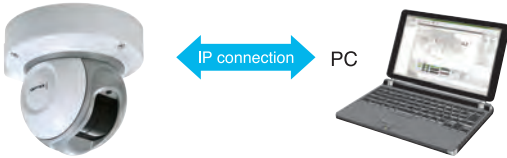
- 20m x 20m (65ft. x 65ft.), 95 degree detection area
- Vertical and Horizontal detection modes
- Multi-angle Adjustment Shell Structure (M.A.S.S.)
- Unique detection algorithm
- Automatic area setting function
- Advanced area setting
- 4 adjustable detection areas when connected via IP
- 3 outputs can be assigned for analogue connections : alarm, trouble, tamper (configurable)
- Compatible with Power over Ethernet
- Paintable housing

SPECIFICATIONS

Model	RLS-2020I
Installation location	Indoor
Detection method	Infrared Laser Scan
Laser protection class	Class 1
Power input	10.5 to 30 VDC, PoE (IEEE802.3af/at compliant)
Current draw	500mA max. (12 VDC), 250mA max. (24 VDC), 6W max. (PoE)
Mounting method	Ceiling mount, Wall mount, Tripod mount, Pole mount (option), Recess mount (option)
Detection area	20 x 20 m, (approx. 65 x 65 ft.), 95 degrees
Detection range	Radius 21 m (approx. 68 ft.) at 10% reflectivity
Detection resolution/Response time	0.25 degrees / within 75 ms to 1 minute
Mounting height(Vertical mode)	2 m (6.7 ft.) or higher
Communication port	Ethernet RJ-45 10BASE-T / 100BASE-TX (Auto negotiation)
Protocol	UDP, TCP/IP (Redwall Event Code), Http (Web setting), SNMP
Output	3 outputs, 28 VDC 0.2 A max. N.O./N.C. Selectable (3 from Master alarm, Zone outputs, Trouble, Tamper)
Input	-
Alarm period	Approx. 2 s delay timer
Operating temperature	-40 to 50 C degrees (-40 to 140 F degrees)
S Version only	IP66
Dimensions (HxWxD)	146 x 160 x 160 mm (5.8 x 6.3 x 6.3 inch)
Weight	1.0 kg (2.2 lb)

* Specifications and design are subject to change without prior notice.

EASY SETUP AND CONNECTION



Web browser: for basic detection settings without external program
 REDSCAN Manager Software (optional configuration software included in the RLS-AT tool kit): detailed settings including detection area shapes and output configuration



When connected to the network, the REDSCAN mini generates alarms using the Redwall Event Code (REC) which is integrated with major compatible NVR, VMS and PSIM platforms.

INSTALLATION EXAMPLE

CEILING MOUNT



The multi-angle adjustment shell structure allows flexible installation on ceiling or wall for vertical and horizontal detection area.

WALL MOUNT

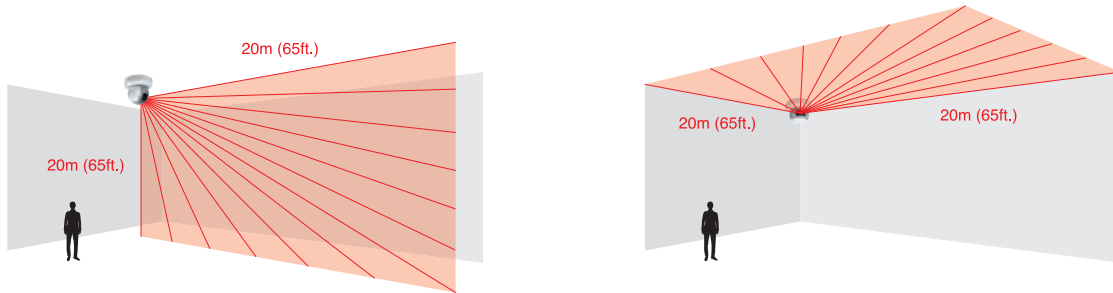


OPTION

Optional Recess mount bracket RLS-RB



DETECTION AREA



APPLICATION EXAMPLES



Skylight protection at Public facility / Warehouse

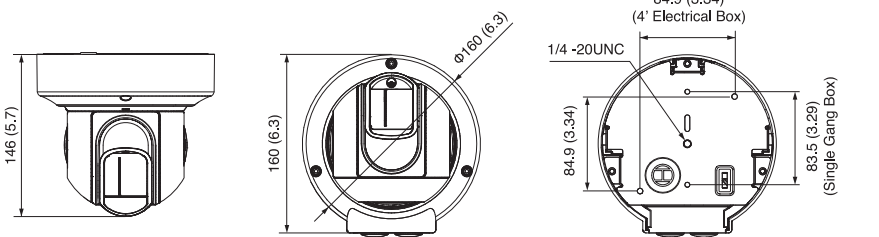


Ceiling protection at Data center



Window/Wall protection at Commercial facility/Office

DIMENSIONS



Unit:mm(inch)

ACCESSORIES

- RLS-AT : RLS area Adjustment Tool Kit
- LAC-1 : Laser Area Checker
- RLS-PB : Pole mount Bracket
- RLS-RB : Recess mount bracket
- RLS-LW : Laser Window



OPTEX CO., LTD. (JAPAN)

URL: <http://www.optex.net/>

OPTEX INC. (U.S.)

URL: www.optexamerica.com

OPTEX DO BRASIL LTDA. (Brazil)

URL: www.optex.net/br/es/sec

OPTEX (EUROPE) LTD. / EMEA HQ (U.K.)

URL: www.optex-europe.com

OPTEX TECHNOLOGIES B.V. (The Netherlands)

URL: www.optex.eu

OPTEX SECURITY SAS (France)

URL: www.optex-security.com

OPTEX SECURITY Sp.z o.o. (Poland)

URL: www.optex.com.pl

OPTEX PINNACLE INDIA, PVT., LTD. (India)

URL: www.optex.net/in/en/sec

OPTEX KOREA CO.,LTD. (Korea)

URL: www.optexkorea.com

OPTEX (DONGGUAN) CO.,LTD. SHANGHAI OFFICE (China)

URL: www.optexchina.com