

# Panasonic Telephone Systems



www.voicesonic.com

Phone: 877-289-2829





## KX-TDA DIGITAL HYBRID IP-PBX SYSTEMS & VOICE PROCESSING SYSTEMS

Effective Date March, 2004  
Supersedes all Previous Price Lists









Úæ æ [ } æ ÁSYËÖÖÍ € € ÁSYËÖÖÍ € € ÁSYËÖÖÍ € € ÁSYËÖÖÍ € €

## PANASONIC COMMUNICATION SYSTEMS KX-TDA DIGITAL HYBRID IP-PBX SYSTEMS & VOICE PROCESSING SYSTEMS











Model Number	Description	Per Master Carton		UPC Code 0-37988-
		Units	Weight	
<b>KX-TDA HYBRID IP PBX BASIC SHELVES/MAIN UNIT</b>				
<b>KX-TDA50</b>    	<b>BASIC SHELF</b> The KX-TDA50 basic shelf is initially configured with 4 Hybrid Extension Ports and 4 Loop Start CO ports (1 LCOT card), Power Supply, RS232 port, USB port, MOH port, Paging port and an SD card. The system is expandable to 8 COs and 24 extension ports. The 24 extension ports can support a combination 52 wired and wireless extensions. Please refer to the KX-TDA50 capacities chart on page 22.  <b>Features</b> <ul style="list-style-type: none"> <li>• Multi-Cell Wireless</li> <li>• PC-Based Programming</li> <li>• Automatic Route Selection (ARS)</li> <li>• Toll Restriction</li> <li>• Caller ID Name &amp; Number to (DPT, APT &amp; SLT)</li> <li>• VOIP</li> <li>• Voice Mail Integration</li> <li>• Uniform Call Distribution (UCD)</li> <li>• Compatible with KX-T7600, 7400, 7700 Series and SLT Telephones</li> <li>• Direct Inward System Access (DISA)</li> </ul>	<b>1</b>	<b>9.03 lbs.</b>	<b>85076-1</b>
<b>KX-TDA100</b>    	<b>BASIC SHELF</b> Maximum Capacity 96 ports <b>Contains</b> <ul style="list-style-type: none"> <li>• Cabinet with 5 Free slots</li> <li>• Main Processor (Unit–Power Supply Not Included; See page 3)</li> </ul> <b>Features</b> <ul style="list-style-type: none"> <li>• Multi-Cell Wireless</li> <li>• PC-Based Programming</li> <li>• Automatic Route Selection (ARS)</li> <li>• Toll Restriction</li> <li>• Caller ID (Name &amp; Number)</li> <li>• ISDN Primary Rate Interface (PRI) with QSIG</li> <li>• VOIP • T1</li> <li>• Voice Mail Integration</li> <li>• Uniform Call Distribution (UCD)</li> <li>• Direct Inward System Access (DISA)</li> </ul>	<b>1</b>	<b>18.5 lbs.</b>	<b>85018-1</b>
<b>KX-TDA200</b>    	<b>BASIC SHELF</b> Maximum Capacity 192 ports <b>Contains</b> <ul style="list-style-type: none"> <li>• 1 Cabinet with 10 free slots</li> <li>• 1 Main Processor (Unit–Power Supply Not Included; See page 3)</li> </ul> <b>Features</b> <ul style="list-style-type: none"> <li>• Multi-Cell Wireless</li> <li>• PC-Based Programming</li> <li>• Automatic Route Selection (ARS)</li> <li>• Toll Restriction</li> <li>• Caller ID (Name &amp; Number)</li> <li>• ISDN Primary Rate Interface (PRI) with QSIG</li> <li>• VOIP • T1</li> <li>• Voice Mail Integration</li> <li>• Uniform Call Distribution (UCD)</li> <li>• Direct Inward System Access (DISA)</li> </ul>	<b>1</b>	<b>25.4 lbs.</b>	<b>85019-8</b>









Units, Weights and Specifications subject to change.

Model Number	Description	Per Master Carton		UPC Code 0-37988-
		Units	Weight	
<b>MOUNTING HARDWARE</b>				
<b>KX-A244</b>  	<b>19" BRACKET FOR THE KX-TDA50</b> For mounting the KX-TDA50 cabinet in a 19" rack.	1	3.85 lbs.	85112-6
<b>KX-A243</b>  	<b>19" BRACKET FOR THE KX-TDA100</b> For mounting the KX-TDA100 cabinet in a 19" rack.	1	2.46 lbs.	85111-9
<b>KX-A242</b>  	<b>19" BRACKET FOR THE KX-TDA200</b> For mounting the KX-TDA200 cabinet in a 19" rack.	1	1.52 lbs.	85110-2
<b>KX-TDA100 &amp; KX-TDA200 SYSTEM POWER SUPPLIES (1 Required Per Systems)</b>				
<b>KX-TDA0103</b>  	<b>L-TYPE POWER SUPPLY</b> Large plug in system power supply for use in the KX-TDA200 Basic shelf. To determine the correct size power supply for your application, please refer to the Power Supply Sizing Chart 1 on page 19.	1	7.58 lbs.	85020-4
<b>KX-TDA0104</b>  	<b>M-TYPE POWER SUPPLY</b> Medium plug in system power supply for use in the KX-TDA100 or KX-TDA200 Basic shelf. To determine the correct size power supply for your application, please refer to the Power Supply Sizing Chart 1 on page 19.	1	6.92 lbs.	85021-1
<b>KX-TDA0108</b>  	<b>S-TYPE POWER SUPPLY</b> Small plug in system power supply for use in the KX-TDA100 Basic shelf. To determine the correct size power supply for your application, please refer to the Power Supply Sizing Chart 1 on page 19.	1	5.82 lbs.	85028-8
<b>KX-TDA100 &amp; KX-TDA200 EXPANSION CARDS AND ACCESSORIES</b>				
<b>KX-TDA100/200 STATION CARDS</b>				
<b>KX-TDA0144</b>  	<b>8-PORT CELL STATION INTERFACE CARD (CSIF8)</b> Required for multi-cell operation. Supports up to 8 Cell Stations (KX-TDA0142). 1 card requires 1 free slot. <ul style="list-style-type: none"> <li>• Please refer to System Capacities Charts on page 21 prior to configuring a system.</li> </ul>	3	3.81 lbs.	85024-2
<b>KX-TDA0170</b>  	<b>8-PORT DIGITAL HYBRID LINE CARD (DHLC8)</b> 8 ports per card. <ul style="list-style-type: none"> <li>• Supports KX-T7600, KX-T7400 (DPT), KX-T7700 (APT) series telephones.</li> <li>• Single Line (SLT) and DSS console.</li> <li>• 2 ports provide power failure transfer.</li> <li>• 1 Card requires 1 free slot. Please refer to system capacities charts on page 21 prior to configuring a system.</li> </ul>	3	4.45 lbs.	85027-3










Units, Weights and Specifications subject to change.

Model Number	Description	Per Master Carton		UPC Code 0-37988-
		Units	Weight	
<b>KX-TDA100/200 STATION CARDS</b> <i>(Continued)</i>				
<b>KX-TDA0171</b>  	<b>8-PORT DIGITAL LINE CARD (DLC8)</b> 8 ports per card. Supports KX-T7600 and KX-T7400 series telephone (DPT), and DSS console. • 1 card requires 1 free slot. • Please refer to system capacities charts on page 21 prior to configuring a system.	<b>3</b>	<b>4.92 lbs.</b>	<b>85028-0</b>
<b>KX-TDA0172</b>  	<b>16-PORT DIGITAL LINE CARD (DLC16)</b> 16 ports per card. Support KX-T7600 and KX-T7400 series telephone (DPT) Telephones, and DSS console. • 1 card requires 1 free slot. • Please refer to system capacities charts on page 21 prior to configuring a system.	<b>3</b>	<b>4.32 lbs.</b>	<b>85029-7</b>
<b>KX-TDA0173</b>  	<b>8-PORT SINGLE LINE CARD (SLC8)</b> 8 ports per card. Supports single line telephones (SLT). 2 ports are equipped with power failure transfer. Also equipped with 8 DTMF receivers. • 1 card requires 1 free slot. • Please refer to system capacities charts on page 21 prior to configuring a system.	<b>3</b>	<b>4.10 lbs.</b>	<b>85030-3</b>
<b>KX-TDA0174</b>  	<b>16-PORT SINGLE LINE CARD (SLC16)</b> 16 ports per card. Supports single line telephones (SLT). • 4 ports are equipped with power failure transfer. • Also equipped with 16 DTMF receivers. 1 card requires 1 free slot. • Please refer to system capacities charts on page 21 prior to configuring a system.	<b>3</b>	<b>4.38 lbs.</b>	<b>85031-0</b>
<b>KX-TDA0175</b>  	<b>16-PORT SINGLE LINE CARD WITH MESSAGE WAITING (MSLC16)</b> 16 ports per card. • Supports Single Line Telephones with and without Message waiting lights. • 4 ports are equipped with power failure transfer. • Also equipped with 16 DTMF receivers. • 1 card requires 1 free slot. • Please refer to system capacities charts on page 21 prior to configuring a system.	<b>3</b>	<b>4.69 lbs.</b>	<b>85032-7</b>
<b>KX-TDA100/200 CENTRAL OFFICE CARDS</b>				
<b>KX-TDA0180</b>  	<b>8-PORT LOOP START CO TRUNK CARD (LCOT8)</b> 8 ports per card. 2 ports have power failure transfer. • 1 card requires 1 free slot. • 1 optional (KX-TDA0193) 8 port caller ID card can be mounted to support caller ID. • Please refer to system capacities charts on page 21 prior to configuring a system.	<b>3</b>	<b>4.14 lbs.</b>	<b>85033-4</b>
<b>KX-TDA0181</b>  	<b>16-PORT LOOP START CO TRUNK CARD (LCOT16)</b> 16 ports per card. • 4 ports have power failure transfer. 1 card requires 1 free slot. • Up to two optional (KX-TDA0193) 8 port caller ID cards can be mounted on to support caller ID. • Please refer to system capacities charts on page 21 prior to configuring a system.	<b>3</b>	<b>4.25 lbs.</b>	<b>85034-1</b>
<b>KX-TDA0187</b>  	<b>T1 TRUNK CARD (T1)</b> 24 ports per card. Channels assignable as LCO, GCO, DID, OPX or TIE (E&M). • ANI and DID Supported. • External Channel Service Unit (CSU) required. • 1 card requires 1 free slot. • Please refer to system capacities charts on page 21 prior to configuring a system.	<b>3</b>	<b>3.46 lbs.</b>	<b>85036-5</b>











Units, Weights and Specifications subject to change.

Model Number	Description	Per Master Carton		UPC Code 0-37988-
		Units	Weight	
<b>KX-TDA100/200 CENTRAL OFFICE CARDS</b> <i>(Continued)</i>				
<b>KX-TDA0290</b>  	<b>ISDN PRIMARY RATE INTERFACE (PRI 23)</b> 23 ports per card. 23 B channels + 1 D channel. • External Channel Service Unit (CSU) required. • 1 card requires 1 free slot. • Please refer to system capacities charts on page 21 prior to configuring a system.	<b>3</b>	<b>3.48 lbs.</b>	<b>85041-9</b>
<b>KX-TDA0480</b>  	<b>4-CHANNEL IP GATEWAY CARD (IP-GW4)</b> Supports up to 4 IP connections. • H.323V.2, ITU-T, G729a and G.723.1 compliant. • 1 card requires 2 universal card slots. • Please refer to system capacities charts on page 21 prior to configuring a system.	<b>1</b>	<b>2.24 lbs.</b>	<b>85045-7</b>
<b>KX-TDA100/200 RESOURCE AND FEATURE CARDS</b>				
<b>KX-A258</b>  	<b>BLANK SLOT COVER</b> Optional metal panel to cover unused free slots. • One panel covers one slot. 5 panels per package.	<b>3</b>	<b>3.48 lbs.</b>	<b>85066-2</b>
<b>KX-TDA0190</b>  	<b>OPTIONAL 3-SLOT BASE CARD (OPB3)</b> This card is equipped with 3 connectors to receive the following option cards: • 4 Channel Message Card (MSG4), 4-Port Doorphone Card (DPH4), 16-Port Echo Cancellation Card (ECHO16). • Requires 1 slot. • Mounts in the optional card slot or a free slot. • Please refer to system capacities charts on page 21 prior to configuring a system.	<b>3</b>	<b>3.46 lbs.</b>	<b>85037-2</b>
<b>KX-TDA0191</b>  	<b>4-CHANNEL MESSAGE CARD (MSG4)</b> Provides 4 ports for outgoing messages for DISA, Queuing, Wake-Up and internal hold melody. • A maximum of 64 messages can be recorded with a maximum total recording time of 8 minutes. • Mounted on the KX-TDA0190 (OPB3) card. • Please refer to system capacities charts on page 21 prior to configuring a system.	<b>3</b>	<b>1.43 lbs.</b>	<b>85038-9</b>
<b>KX-TDA0161</b>  	<b>4-PORT DOORPHONE CARD (DPH4)</b> Required to connect KX-T30865 doorphone. • Supports up to 4 doorphones and door opener relays. Mounts on the KX-TDA0190 (OPB) card. • Please refer to system capacities charts on page 21 prior to configuring a system.	<b>3</b>	<b>1.65 lbs.</b>	<b>85025-9</b>
<b>KX-TDA0166</b>  	<b>16-PORT ECHO CANCELLATION CARD (ECHO16)</b> Provides echo cancellation for conference calls for up to 16 ports. • Mounted on the KX-TDA0190 (OPB) card. • Please refer to system capacities charts on page 21 prior to configuring a system.	<b>3</b>	<b>1.36 lbs.</b>	<b>85026-6</b>
<b>KX-TDA0410</b>  	<b>CTI LINK CARD</b> Ethernet card for CTI communications via 10BaseT for LAN and WAN based programming. • Contains one RJ-45 connector. • One card requires 1 slot. Mounts in the optional card slot or a free slot. • Please refer to system capacities charts on page 21 prior to configuring a system.	<b>3</b>	<b>3.41 lbs.</b>	<b>85044-0</b>








Units, Weights and Specifications subject to change.

Model Number	Description	Per Master Carton		UPC Code 0-37988-
		Units	Weight	
<b>KX-TDA100/200 CENTRAL OFFICE CARDS</b> <i>(Continued)</i>				
<b>KX-TDA0196</b>  	<b>REMOTE CARD</b> Analog Modem Card for remote communication. • V.90 support. • Mounts on the main processor card (MPR) • Please refer to system capacities charts on page 21 prior to configuring a system.	<b>3</b>	<b>1.23 lbs.</b>	<b>85040-2</b>
<b>KX-TDA0193</b>  	<b>8-PORT CALLER ID CARD (CID8)</b> Required to receive Caller ID information from the CO. Each KX-TDA0193 activates caller ID on 8 CO lines. • Mounts on the KX-TDA0180 and KX-TDA0181 Loop Start CO Cards. • Please refer to system capacities charts on page 21 prior to configuring a system.	<b>3</b>	<b>1.47 lbs.</b>	<b>85039-6</b>
<b>KX-TDA50 EXPANSION CARDS AND ACCESSORIES</b>				
<b>KX-TDA50 STATION CARDS</b>				
<b>KX-TDA5170</b>  	<b>4-PORT HYBRID LINE CARD (HLC4)</b> 4 ports per card. Supports KX-T7700 (APT) series telephones, Single Line (SLT) and DSS console, (KX-T0141) 2 port Cell Station and Voice Mail. Maximum one per system. Please refer to KX-TDA50 system capacities chart on page 22 prior to configuring a system.	<b>5</b>	<b>4.4 lbs.</b>	<b>85080-8</b>
<b>KX-TDA5171</b>  	<b>4-PORT DIGITAL LINE CARD (DLC4)</b> 4 ports per card. Supports KX-T7600, KX-T7400(DPT) series telephones, DSS console, (KX-T0141) 2 port Cell Station and Voice Mail. Maximum one per system. Please refer to KX-TDA50 system capacities chart on page 22 prior to configuring a system.	<b>5</b>	<b>4.07 lbs.</b>	<b>85081-5</b>
<b>KX-TDA5172</b>  	<b>8-PORT DIGITAL LINE CARD (DLC8)</b> 8 ports per card. Supports KX-T7600 & KX-T7400 (DPT) series telephones, DSS console, (KX-T0141) 2 port Cell Station and Voice Mail. Maximum two per system. Please refer to KX-TDA50 system capacities chart on page 22 prior to configuring a system.	<b>5</b>	<b>5.18 lbs.</b>	<b>85082-2</b>
<b>KX-TDA5173</b>  	<b>4-PORT SINGLE LINE CARD (SLC4)</b> 4 ports per card. Supports single line telephones (SLT). Also equipped with 4 DTMF receivers. 1 card max per system. Please refer to KX-TDA50 system capacities chart on page 22 prior to configuring a system.	<b>5</b>	<b>4.07 lbs.</b>	<b>85083-9</b>
<b>KX-TDA5174</b>  	<b>8-PORT SINGLE LINE CARD (SLC8)</b> 4 ports per card. Supports single line telephones (SLT). Also equipped with 8 DTMF receivers. 2 cards max per system. Please refer to KX-TDA50 system capacities chart on page 22 prior to configuring a system.	<b>5</b>	<b>5.18 lbs.</b>	<b>85084-6</b>
<b>KX-TDA5175</b>  	<b>4-PORT PROPRIETARY LINE CARD (PLC4)</b> 4 ports per card. Supports KX-T7700 series (APT), DSS and Voice Mail. 1 card max per system. Please refer to KX-TDA50 system capacities chart on page 22 prior to configuring a system.	<b>5</b>	<b>4.41 lbs.</b>	<b>85085-3</b>
<b>KX-TDA5176</b>  	<b>8-PORT PROPRIETARY EXTENSION CARD (PLC8)</b> 8 ports per card. Supports KX-T7700 Series (APT), DSS and Voice Mail. 2 cards max per system. Please refer to KX-TDA50 system capacities chart on page 22 prior to configuring a system.	<b>5</b>	<b>5.1 lbs.</b>	<b>85086-0</b>

Units, Weights and Specifications subject to change.




Model Number	Description	Per Master Carton		UPC Code 0-37988-
		Units	Weight	
<b>KX-TDA50 CENTRAL OFFICE CARDS</b>				
<b>KX-TDA5180</b>  	<b>4 PORT LOOP START CO CARD (LCOT4)</b> 4 ports per card. 2 ports have power failure transfer. 1 optional (KX-TDA5193) 4 port caller ID can be mounted to support caller ID. Please refer to KX-TDA50 system capacities chart on page 22 prior to configuring a system.	<b>5</b>	<b>4.4 lbs.</b>	<b>85087-7</b>
<b>KX-TDA5480</b>  	<b>VOIP GATEWAY CARD (IPGW4)</b> Supports up to 4 IP connections. H.323V.2, ITU-T, G729a, G.723.1 and G711 compliant. 1 card max per system. Please refer to KX-TDA50 system capacities chart on page 22 prior to configuring a system.	<b>1</b>	<b>4.07 lbs.</b>	<b>85091-4</b>
<b>KX-TDA50 ACCESSORIES</b>				
<b>KX-TDA5161</b>  	<b>4-PORT DOORPHONE / DOOR OPENER CARD (DPH4)</b> Support up to 4 KX-T30865 doorphones. Also equipped with 4 dry contacts for connection to electric door strike or other compatible type equipment. Maximum 1 per system.	<b>5</b>	<b>6.3 lbs.</b>	<b>85077-8</b>
<b>KX-TDA5166</b>  	<b>8-CHANNEL ECHO CANCELLER CARD (ECHO8)</b> Provides echo cancellation for conference calls for up to 16 ports. Max 1 per system	<b>5</b>	<b>3.85 lbs.</b>	<b>85078-5</b>
<b>KX-TDA5168</b>  	<b>EXTENSION CALLER ID CARD (EXT-CID)</b> Required to pass Caller ID to Single line telephone, fax answering machines etc. Supports up to 8 SLT devices. One card per system. Mounts in any of the optional slots.	<b>5</b>	<b>3.85 lbs.</b>	<b>85079-2</b>
<b>KX-TDA5193</b>  	<b>4-PORT CALLER ID CARD (CID4)</b> Required to receive Caller ID information from the CO. Each KX-TDA5193 activates caller ID on 4 CO lines. Mounts on the KX-TDA5180 Loop Start CO Card.	<b>5</b>	<b>1.10 lbs.</b>	<b>85089-1</b>
<b>KX-TDA5196</b>  	<b>REMOTE CARD (V.90) (RMT)</b> Modem card for remote maintenance and programming. Maximum 1 per systems	<b>5</b>	<b>.881 lbs.</b>	<b>85090-7</b>
<b>KX-A236</b>  	<b>ADDITIONAL AC POWER SUPPLY</b> Optional external power supply required when over 4 7000, 7200, 7300, 7400, 7700 series telephones and over 4 KX-T0141 Cell Stations are installed. Please refer to the KX-TDA50 Capacities chart on page 22.	<b>5</b>	<b>9.92 lbs.</b>	<b>85092-1</b>
<b>KX-TDA5191</b>  	<b>2-CHANNEL MESSAGE CARD (MSG2)</b> Provides 2 ports for outgoing messages for DISA, Queuing, Wake-Up and internal hold melody. A maximum of 32 messages can be recorded with a maximum total recording time of 15 minutes.	<b>5</b>	<b>3.85 lbs.</b>	<b>85088-4</b>
<b>OPTIONAL SOFTWARE</b>				
<b>KX-TDA0350</b>  	<b>PC PHONE SOFTWARE</b> Software to make a PC operate as a PC telephone. Includes 5 user licenses. Requires KX-T7601 USB Expansion Card.	<b>1</b>	<b>1.698 lbs.</b>	<b>85043-3</b>

Units, Weights and Specifications subject to change.









Model Number	Description	Per Master Carton		UPC Code 0-37988-
		Units	Weight	
<b>MULTI-CELL WIRELESS</b>				
<b>KX-T0141</b> 	<b>2-CHANNEL CELL STATION (CS)</b> 2 port cell station unit. Connects to the 4 port Hybrid Extension card that is included in the main cabinet plus the KX-TDA5170, KX-TDA5171 or the KX-TDA5172 only. Required for multi-cell wireless operation. Maximum of 4 per system. <b>*** For use with the KX-TDA50 only. ***</b> Please refer to the KX-TDA50 system capacities chart on page 18 prior to configuring a system	5	2.86 lbs.	85093-8
<b>KX-TDA0142</b>  	<b>3-CHANNEL CELL STATION (CS)</b> 3-port cell station unit <b>** For use with KX-TDA100, KX-TDA200 ONLY **</b> <ul style="list-style-type: none"> <li>• Connects to the KX-TDA0144 8-port Cell Station Interface card.</li> <li>• Required for multi-cell wireless operation.</li> </ul>	3	3.74 lbs.	85023-5
<b>KX-TD7690</b>  <i>Backlit LCD Display</i>	<b>2.4GHZ EXECUTIVE WIRELESS HANDSET</b> 5-line LCD with back-light <ul style="list-style-type: none"> <li>• Navi-key operation</li> <li>• PBX functionality support</li> <li>• Headset jack</li> <li>• Speakerphone</li> <li>• Vibrator ringing</li> <li>• Auto Answer</li> </ul>	3	5.31 lbs.	85060-0
<b>KX-TD7680</b>  <i>Backlit LCD Display</i>	<b>2.4GHZ WIRELESS HANDSET</b> 3-line LCD with back-light <ul style="list-style-type: none"> <li>• Navi-key operation</li> <li>• PBX functionality support</li> <li>• Headset jack</li> <li>• Speakerphone</li> <li>• Vibrator ringing</li> <li>• Auto Answer</li> </ul>	3	4.51 lbs.	85067-9
<b>KX-A264</b> 	<b>CARRYING CASE FOR KX-TD7680</b> Black, belt mountable carrying case for the KX-TD7680.	N/A	N/A	N/A
<b>KX-A269</b> 	<b>CARRYING CASE FOR KX-TD7690</b> Black belt mountable carrying case for the KX-TD7690.	12	1.55 lbs.	85065-5

Units, Weights and Specifications subject to change.











Model Number	Description	Per Master Carton		UPC Code 0-37988-
		Units	Weight	
<b>MULTI-CELL WIRELESS (Continued)</b>				
<b>PSZZTD142CE</b>	<b>CELL STATION BATTERY PACK</b> Used to power the KX-TDA 0142 or the KX-T0141 Cell Station, making it portable. The Cell Station, along with a KX-TD7680 or a KX-TD7690 can be used as a tool to assist the installer in determining coverage and the placement of the cell stations. Requires 1 PSZZ1TD0142 power supply adapter. Must be purchased from the Panasonic Parts Center at: 800-833-9626.	N/A	N/A	N/A
<b>PSZZ1TDA0142</b>	<b>POWER SUPPLY ADAPTER</b> Consists of a connector to connect the Cell Station battery pack to the Cell Station. 1 required with the Cell Station Battery Pack Must be purchased from the Panasonic Parts Center at: 800-833-9626.	N/A	N/A	N/A
<b>PROPRIETARY WIRELESS TELEPHONES</b>				
<b>KX-T7885 KX-T7885-W</b>  <i>Backlit LCD Display</i>	<b>PROPRIETARY WIRELESS MULTI-LINE TELEPHONE WITH BACKLIT LCD DISPLAY</b> Operation Frequency 902-928 MHz • 12 CO Line Capability • 3-Line Multifunction Backlit LCD Display • Message Waiting • Caller ID (APITS) • Headset Jack • Programmable Ringing or Vibrator • Dual Mode (SLT or APITS) • 30-Channel Auto Scanning • Separate Charging Unit • Remote Locatable Antenna • One Long Life, Fast Charge Nickel-Metal Hydride Battery Included.	<b>3</b>	<b>11.4 lbs.</b>	<b>82591-2</b>
	<b>KX-T7885-W: WHITE VERSION</b>	<b>3</b>	<b>11.4 lbs.</b>	<b>White 82630-8</b>
<b>KX-TD7895 KX-TD7895-W</b>  <i>Backlit LCD Display</i>	<b>DIGITAL SPREAD SPECTRUM (SST) MULTI-LINE TELEPHONE</b> 900 MHz Spread Spectrum Technology (SST) • 2 Modes (APITS and SLT) • 3-Line Multifunction Backlit LCD Display • 25-Channel Auto Scanning • 12 Programmable Line/Feature Buttons (APITS Mode) • Separate Charging Unit • Separate Wall Mountable Base Antenna • Headset Jack • Programmable Ring or Vibrator • One Nickel Metal Hydride Battery Included.	<b>1</b>	<b>10.6 lbs.</b>	<b>82610-0</b>
	<b>KX-TD7895-W: WHITE VERSION</b>	<b>1</b>	<b>10.6 lbs.</b>	<b>White 82682-7</b>
<b>KX-A276</b>	<b>3.6 VOLT NICKEL METAL HYDRIDE BATTERY</b> For use with the KX-T788-5	<b>3</b>	<b>1.9 lbs.</b>	<b>82593-6</b>
<b>KX-A276-W</b>	<b>3.6 VOLT NICKEL METAL HYDRIDE BATTERY</b> For use with the KX-T7885	<b>3</b>	<b>1.9 lbs.</b>	<b>82631-5</b>
<b>KX-T7600 SERIES TELEPHONES</b>				
<b>KX-T7601 KX-T7601-B</b> 	<b>USB EXPANSION CARD</b> For use with the KX-T7636 and KX-T7633 telephones. Required for use with PC phone KX-TDA350. Included with the card is a 6' USB cable and a CD containing a 90 day free trial PC Phone Software. Max of one USB module per telephone. <b>KX-T7601-B: BLACK VERSION</b>	<b>5</b>	<b>3.52 lbs.</b>	<b>85046-4</b>
		<b>5</b>	<b>3.52 lbs.</b>	<b>Black 85047-1</b>













Units, Weights and Specifications subject to change.

Model Number	Description	Per Master Carton		UPC Code 0-37988-
		Units	Weight	
<b>KX-T7600 SERIES TELEPHONES (Continued)</b>				
<b>KX-T7603</b> <b>KX-T7603-B</b>  	<b>12 KEY ADD-ON MODULE</b> Attaches to the KX-T7636 and KX-T7633 telephones. <ul style="list-style-type: none"> <li>• Adds an additional 12 CO keys.</li> <li>• Only one can be added per telephone.</li> </ul>	3	3.13 lbs.	85048-8
	<b>KX-T7603-B: BLACK VERSION</b>	3	3.13 lbs.	<b>Black</b> 85049-5
<b>KX-T7625</b> <b>KX-T7625-B</b>  	<b>DIGITAL 24-BUTTON SPEAKERPHONE PROPRIETARY TELEPHONE</b> 24 programmable CO keys with dual color LEDs <ul style="list-style-type: none"> <li>• Volume key</li> <li>• Hands-free Speakerphone (full duplex)</li> <li>• Large message/ringing lamp (red/green)</li> <li>• Headset jack</li> </ul>	3	10.1 lbs.	85050-1
	<b>KX-T7625-B: BLACK VERSION</b>	3	10.1 lbs.	<b>Black</b> 85051-8
<b>KX-T7630</b> <b>KX-T7630-B</b>  	<b>DIGITAL 24-BUTTON 3-LINE LCD SPEAKERPHONE PROPRIETARY TELEPHONE</b> 3-line x 24-character LCD with 24 programmable CO keys with dual color LED • Navigator key <ul style="list-style-type: none"> <li>• Hands-free Speakerphone (full duplex)</li> <li>• Large message/ringing lamp (red/green)</li> <li>• Headset jack</li> </ul>	3	10.4 lbs.	85052-5
	<b>KX-T7630-B: BLACK VERSION</b>	3	10.4 lbs.	<b>Black</b> 85053-2
<b>KX-T7633</b> <b>KX-T7633-B</b>   <i>Backlit LCD Display</i>	<b>DIGITAL 24-BUTTON 3-LINE BACKLIT LCD SPEAKERPHONE PROPRIETARY TELEPHONE</b> 3-line x 24-character LCD with back-light <ul style="list-style-type: none"> <li>• 24 programmable CO keys with dual color LED</li> <li>• Navigator key</li> <li>• Hands-free speakerphone (full duplex)</li> <li>• Large message/ringing lamp (red/green)</li> <li>• Headset jack</li> <li>• Compatible with optional 12-CO keys interface (KX-T7603).</li> </ul>	3	10.4 lbs.	85054-9
	<b>KX-T7633-B: BLACK VERSION</b>	3	10.4 lbs.	<b>Black</b> 85055-6







Units, Weights and Specifications subject to change.

Model Number	Description	Per Master Carton		UPC Code 0-37988-
		Units	Weight	
<b>KX-T7600 SERIES TELEPHONES (Continued)</b>				
<b>KX-T7636</b> <b>KX-T7636-B</b>   <b>Backlit LCD Display</b>	<b>DIGITAL 24-BUTTON BACKLIT LCD SPEAKERPHONE PROPRIETARY TELEPHONE</b> 6-line x 24-character Caller ID LCD with back-light <ul style="list-style-type: none"> <li>• 24 programmable CO keys with dual color LED</li> <li>• Navigator key</li> <li>• Hands-free speakerphone (full duplex)</li> <li>• Large message/ringing lamp (red/green)</li> <li>• Headset jack</li> <li>• Compatible with optional 12-CO keys interface (KX-T7603).</li> </ul>	3	10.4 lbs.	85056-3
		3	10.4 lbs.	Black 85057-0
<b>KX-T7640</b> <b>KX-T7640-B</b>  	<b>DIGITAL DSS CONSOLE (60-DSS)</b> 60 Direct Station Selection (DSS)/Busy Lamp Field (BLF) <ul style="list-style-type: none"> <li>• Wall mountable</li> <li>• Physically attached to Digital System Telephone by a screw (A DSS Console requires 1 Digital System Telephone extension port)</li> <li>• No restrictions for programmable Flex Keys</li> <li>• For all T7600 series models</li> </ul>	3	7.29 lbs.	85058-7
		3	7.29 lbs.	Black 85059-0
<b>KX-T7400 SERIES DIGITAL SUPER HYBRID SYSTEM TELEPHONES</b>				
<b>KX-T7420</b> <b>KX-T7420-B</b>  	<b>DIGITAL 12 CO-LINE SPEAKERPHONE</b> <ul style="list-style-type: none"> <li>• 12 Programmable Line Buttons with Dual Color LED Indicators</li> <li>• Jog Dial Control • XDP (Extra Device Port) Jack</li> <li>• Automatic Redial</li> <li>• Whisper OHCA • Hands-Free Answer Back</li> <li>• Redial Key</li> <li>• Speaker Phone Key</li> <li>• Hold Key • Flash Key • Auto Answer/Mute Key • Auto Dial/Store Key</li> <li>• Message Key • Intercom Key • Conference Key • Pause Key</li> <li>• Transfer Key</li> <li>• Jog Dial Volume Control (Handset, Ring and Speaker) • Program Key</li> <li>• Forward/Do Not Disturb (DND) Key</li> </ul>	3	9.1 lbs.	82553-0
		3	9.1 lbs.	Black 82560-8
<b>KX-T7425</b> <b>KX-T7425-B</b>  	<b>DIGITAL 24 CO-LINE SPEAKERPHONE</b> <ul style="list-style-type: none"> <li>• 24 Programmable Line Buttons with Dual Color LED Indicators</li> <li>• Jog Dial Control • XDP (Extra Device Port) Jack • Automatic Redial</li> <li>• Whisper OHCA • Hands-Free Answer Back • Redial Key</li> <li>• Speaker Phone Key • Hold Key • Flash Key • Auto Answer/Mute Key</li> <li>• Auto Dial/Store Key • Message Key • Intercom Key</li> <li>• Conference Key</li> <li>• Jog Dial Volume Control (Handset, Ring and Speaker)</li> <li>• Pause Key • Forward/Do Not Disturb (DND) Key</li> <li>• Program Key • Transfer Key</li> </ul>	3	9.1 lbs.	82554-7
		3	9.1 lbs.	Black 82561-5




Units, Weights and Specifications subject to change.

Model Number	Description	Per Master Carton		UPC Code 0-37988-
		Units	Weight	
<b>KX-T7400 SERIES DIGITAL SUPER HYBRID SYSTEM TELEPHONES</b> <i>(Continued)</i>				
<b>KX-T7431</b> <b>KX-T7431-B</b>  	<b>DIGITAL 12 CO-LINE DISPLAY/SPEAKERPHONE</b> <b>(WITH 1-LINE DISPLAY)</b> <ul style="list-style-type: none"> <li>• 12 Programmable Line Buttons with Dual Color LED Indicators</li> <li>• 1 Line LCD Display • Jog Dial Control • Alpha-dialing with Jog Dial</li> <li>• XDP (Extra Device Port) Jack • Automatic Redial • Whisper OHCA</li> <li>• Hands-Free Answer Back • Redial Key • Speaker Phone Key</li> <li>• Intercom Key • Hold Key • Flash Key • Auto Answer/Mute Key</li> <li>• Auto Dial/Store Key • Message Key</li> <li>• Jog Dial Volume Control (Handset, Ring and Speaker)</li> <li>• Conference Key • Forward/Do Not Disturb (DND) Key</li> <li>• Program Key</li> <li>• Pause Key • Transfer Key</li> </ul>	<b>3</b>	<b>9.2 lbs.</b>	<b>82555-4</b>
			<b>KX-T7431-B: BLACK VERSION</b>	<b>3</b>
<b>KX-T7453</b> <b>KX-T7453-B</b>   <i>Backlit LCD Display</i>	<b>DIGITAL 24 CO-LINE DISPLAY/SPEAKERPHONE</b> <b>(WITH BACKLIT 3-LINE DISPLAY)</b> <ul style="list-style-type: none"> <li>• 24 Programmable Line Buttons with Dual Color LED Indicators</li> <li>• 3 Line LCD Display • Jog Dial Control • Alpha-dialing with Jog Dial</li> <li>• XDP (Extra Device Port) Jack • Automatic Redial • Whisper OHCA</li> <li>• Hands-Free Answer Back • Redial Key • Speakerphone Key</li> <li>• Program Key • Hold Key • Flash Key</li> <li>• Auto Answer/Mute Key • Auto Dial/Store Key • Message Key</li> <li>• Jog Dial Volume Control (Handset, Ring and Speaker) • Intercom Key</li> <li>• Conference Key • Forward/Do Not Disturb (DND) Key • Pause Key</li> <li>• Transfer Key • Backlit Display with 3 Position Switch (Off, Medium, High)</li> </ul>	<b>3</b>	<b>9.3 lbs.</b>	<b>82623-0</b>
			<b>KX-T7453-B: BLACK VERSION</b>	<b>3</b>
<b>KX-T7456</b> <b>KX-T7456-B</b>   <i>Backlit LCD Display</i>	<b>DIGITAL 24 CO-LINE DISPLAY/SPEAKERPHONE</b> <b>(WITH BACKLIT 6-LINE DISPLAY)</b> <ul style="list-style-type: none"> <li>• 24 Programmable Line Buttons with Dual Color LED Indicators</li> <li>• 6-Line LCD Display • Jog Dial Control • Alpha-dialing with Jog Dial</li> <li>• XDP (Extra Device Port) Jack • Automatic Redial • Whisper OHCA</li> <li>• Hold Key • Hands-Free Answer Back • Speakerphone Key</li> <li>• Pause Key • Redial Key • Auto Answer/Mute Key</li> <li>• Auto Dial/Store Key • Flash Key • Message Key</li> <li>• Jog Dial Volume Control (Handset, Ring and Speaker)</li> <li>• Intercom Key • Conference Key</li> <li>• Forward/Do Not Disturb (DND) Key • Program Key</li> <li>• Transfer Key • Backlit Display with 3-Position Switch (Off, Medium, High)</li> </ul>	<b>3</b>	<b>9.7 lbs.</b>	<b>82625-4</b>
			<b>KX-T7456-B: BLACK VERSION</b>	<b>3</b>
<b>KX-T7440</b> <b>KX-T7440-B</b>  	<b>DIGITAL DSS/BLF CONSOLE</b> <ul style="list-style-type: none"> <li>• 66 DSS/BLF Keys with Dual z LED Indicators</li> </ul>	<b>3</b>	<b>5.4 lbs.</b>	<b>85011-2</b>
			<b>KX-T7440-B: BLACK VERSION</b>	<b>3</b>




Units, Weights and Specifications subject to change.

Model Number	Description	Per Master Carton		UPC Code 0-37988-
		Units	Weight	
<b>KX-T7400 SERIES DIGITAL SUPER HYBRID SYSTEM TELEPHONES</b> <i>(Continued)</i>				
<b>KX-T7441</b> <b>KX-T7441-B</b>  	<b>DIGITAL DSS/BLF CONSOLE WITH ANSWER/TRANSFER KEYS</b> <ul style="list-style-type: none"> <li>• 48 DSS/BLF Keys with Dual Color LED Indicators</li> <li>• Answer Key Release Key</li> </ul> <b>KX-T7441-B: BLACK VERSION</b>	3	5.4 lbs.	82559-2
		3	5.4 lbs.	Black 82566-0
<b>KX-T7700 SERIES HYBRID SYSTEM TELEPHONES</b>				
<b>KX-T7750</b> <b>KX-T7750-B</b> 	<b>24 BUTTON MONITOR TELEPHONE</b> <ul style="list-style-type: none"> <li>• 24 Programmable Buttons</li> <li>• 12 CO &amp; 12 Personal/Feature 10 fixed buttons for (Intercom, Conference, Program, Voice Mail, Pause, Forward/Do Not Disturb, Flash/Recall, Auto Answer/Mute, Auto Dial/Store and Redial)</li> <li>• 3 large buttons for Hold, Transfer and Monitor. • Volume Control for Speaker, Ringer and Handset • Headset Jack • Wall Mountable</li> </ul> <b>KX-T7750-B: CHARCOAL/BLACK VERSION</b>	3	1.28 lbs.	50136-0
		3	1.28 lbs.	Black 50143-0
<b>KX-T7720</b> <b>KX-T7720-B</b> 	<b>24 BUTTON SPEAKERPHONE TELEPHONE</b> <ul style="list-style-type: none"> <li>• 24 Programmable Buttons</li> <li>• 12 CO &amp; 12 Personal/Feature, 10 fixed buttons for (Intercom, Conference, Program, Voice Mail, Pause, Forward/Do Not Disturb, Flash/Recall, Auto Answer/Mute, Auto Dial/Store and Redial)</li> <li>• 3 large buttons for Hold, Transfer and Speakerphone, Volume Control for Speaker, Ringer and Handset • Headset Jack • Wall Mountable</li> </ul> <b>KX-T7720-B: CHARCOAL/BLACK VERSION</b>	3	2.46 lbs.	50051-0
		3	2.46 lbs.	Black 50068-0
<b>KX-T7730</b> <b>KX-T7730-B</b> 	<b>24 BUTTON SPEAKERPHONE TELEPHONE WITH 1-LINE BACKLIT LCD DISPLAY</b> <ul style="list-style-type: none"> <li>• 24 Programmable Buttons</li> <li>• 12 CO &amp; 12 Personal/Feature, 10 fixed buttons for (Intercom, Conference, Program, Voice Mail, Pause, Forward/Do Not Disturb, Flash/Recall, Auto Answer/Mute, Auto Dial/Store and Redial)</li> <li>• 3 large buttons for Hold, Transfer and Speakerphone</li> <li>• Navigation Key for Volume, Display Contrast and Function selection</li> <li>• Headset Jack</li> <li>• Wall Mountable</li> </ul> <b>KX-T7730-B: CHARCOAL/BLACK VERSION</b>	3	2.55 lbs.	50075-0
		3	2.55 lbs.	Black 50082-0
<b>KX-T7740</b> <b>KX-T7740-B</b> 	<b>48 BUTTON DSS CONSOLE</b> <ul style="list-style-type: none"> <li>• 32 DSS keys w /LED'S</li> <li>• 16 Feature keys wo/LED'S</li> <li>• Wall Mountable</li> </ul> <b>KX-T7740-B: CHARCOAL/BLACK VERSION</b>	3	1.28 lbs.	50099-0
		3	1.28 lbs.	Black 50105-0

Units, Weights and Specifications subject to change.

Model Number	Description	Per Master Carton		UPC Code 0-37988-
		Units	Weight	
<b>DOOR INTERCOMS</b>				
<b>KX-T30865-W</b> <b>KX-T30865-B</b> 	<b>DOOR INTERCOM</b> Compatible with all Digital Super Hybrid, Advanced Hybrid and TD500 and Digital Hybrid IP-PBX telephone systems.	<b>3</b>	<b>1.9 lbs.</b>	<b>50167-0</b>
	<b>KX-T30865-B: BLACK VERSION</b>	<b>3</b>	<b>1.9 lbs.</b>	<b>Black 50179-0</b>
<b>LEADER VOICE PROCESSING SYSTEM</b>				
<b>KX-TVS50</b> 	<b>BASIC CABINET</b> <ul style="list-style-type: none"> <li>• Initially configured with 2 ports (Not Expandable)</li> <li>• Initially configured for 2 Hours Storage (Expandable to 4 Hours)</li> <li>• 32 Mailboxes</li> <li>• 100 Messages per Mailbox</li> </ul> <b>Features</b> <ul style="list-style-type: none"> <li>• Automated Attendant Service</li> <li>• Voice Mail Service</li> <li>• Multi-lingual Voice Prompts</li> <li>• Paging Notification with Callback Number</li> <li>• Automatic FAX Transfer</li> <li>• In-band, APITS and DPITS Integration</li> <li>• Remote and On-Site Administration (External Modem Required)</li> <li>• Advanced Caller ID features</li> <li>• Two-Way Record</li> <li>• Live Call Screening</li> <li>• Refer to charts on pages 23 &amp; 24 for detailed feature &amp; configuration information</li> </ul>	<b>1</b>	<b>4.4 lbs.</b>	<b>82594-3</b>
<b>BILINGUAL VOICE PROCESSING SYSTEM</b>				
<b>KX-TVS95</b> <b>Available</b> <b>May 2004</b> 	<b>BASIC CABINET</b> <ul style="list-style-type: none"> <li>• Bilingual Voice Prompts (English &amp; Spanish)</li> <li>• Initially configured with 2 ports (Not Expandable)</li> <li>• Expanded 6 Hours Storage (No Further Expansion)</li> <li>• 32 Mailboxes</li> <li>• 100 Messages per Mailbox</li> </ul> <b>Features</b> <ul style="list-style-type: none"> <li>• Automated Attendant Service</li> <li>• Subscriber Tutorial</li> <li>• Voice Mail Service</li> <li>• Paging Notification with Callback Number</li> <li>• In-band, APITS and DPITS Integration</li> <li>• Automatic FAX Transfer</li> <li>• Remote and On-Site Administration (External Modem Required)</li> <li>• Advanced Caller ID features</li> <li>• Two-Way Record</li> <li>• Live Call Screening</li> <li>• Refer to charts on pages 23 &amp; 24 for detailed feature &amp; configuration information.</li> </ul>	<b>1</b>	<b>4.7 lbs.</b>	<b>85106-5</b>

Units, Weights and Specifications subject to change.

Model Number	Description	Per Master Carton		UPC Code 0-37988-
		Units	Weight	
<b>ENHANCED BILINGUAL VOICE PROCESSING SYSTEMS</b>				
<b>All Models Now Initially Configured with:</b>				
<b>1 KX-TVS204 (4 port) Card; Double Time Technology (For up to double the storage time of previous models); Bilingual Voice Prompts</b>				
<b>KX-TVS125</b>  	<b>BASIC CABINET</b> <ul style="list-style-type: none"> <li>• Bilingual Voice Prompts (English &amp; Spanish)</li> <li>• Initially configured with 1 KX-TVS204 4-port card</li> <li>• Expandable to 6 ports DPITS with the addition of 1 KX-TVS102 card</li> <li>• With the initial KX-TVS204 card removed, up to 2 KX-TVS102 cards can be installed for 4 ports in band</li> <li>• 32 Hours of Storage • 64 Mailboxes</li> </ul> <b>Features</b> <ul style="list-style-type: none"> <li>• Automated Attendant Service • Subscriber Tutorial • Voice Mail Service</li> <li>• Two-Way Record • Paging Notification with Callback Number</li> <li>• Automatic FAX Transfer • In-band and DPITS Integration</li> <li>• Remote and On-Site Administration (External Modem Required)</li> <li>• Advanced Caller ID features • Live Call Screening</li> <li>• Refer to charts on pages 23 &amp; 24 for detailed feature &amp; configuration information</li> </ul>	<b>1</b>	<b>16.4 lbs.</b>	<b>85107-2</b>
<b>KX-TVS225</b>  	<b>BASIC CABINET</b> <ul style="list-style-type: none"> <li>• Bilingual Voice Prompts (English &amp; Spanish)</li> <li>• Initially configured with 1 KX-TVS204 4 port card</li> <li>• Expandable to 12 ports DPITS with the addition of 2 KX-TVS204 cards</li> <li>• With the initial KX-TVS204 card removed, up to 3 KX-TVS102 cards can be installed for 6 ports in band</li> <li>• 64 Hours of Storage • 1024 Mailboxes</li> </ul> <b>Features</b> <ul style="list-style-type: none"> <li>• Automated Attendant Service • Subscriber Tutorial • Voice Mail Service</li> <li>• Paging Notification with Callback Number • Automatic FAX Transfer</li> <li>• In-band and DPITS Integration • Remote and On-Site Administration (External Modem Required) • Advanced Caller ID features</li> <li>• Two-Way Record • Live Call Screening</li> <li>• Refer to charts on pages 23 &amp; 24 for detailed feature &amp; configuration information</li> </ul>	<b>1</b>	<b>16.6 lbs.</b>	<b>85108-9</b>
<b>KX-TVS325</b>  	<b>BASIC CABINET</b> <ul style="list-style-type: none"> <li>• Bilingual Voice Prompts (English &amp; Spanish)</li> <li>• Initially configured with 1 KX-TVS204 4 port card</li> <li>• Expandable to 24 ports DPITS with the addition of 5 KX-TVS204 cards</li> <li>• With the initial KX-TVS204 card removed, up to 6 KX-TVS102 cards can be installed for 12 ports in band</li> <li>• 128 Hours of Storage</li> <li>• 1024 Mailboxes</li> </ul> <b>Features</b> <ul style="list-style-type: none"> <li>• Automated Attendant Service</li> <li>• Subscriber Tutorial • Voice Mail Service</li> <li>• Built in Modem for Remote Access</li> <li>• Paging Notification with Callback Number</li> <li>• Automatic FAX Transfer • In-band and DPITS Integration</li> <li>• Remote and On-Site Programming • Advanced Caller ID features</li> <li>• Two-Way Record</li> <li>• Live Call Screening</li> <li>• Refer to charts on pages 23 &amp; 24 for detailed feature &amp; configuration information</li> </ul>	<b>1</b>	<b>16.6 lbs.</b>	<b>85109-6</b>

Units, Weights and Specifications subject to change.

Model Number	Description	Per Master Carton		UPC Code 0-37988-
		Units	Weight	
<b>VOICE PROCESSING EXPANSION CARDS</b>				
<b>KX-TVS52</b>	<b>MEMORY EXPANSION CARD</b> <ul style="list-style-type: none"> <li>Adds 2 hours' memory storage to the KX-TVS5-0</li> </ul> A maximum of one KX-TVS52 can be installed in the KX-TVS50	<b>3</b>	<b>0.66 lbs.</b>	<b>82595-0</b>
<b>KX-TVS102</b>  <i>(For KX-TVS100, 110, 200, 220, 225, 300, 320 &amp; 325 Only)</i>	<b>EXTENSION/LINE INTERFACE CARD</b> <ul style="list-style-type: none"> <li>2 port interface circuit card.</li> <li>Provides for connection of two analog extensions/lines (single line telephone extension or Loop Start CO) or one Panasonic Digital Super Hybrid system extension (effectively two extensions).</li> </ul>	<b>1</b>	<b>2.5 lbs.</b>	<b>82508-0</b>
<b>KX-TVS204</b>  <i>(For KX-TVS100, 110, 120, 125, 200, 220, 225, 300, 320 &amp; 325 Only)</i>	<b>EXTENSION/LINE INTERFACE CARD</b> <ul style="list-style-type: none"> <li>4 port digital integration card for installation in the KX-TVS100, 110, 200, 220, 225, 300, 320 and 325 only.</li> <li>The KX-TVS204 allows 2 DPITS data pairs to be connected providing 4 digitally integrated ports.</li> </ul>	<b>1</b>	<b>.02 lbs.</b>	<b>82530-1</b>



## KX-TDA DIGITAL HYBRID IP-PBX SYSTEM FEATURE LIST

System Features	KX-TDA50	KX-TDA100	KX-TDA200
• Absent Message Capability	X	X	X
• Account Code Entry (Forced Verified)	X	X	X
• Account Code Entry (Optional)	X	X	X
• A.R.S. (Automatic Route Selection)	X	X	X
• Automated Attendant (with DISA/OGM)	X	X	X
• Automatic CO Hunting	X	X	X
• Automatic Fault Logging	X	X	X
• B.G.M. (Back Ground Music) Jack	X	X	X
• Call Back Busy	X	X	X
• Call Forwarding	X	X	X
• Call Hunting (Terminal or Circular)	X	X	X
• Call Log	X	X	X
• Call Parking Zones	X	X	X
• Call Park Retrieve	X	X	X
• Call Pick Up	X	X	X
• Call Transfer/Transfer Recall	X	X	X
• Call Waiting	X	X	X
• Caller ID, Call Logging	X	X	X
• Caller ID, Call Log Lock	X	X	X
• Caller ID, Callback	X	X	X
• Caller ID, Call Waiting	X	X	X
• Caller ID, Date and Time Adjust	X	X	X
• Caller ID (Name and/or Number)	X	X	X
• Class of Service	X	X	X
• CO Limited Duration Timer	X	X	X
• CO Line Names	X	X	X
• CO Line Status (Two Color LED)	X	X	X
• Conference Calling (8 Party)	X	X	X
• Data Line Security (for Fax or Modem)	X	X	X
• Data and Time Display	X	X	X
• Delayed Ringing	X	X	X
• D.I.L. (Direct in Line)	X	X	X
• D.I.S.A. (Direct Inward System Access)	X	X	X
• D.I.S.A. Single Digit Access	X	X	X
• Distinctive Ringing Tone (CO, Intercom)	X	X	X
• Distinctive Ring Tone (Doorphones)	X	X	X
• D.N.D. (Do Not Disturb)	X	X	X
• Do Not Disturb Override	X	X	X
• Door Intercoms/Door Opener Contacts	4	8	16
• DSS/BLF Consoles	X	X	X
• Dual Port Usage (Parallel SLT Station)	X	X	X
• Duration Time of Call Display	X	X	X
• Electronic Station Lock	X	X	X
• Emergency Call Number Programming	X	X	X
• Extension Groups	X	X	X
• Extension Name on Display when Idle	X	X	X
• Exclusive Hold	X	X	X
• Executive Override	X	X	X
• Executive Override Deny	X	X	X
• External Modem Support	X	X	X
• External Paging Ports	X	X	X
• Fax Transfer	X	X	X
• Flexible CO Keys (DSS/BLF, One Touch Dial)	X	X	X
• Flexible DSS Keys (One Touch, Feature Access)	X	X	X
• Flexible Key Assignments	X	X	X
• Flexible Line Assignment	X	X	X
• Flexible Night Service/Programmable/Manual	X	X	X
• Flexible Ringing Assignment (Day, Night)	X	X	X
• Flexible Ring Assignment (Lunch)	X	X	X
• Flexible Station Numbering	X	X	X
• Hands-Free Answer Back Intercom	X	X	X
• Handset/Headset-Display Phones	X	X	X
• Hold	X	X	X
• Hold Recall/Hold Reminder	X	X	X

Units, Weights and Specifications subject to change.

## KX-TDA DIGITAL HYBRID IP-PBX SYSTEM FEATURE LIST

System Features	KX-TDA50	KX-TDA100	KX-TDA200
• Hotel/Motel Features	X	X	X
• Ring Message Waiting	X	X	X
• Remote Station Lock	X	X	X
• Quick Dialing	X	X	X
• Room Status	X	X	X
• Industry Standard Telephone Capability	X	X	X
• Internal Paging (All Call Paging)	X	X	X
• Internal Paging (Zone Paging)	X	X	X
• ISDN Primary Rate Interface (PRI)	X	X	X
• Last Number Redial	X	X	X
• Limited Call Duration	X	X	X
• Live Call Screening (DPITS only)	X	X	X
• Live Call Screening, Remote (DPITS only)	X	X	X
• Login/Logout (Hunt, Ring, UCD)	X	X	X
• Login/Logout	X	X	X
• Lunch/Break Mode	X	X	X
• Memory Back-up	X	X	X
• Message Waiting - Proprietary Phones	X	X	X
• Message Waiting SLT	X	X	X
• Military Time Display	X	X	X
• M.O.H. (Music on Hold)	X	X	X
• Multi-Cell wireless	X	X	X
• Multilingual Displays (5)	X	X	X
• Multiple Voice Mail Lamps	X	X	X
• Off-Hook Tone Signaling	X	X	X
• Off-Hook Monitoring (KX-T7431, 7433, 7436, 7600 Series)	X	X	X
• Off-Hook Voice Announce (KX-T7235, T7436, 7600 Series)	X	X	X
• On-Site Programming Diagnostics	X	X	X
• Operator Call	X	X	X
• Power Failure Transfer	X	X	X
• Pre-Selection (Central Office or Intercom)	X	X	X
• Privacy Release	X	X	X
• Remote Programming/Diagnostics QSIG	X	X	X
• Remote Programming and Diagnostics Modem	X	X	X
• Remote Station Lock Control	X	X	X
• Ring Groups	X	X	X
• Ring Groups DISA	X	X	X
• Ringing Line Preference	X	X	X
• Saved Number Redial	X	X	X
• Secret Dialing	X	X	X
• Seven Day ARS Time Tables	X	X	X
• S.M.D.R. (Station Message Detail Recording)	X	X	X
• Station Name Display	X	X	X
• Station to Station Messaging	X	X	X
• Station Speed Dial Numbers (10)	X	X	X
• System Speed Dial Numbers	X	X	X
• T1 Interface	X	X	X
• T.A.F.A.S. (Trunk Answer from any Station)	X	X	X
• CSTA Compliant	X	X	X
• Timed Reminder	X	X	X
• Timed Reminder, Remote	X	X	X
• Toll Restriction	X	X	X
• Toll Restriction Override	X	X	X
• Tone/Pulse Conversation	X	X	X
• Tone/Pulse Dialing (By CO Line)	X	X	X
• Transfer (Screened/Unscreened)	X	X	X
• Trunk Groups	X	X	X
• Two-Way Record (DPITS)	X	X	X
• Two-Way Transfer (DPITS)	X	X	X
• Unattended Conference Call	X	X	X
• Uniform Call Distribution without OGM	X	X	X
• Uniform Call Distribution with OGM	X	X	X
• Voice Mail, Automatic Configuration (DPITS only)	X	X	X
• Voice Mail Integration (Inband)	X	X	X

Units, Weights and Specifications subject to change.

<b>KX-TDA DIGITAL HYBRID IP-PBX SYSTEM FEATURE LIST</b>			
<b>System Features</b>	<b>KX-TDA50</b>	<b>KX-TDA100</b>	<b>KX-TDA200</b>
• Voice Mail Integration (DPITS)	X	X	X
• Voice Mail Ports	X	X	X
• VOIP	X	X	X
• Walking Class of Service	X	X	X
• Whisper OHCA	X	X	

<b>KX-TDA100 &amp; KX-TDA200 POWER SUPPLY CHART #1</b>				
<p>It is necessary to select the power supply for this system in accordance with the type and number of telephones that are connected. The following 3 types of power supply are available. The maximum capacity differs for each type of power supply. Select the power supply which fits the power factor that the terminals and cards require. To calculate the type power supply required for your application you must determine the type of terminal equipment you plan to use. Then determine the point value for each and add up all the points. The power supply that is required will have a value greater than the total points calculated for the terminal equipment.</p>				
<b>Power Supply Maximum Power Factors</b>				
	<b>TDA100</b>		<b>TDA200</b>	
Power Supply Type	KX-TDA0108 S Type	KX-TDA0104 M Type	KX-TDA0104 M Type	KX-TDA0103 L Type
Maximum Power Factor	64	128	128	512
<b>Telephone Equipment Power Factor</b>				
<b>Telephone Equipment</b>				<b>Point Value For Each</b>
T7600 Digital Series				1
KX-T7400 & KX-T7200 Digital Series				4
KX-T7000, KX-T7300, KX-T7700 Series and DSS Consoles				4
SLT* Cards (Single Line Telephones)	SLC8			8
	SLC16			16
	MSLC16			16
	DHLC8			8
Cell Station (KX-TDA0142)				4
KX-TVS Port (2 ch)				1
* Calculation must be based on the number of cards, not the number of telephones.				

Units, Weights and Specifications subject to change.

**KX-TDA100 & KX-TDA200 SYSTEM CAPACITIES CHART # 2**

Category	Model Name	Abbreviated as	Description	Required Slots	Connection Capacity					Card Capacity		
					CO	SLT	APT	DPT	Total	TDA100	TDA200	
<b>Main Unit</b>	KX-TDA100	-	Basic Shelf	-	-	-	-	-	-	-	--	
	KX-TDA200		Basic Shelf	-	-	-	-	-	-	-	--	
<b>Main Processor Card</b>		MPR	Main Central Processing Unit Circuit Card	1	-	-	-	-	-	-	-	
<b>MPR Option Card</b>	KX-TDA0196	RMT	Remote Maintenance Trunk Card	-	-	-	-	-	-	-	-	
<b>Extension Card</b>	KX-TDA0170	DHLC8	8-Port Digital Hybrid Line Circuit Card	1	-	8	-	8	16	4	8	
	KX-TDA0172	DLC16	16-Port Proprietary Line Circuit Card	1	-	-	-	16	16			
	KX-TDA0171	DLC8	8-Port Proprietary Line Circuit Card	1	-	-	-	8	8			
	KX-TDA0175	MSLC16	16-Port SLT with Message Waiting Lamp Circuit Card	1	-	16	-	-	16			
	KX-TDA0173	SLC8	8-Port SLT Circuit Card	1	-	8	-	-	8			
	KX-TDA0174	SLC16	16-Port SLT Circuit Card	1	-	16	-	-	16			
	KX-TDA0144	CSIF8	8-Port Cell Station Interface Circuit Card	1	-	-	-	-	-			
<b>Trunk Card</b>	KX-TDA0180	LCOT8	8-Port Loop Start Central Office Trunk Card	1	8	-	-	-	8	4	8	
	KX-TDA0181	LCOT16	16-Port Loop Start Central Office Trunk Card	1	16	-	-	-	16			
	KX-TDA0193	CID8	Caller ID Card (8 ports)	-	-	-	-	-	-			
	KX-TDA0187	T1	T1 Line Trunk Card	1	24	-	-	-	24			
	KX-TDA0290	PRI23	ISDN Primary Rate Access Interface 23 Card	1	23	-	-	-	23			
	KX-TDA0480	IP-GW4	IP-Gateway Circuit Card	2	4	-	-	-	4			
<b>Optional Card</b>	KX-TDA0190	OPB3	Option Base 3 Circuit Card	1	-	-	-	-	-	This card is the base for mounting maximum of three option cards (MSG4, DPH4 and ECHO16)		
	Mounted on the OPB3 card.	TDA0191	MSG4	Message Circuit Card	-	-	-	-	-	-	2	4
		TDA0161	DPH4	Doorphone Circuit Card	-	-	-	-	-	-	2	4
		TDA0166	ECHO16	16-Port Echo Cancelling Circuit Card	-	-	-	-	-	-	2	4
	KX-TDA0410	CTI-LINK	CTI-LINK Card	1	-	-	-	-	-	1	1	
<b>Power Supply Unit</b>	KX-TDA0108	PSU-S	S-Type Power Supply Unit	-	-	-	-	-	-	For KX-TDA100.		
	KX-TDA0104	PSU-M	M-Type Power Supply Unit	-	-	-	-	-	-	For KX-TDA100/ KX-TDA200		
	KX-TDA0103	PSU-L	L-Type Power Supply Unit	-	-	-	-	-	-	For KX-TDA200		

Units, Weights and Specifications subject to change.

<b>KX-TDA100 &amp; KX-TDA200 PORT CAPACITY CHART #3</b>																																						
	<b>TDA100</b>	<b>TDA200</b>																																				
<b>MAX. TOTAL PORT</b> (Extension+Trunk)	96*	192**																																				
<table border="1"> <tr> <td colspan="2"><b>Max. Extension Port</b></td> <td>64</td> <td>128</td> </tr> <tr> <td></td> <td>Proprietary Telephone</td> <td>64</td> <td>128</td> </tr> <tr> <td></td> <td>SLT (Analog Telephone)</td> <td>64</td> <td>128</td> </tr> <tr> <td colspan="2"><b>Max. Trunk Port</b></td> <td>64</td> <td>128</td> </tr> <tr> <td></td> <td>Max. CO (PSTN)</td> <td>64</td> <td>128</td> </tr> <tr> <td></td> <td>Max. T1</td> <td>2 (48-ch)</td> <td>4 (96-ch)</td> </tr> <tr> <td></td> <td>Max. PRI-ISDN (23B)</td> <td>2 (46-ch)</td> <td>4 (92-ch)</td> </tr> <tr> <td></td> <td>Internal PRI (23B)</td> <td>2 (46-ch)</td> <td>4 (92-ch)</td> </tr> <tr> <td></td> <td>Max. IP Gateway</td> <td>2 (8-ch)</td> <td>4 (16-ch)</td> </tr> </table>	<b>Max. Extension Port</b>		64	128		Proprietary Telephone	64	128		SLT (Analog Telephone)	64	128	<b>Max. Trunk Port</b>		64	128		Max. CO (PSTN)	64	128		Max. T1	2 (48-ch)	4 (96-ch)		Max. PRI-ISDN (23B)	2 (46-ch)	4 (92-ch)		Internal PRI (23B)	2 (46-ch)	4 (92-ch)		Max. IP Gateway	2 (8-ch)	4 (16-ch)		
	<b>Max. Extension Port</b>		64	128																																		
		Proprietary Telephone	64	128																																		
		SLT (Analog Telephone)	64	128																																		
	<b>Max. Trunk Port</b>		64	128																																		
		Max. CO (PSTN)	64	128																																		
		Max. T1	2 (48-ch)	4 (96-ch)																																		
		Max. PRI-ISDN (23B)	2 (46-ch)	4 (92-ch)																																		
	Internal PRI (23B)	2 (46-ch)	4 (92-ch)																																			
	Max. IP Gateway	2 (8-ch)	4 (16-ch)																																			
<b>Other Accessories Capacity</b>																																						
	<b>TDA100</b>	<b>TDA200</b>																																				
Max. CS (Cell Station)	16	32																																				
Max. 2.4GHz Portable Station	128	128																																				
Max. Doorphone	8	16																																				
Max. Door Opener	8	16																																				
Max. Voice Message (OGM) Channel	8	16																																				
Max. Voice Processing System	2-VPS unit	2-VPS unit																																				
BGM/MOH (Music on Hold) Input	2	2																																				
External Paging Output	2	2																																				
RS232C/SMDR Output	1	1																																				
USB	1	1																																				
Ethernet (10 BaseT) for CTI/Programming	1	1																																				
*The standard total is 80 channels (16 ch/slot x 5) *However, the maximum total is 96 channels if 2 T1 cards are mounted		**The standard total is 160 channels (16 ch/slot x 10) **However, the maximum total is 192 channels if 4 T1 cards are mounted																																				

<b>KX-TDA100 &amp; KX-TDA200 CARD CAPACITY CHART #4</b>			
		<b>TDA100</b>	<b>TDA200</b>
<b>Extension Card</b>	<b>DHLC8</b>	<b>Max. 4 Cards</b>	<b>Max. 8 Cards</b>
	<b>DLC8, DLC16</b>	<b>Max. 4 Cards</b>	<b>Max. 8 Cards</b>
	<b>SLC8, SLC16</b>	<b>Max. 4 Cards</b>	<b>Max. 8 Cards</b>
	<b>CSIF8</b>	<b>Max. 2 Cards</b>	<b>Max. 4 Cards</b>
<b>Extension Card Total</b>			
<b>Trunk Card</b>	<b>LCOT8, LCOT16 PRI, T1</b>	<b>Max. 4 Cards</b>	<b>Max. 8 Cards</b>
	<b>IP-GW4 (Count as 2 cards)</b>	<b>Max. 2 Cards</b>	<b>Max. 4 Cards</b>
<b>Option Card</b>	<b>OPB3, CTI-LINK</b>	<b>Max. 2 Cards</b>	<b>Max. 4 Cards</b>

Units, Weights and Specifications subject to change.

**KX-TDA50 CAPACITIES CHART #5**

		MAXIMUM NUMBER/CABINET	
		TDA50 with included AC Adapter	TDA50 with Optional AC Adapter <sup>1</sup>
<b>TRUNK &amp; EXTENSION</b>			
	<b>Trunk Port</b>	8	8
	Analog Trunk	8	8
	<b>Extension Port</b>	28	28
	Single Line Telephone	24	24
	Analog Proprietary Telephone and DSS Console	4 <sup>4</sup>	24
	Digital Proprietary Telephone (Type 1) <sup>3</sup>	24	24
	Digital Proprietary Telephone (Type 2) <sup>2</sup>	4 <sup>4</sup>	24
	Cell Station (KX-TDA0141)	4 <sup>4</sup>	8
	Voice Processing System	4 (1 System)	4 (1 System)
	Wireless Telephone (KX-TD7680 and KX-TD7690)		28
Doorphones (KX-T30865)		4	4
<sup>1</sup> Optional AC Power Supply KX-A236 required to accommodate this configuration <sup>2</sup> Type2: T7200 and T7400 Series <sup>3</sup> Type1: T7600 Series <sup>4</sup> Limited to 8 Max DPT(Type2) + APT + CS			

## KX-TVS50, KX-TVS95, KX-TVS125, KX-TVS225 AND KX-TVS325 FEATURES

<p><b>Mailbox Services</b></p> <p>Greeting, After Hours                      Greeting, Busy                      Greeting, No answer                      Internal message delivery                      Mailbox name                      Mailbox password                      Message delivery status                      Message reception mode                      Message, Erase                      Message, Fast Forward                      Message, Pause                      Message, Playback                      Message, Repeat                      Message, Rewind                      Message, Scan                      Message, Skip                      New message notification                      Play previous message                      Private messages                      Reply to subscriber(s)                      Time and date stamp                      Telephone LCD VM prompts                      Transfer message with comments                      Transfer message without comments</p> <p><b>System Administration</b></p> <p>Auto configuration (DPITS/APITS only)                      Integration, Digital                      Integration, In-band                      PC-based programming                      Quick setup                      System manager administration                      Utility Commands</p>	<p><b>System Features</b></p> <p>All calls transferred to mailbox                      Alternate extension transfer sequence                      Auto message move/copy                      Built-in Modem Card for Remote Access*                      Broadcast message                      Call blocking                      Call screening                      Call transfer status                      Call transfer to outside line***                      Callback number entry                      Call ID callback***                      Caller ID Name Announce                      (DPITS/APITS only)                      Caller ID Routing (DPITS/APITS only)                      Class of service                      Coverage mode, Busy                      Coverage mode, No answer                      Covering extensions                      Day/night service                      Day/night/lunch service with PBX                      (DPITS/APITS only)                      Daylight saving time assignment                      Department dialing                      Dial by name                      Direct mailbox access (DPITS/APITS only)                      External message delivery                      External message delivery status                      Fax management                      Fax transfer                      Group distribution lists, Personal                      Group distribution lists, System                      Groups mailbox                      Hold call                      Holiday service                      Intercom paging notification (DPITS/APITS only)                      Live call screening (DPITS/APITS only)</p>	<p>Mailbox, General Delivery                      Mailbox, Guest                      Mailbox, Interview                      Mailbox, Message Manager                      Mailbox, Subscriber                      Mailbox, System Manager                      Message waiting notification, Continuous                      Message waiting notification, Lamp                      Message waiting notification, Outdial                      Message waiting notification, Pager                      Message waiting notification, Scheduled                      Multiple company greetings                      Operator service, Day/Night                      Personal Greeting for Caller ID                      (DPITS/APITS only)                      Prerecorded bilingual prompts                      (English/Spanish)**                      Recordable system prompts                      Remote call forwarding set                      (DPITS/APITS only)                      Remote change of company greeting                      (DPITS/APITS only)                      Rotary telephone service                      Service access commands                      Service, Automated Attendant                      Service, Custom                      Service, Interview                      Subscriber Tutorial***                      System clock                      System clock sync with PBX                      (DPITS/APITS only)                      System prompts after personal greeting                      System reports                      Two-way record (DPITS/APITS only)                      Two-way transfer (DPITS/APITS only)                      Trunk group based routing</p>
--	---	--

\* Available in KX-TVS325 only

\*\* Spanish prompts not available in KX-TVS50

\*\*\* Available only in the KX-TVS95, 125, 225, & 325

### VOICE PROCESSING SPECIFICATIONS CHART 1

Model	APITS Ports	DPITS Ports	In-Band Ports	Bilingual Voice Prompts	Storage (Hours)	Mailboxes	Messages per Mailbox
KX-TVS50	2	2	2	No	2 Expandable to 4	32	100
KX-TVS95	2	2	2	Engl/Span	6	64	100
KX-TVS125	-	6	4	Engl/Span	32	64	100
KX-TVS225	-	12	6	Engl/Span	64	1024	100
KX-TVS325	-	24	12	Engl/Span	128	1024	100

### VOICE PROCESSING PORT CONFIGURATION CHART 2

System	Expansion Cards Required	Type of Integration Supported
KX-TVS50	Configured with 2 Ports – Not Expandable	DPITS/APITS/Inband
KX-TVS95	Configured with 2 Ports – Not Expandable	DPITS/APITS/Inband
KX-TVS125	Initially configured with 1 KX-TVS204 4 port card. Expandable to 6 Ports DPITS with the addition of 1 KX-TVS102 card. With the initial KX-TVS204 card removed, up to 2 KX-TVS102 cards can be installed for 4 ports inband.	DPITS/Inband
KX-TVS225	Initially configured with 1 KX-TVS204 4 port card. Expandable to 12 Ports DPITS with the addition of 2 KX-TVS204 cards. With the initial KX-TVS204 card removed, up to 3 KX-TVS102 cards can be installed for 6 ports inband.	DPITS/Inband
KX-TVS325	Initially configured with 1 KX-TVS204 4 port card. Expandable to 24 Ports DPITS with the addition of 5 KX-TVS204 cards. With the initial KX-TVS204 card removed, up to 6 KX-TVS102 cards can be installed for 12 ports inband.	DPITS/Inband

### KX-TDA 50/100/200 SYSTEM SPECIFICATIONS

<b>Switching:</b>	Non Blocking Distributed Time Switch
<b>Power Source:</b>	AC120v 60Hz
<b>Wiring:</b>	SLT: One Pair (T,R) DPT: One Pair (D1,D2) Or 2 Pair (T,R,D1,D2) APT: 2 Pair (T,R,D1,D2) DSS: One Pair (D1,D2)
<b>Certification No:</b>	TDA100/200 ACJMF03AKX-TDA100 TDA50 ACJMF03AKX-TDA50
<b>Ringer Equivalence No:</b>	0.3A
<b>Facility Interface Code:</b>	02LS2, 04DU9.BN/DN/1KN/1SN, METALLIC
<b>Service Order Code:</b>	9.0F, 6.0P
<b>Dimensions:</b>	KX-TDA50 .....(10-3/4 in x 14-3/4 in x 4-5/8 in) KX-TDA100 .....(13-1/3 in x 15-3/5 in x 10-4/5 in) KX-TDA200 .....(17-1/5 in x 16-3/5 in x 10-4/5 in)
<b>Operating Environment</b>	
<b>Temperature</b>	0 °C to 40 °C (32 °F to 104 °F)
<b>Humidity</b>	10 % to 90 % (non condensing)
<b>Consumption</b>	
KX-TDA50 with Main PS	.....(at 120 V AC, 60 Hz)
KX-TDA50 with Main + Optional PS	.....(at 120 V AC, 60 Hz)
KX-TDA100 with PSU-M	.....210 W, 2.2 A (at 120 V AC, 60 Hz)
KX-TDA200 with PSU-M	.....240 W, 2.5 A (at 120 V AC, 60 Hz)
KX-TDA200 with PSU-L	.....490 W, 5.1 A (at 120 V AC, 60 Hz)

Units, Weights and Specifications subject to change.





**NOTES**

NOTES

27 blank horizontal lines for notes.

**WARRANTY DATA** – COMPLETE TERMS OF THE WARRANTY ARE SET FORTH ON WARRANTY CARDS PACKED WITH THE PRODUCT AND AVAILABLE FOR THE CUSTOMER'S EXAMINATION FROM THE DEALER PRIOR TO PURCHASE.

**LIMITED WARRANTY**

- All Panasonic supplied "KX-TDA" Digital Hybrid IP-PBX + components and KX-TD7600 series phones (except KX-TD7680, 90) 2 year Parts and Labor
- All other Panasonic Supplied Hybrid, Digital Hybrid and Voice Processing Components 1 Year Parts and Labor

**ALL OF THE ABOVE SUBJECT TO TERMS OF WRITTEN WARRANTY**

**All shipments F.O.B. from our warehouse.**

**All Orders subject to our acceptance.**

**Prices quoted are subject to change without notice.**

**Units, Weights and Specifications are subject to change.**

**NO RETURNS without prior approval in writing by our Regional Office.**

**MINIMUM ORDER QUANTITY POLICY**

ALL ORDERS MUST BE IN MASTER CARTON QUANTITY INCREMENTS ONLY!

MINIMUM ORDER QUANTITY OF SIX (6) UNITS FOR ALL PRODUCTS. EXCEPT:

MINIMUM ORDER QUANTITY OF THREE (3) UNITS FOR:  
HYBRID TELEPHONE SYSTEM COMPONENTS

NO MINIMUM ORDER QUANTITY FOR:  
ACCESSORIES

WHEN PRODUCT CATEGORIES ARE MIXED ON AN ORDER, THE CATEGORY WITH THE HIGHEST

# Panasonic

## Panasonic Telephone Systems



See More  
Panasonic Manuals



www.voicesonic.com  
Phone: 877-289-2829