


Paxton

Product Selection Guide



Smart access control and
door entry systems

Introduction	3
Net2 System Design	4-5
Wired Controllers - Net2 plus	6-7
Wireless Controllers - Net2 nano	8-9
Wireless Controllers - Net2 PaxLock	10-11
Net2 Software	12-13
Video Intercom - Net2 Entry	14-15
Paxton Readers	16-17

Paxton Catalog

Wired Controllers - Net2 plus	18
Wireless Controllers - Net2 nano	19
Wireless Controllers - Net2 PaxLock	20
Wireless Controllers - Easyprox Nano	20
Net2 Software	21
Building Control - I/O Board	21

Video Intercom - Net2 Entry	22
Video Intercom - Net2 Entry Kits/Components	23

Readers	24-25
HID Readers	25
Specialty Readers	26

Tokens	27
Net2 Accessories	28-29

Standalone - Compact	30
Standalone - Switch2	31
Demo Cases	32
More Information	33
Net2 Integration	34-35

About Paxton

Paxton is a global brand of integrated IP access control and video intercom solutions with over 30 years' industry experience. Paxton is well positioned to provide both the installer and the end-user with innovative access control solutions designed to create a safer business environment with simple interactive design. From its inception, Paxton has aimed for engineering excellence by designing and manufacturing intelligent and innovative products that meet the challenges and trends of the ever advancing security industry in a global society.

Paxton continues to work hard every day on the basic principles that make us a valuable partner including the continued development of high quality products, customer care, competitive pricing and best in class technical support.

Five Year Warranty and Ultimate Returns Policy

At Paxton Access we are fanatical about customer support. To prove this, we offer an industry high five year warranty that reflects the total confidence we have in the reliability of our products.



Paxton's warranty on most of our products is five years from the date of purchase from Paxton. Paxton Access will replace, at its option, any of the equipment that is guaranteed. Paxton Access will have the option of providing advance replacement by providing a credit for the cost of the equipment.

We want to make life as easy as possible for all installers who are genuinely trying to do the job of installing our products. Our five year warranty and returns policy helps us to do this successfully.

New Products to Guide

- Net2 Entry Panels
- Paxton Reader Range with Genuine HID Technology™

Net2, our networked access control system, comes with a range of single door controllers. The Net2 control units use different means of communication to exchange information with the server PC. They can be mixed and matched on a site, providing an extremely flexible solution.

Net2 plus has a built in TCP/IP interface, meaning it can be plugged directly into the IP network.

Net2 nano needs no direct connection to the network. Instead, Net2 nano uses fully encrypted wireless technology to communicate securely to the server, via a Net2Air Ethernet bridge.

The Net2Air Ethernet bridge is the link between any Net2 wireless product and the Net2 server. The bridge provides communication with up to 10 devices, with an average 50ft (15m) wireless range using Power over Ethernet compatibility.

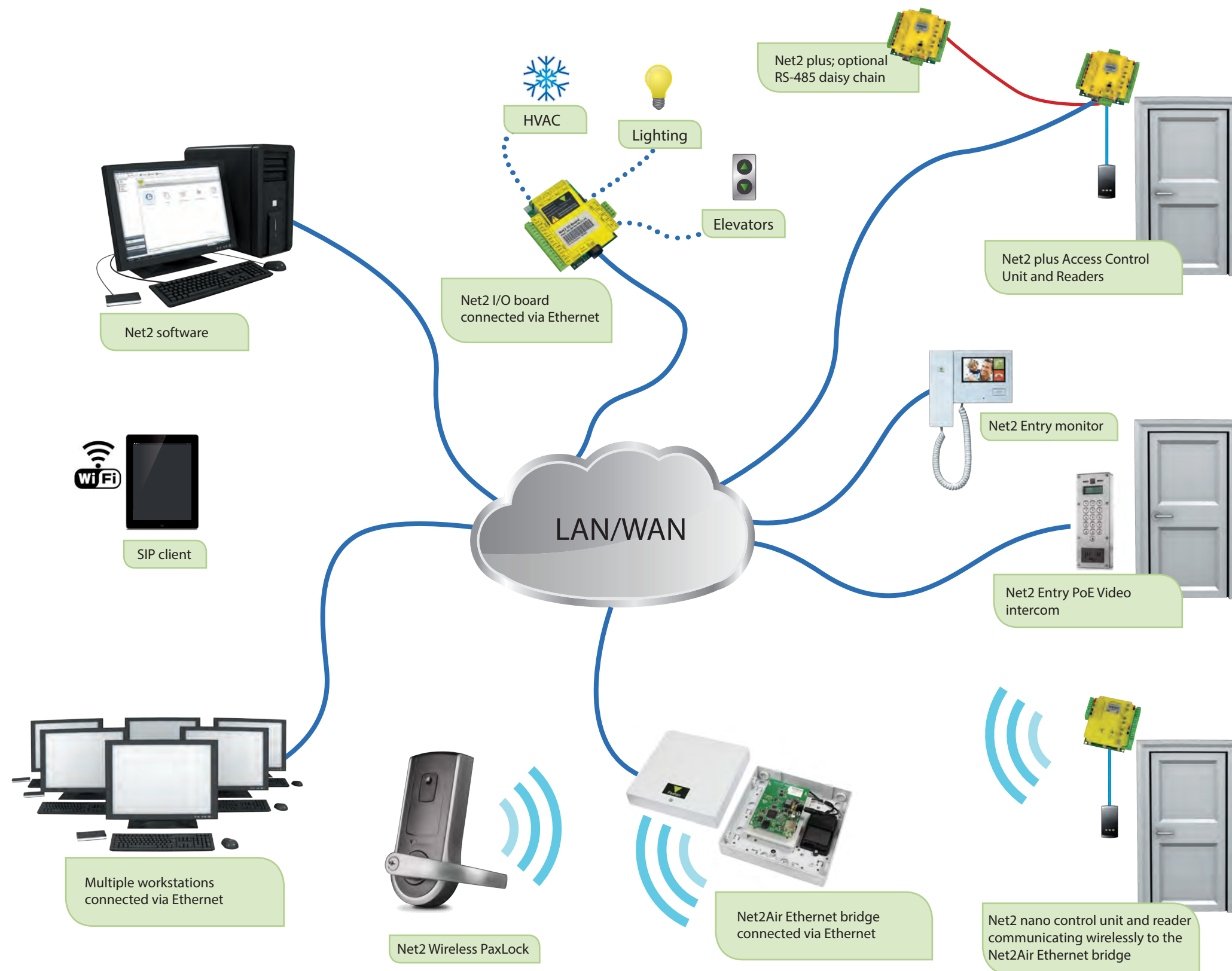
Net2 I/O boards connect directly to the network and allow Net2 to control or receive triggers from many third party devices. This includes elevator control, building control and health and safety applications.

The Net2 server PC runs the software and holds the database, controlling the entire system. The Net2 software can run directly from this machine or from any other PC on the LAN/WAN that runs client software.

Multiple workstation PCs running the client **Net2 software** can be used to administer the system from various locations and by different operators. Operators can be provided with varying levels of access to the software, depending on their role.

The **USB desktop reader** allows an operator using the Net2 server, or any Net2 client PC, to add and delete tokens.

Net2 Entry is a video intercom based door entry system that works standalone or in conjunction with Paxton's leading Net2 access control system for an integrated solution to visitor and employee entrances.



An advanced access control unit with TCP/IP connectivity


What is it?

Net2 is a PC based security system for controlling access through doors. Net2 allows users to be given access to particular areas at certain times. Because the system is networked, all administration can be done from a central point.

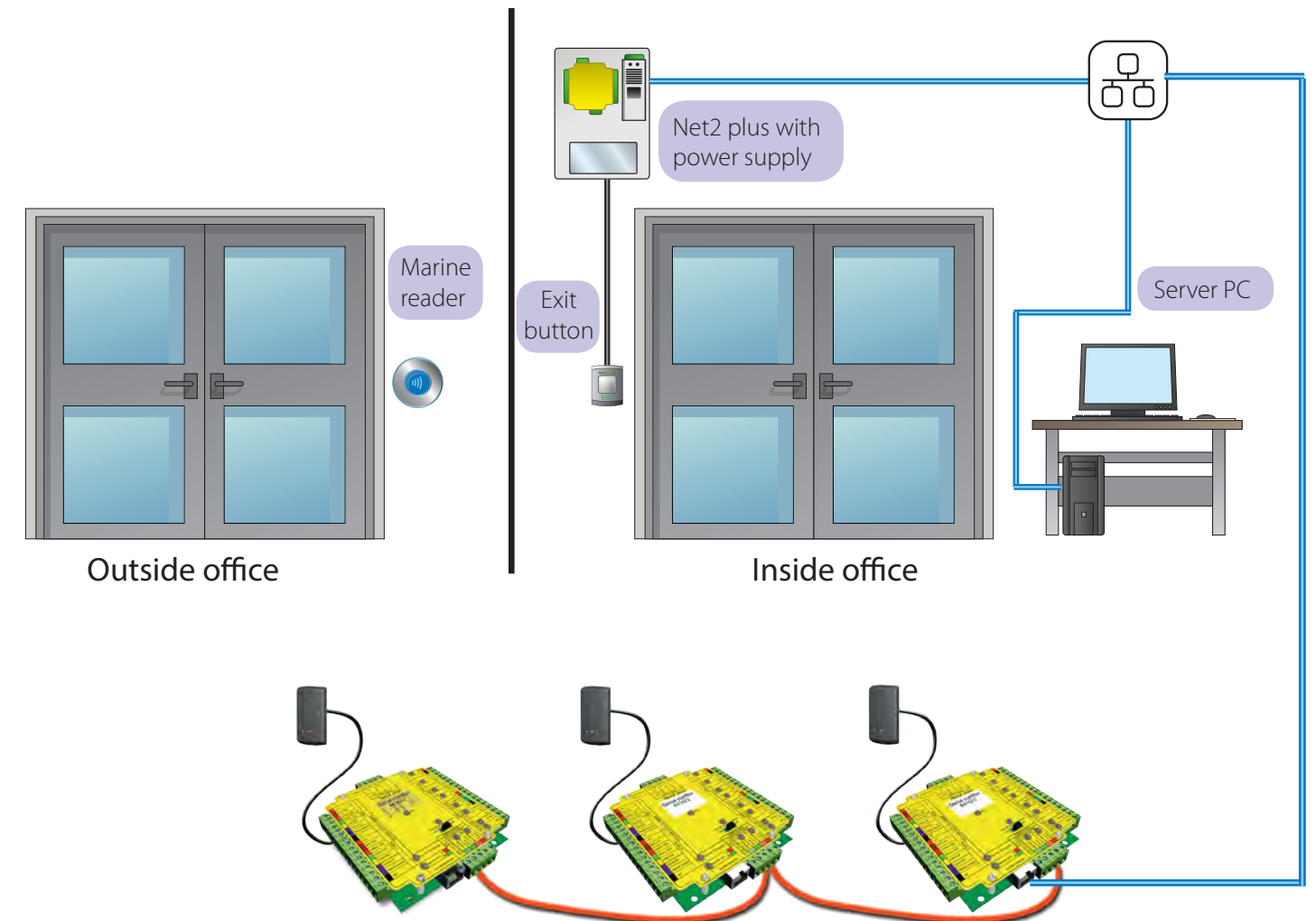
Net2 plus is one of multiple control units for the Net2 system. It is the most advanced control unit, employing the latest technology and offering huge potential for future expansion. As security technology develops, Net2 plus can take full advantage. Using Net2 plus ensures that the investment in access control is safe no matter how the system requirements change.

Net2 plus has on-board TCP/IP to allow direct connection to a computer network. This can save time, money and result in a better, more resilient system. Net2 plus control units can also be connected together using a dedicated RS485 network. This reduces the number of TCP/IP network points required for larger systems.

As with all Net2 control units, Net2 plus is designed to work seamlessly in the event of communications failure. It will continue to permit or deny access to users as appropriate. Once communications are re-established the activity is reported back to the PC.



System Design



Net2 plus Benefits

- Single door networkable access control unit
- Plug into a TCP/IP network using a standard RJ45 plug
- Net2 plus can also connect using RS485
- Net2 plus, Net2 PaxLock and Net2 nano control units can be mixed on a site
- Diagnostic LEDs
- FLASH memory allows easy upgrades
- Use Paxton Access or 3rd party readers

An easy to install access control unit using secure wireless communications


What is it?

Net2 is a PC based security system for controlling access through doors. Net2 allows users to be given access to particular areas at certain times. Because the system is networked, all administration can be done from a central point.

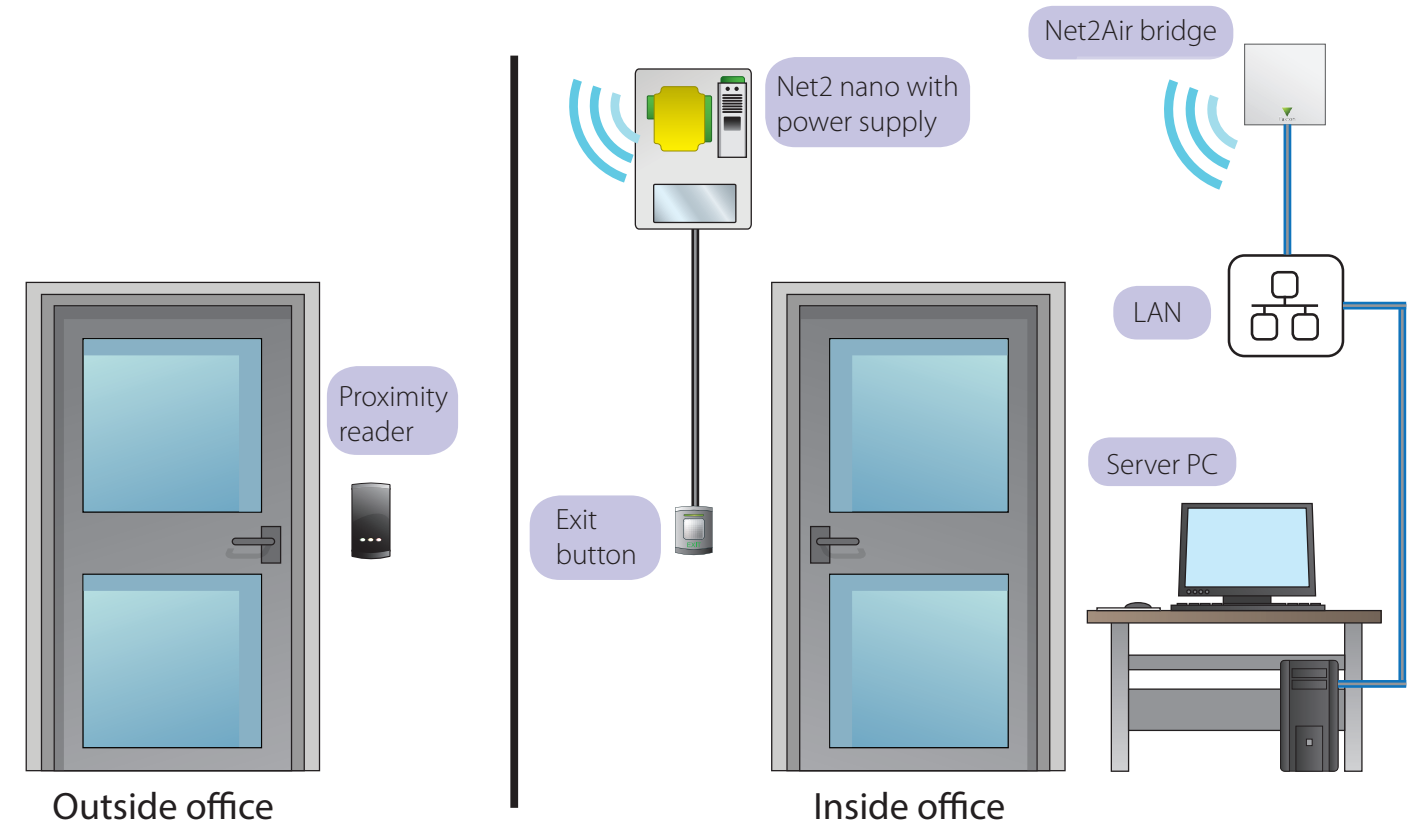
Net2 nano is one of a range of multiple Net2 control units. It communicates with Net2 software at a central point by a secure, low power radio link. This means that your installation is more cost effective and less disruptive as no cable is required to communicate between doors. In addition, Net2 nano benefits from unique ease of installation and configuration.

One Net2 nano controls a single door, gate or barrier. It may be installed as part of a Net2 installation alongside other Net2 nano, Net2 plus or Net2 PaxLock access control units. Simply connect a Net2Air Ethernet bridge to the central Net2 server PC and the Net2 software will discover and communicate with Net2 nano control units within range. A secure pairing procedure ensures that communications are private and restricted to the site.

As with all Net2 control units, Net2 nano is designed to work seamlessly in the event of communications failure. It will continue to permit or deny access to users as appropriate. Once communications are re-established the activity is reported back to the PC.



System Design



Net2 Nano Benefits

- Uses wireless technology
- No wiring needed between the control unit and the air bridge
- Diagnostic LEDs
- Color coded wiring labels
- Net2 nano, Net2 plus and Net2 PaxLock integrate on a same site
- Dedicated lock output
- Distributed intelligence
- Event buffering

Net2 PaxLock is a Complete Wireless Security Solution with Quick and Easy Installation

Net2 PaxLock will save you time and money on site, it can be installed quickly and comes pre-fit with a C keyway core, also available to fit SFIC keyway.

The battery powered unit comprises a networked access control system in a door handle, combining secure wireless technology with a stylish proximity reader.



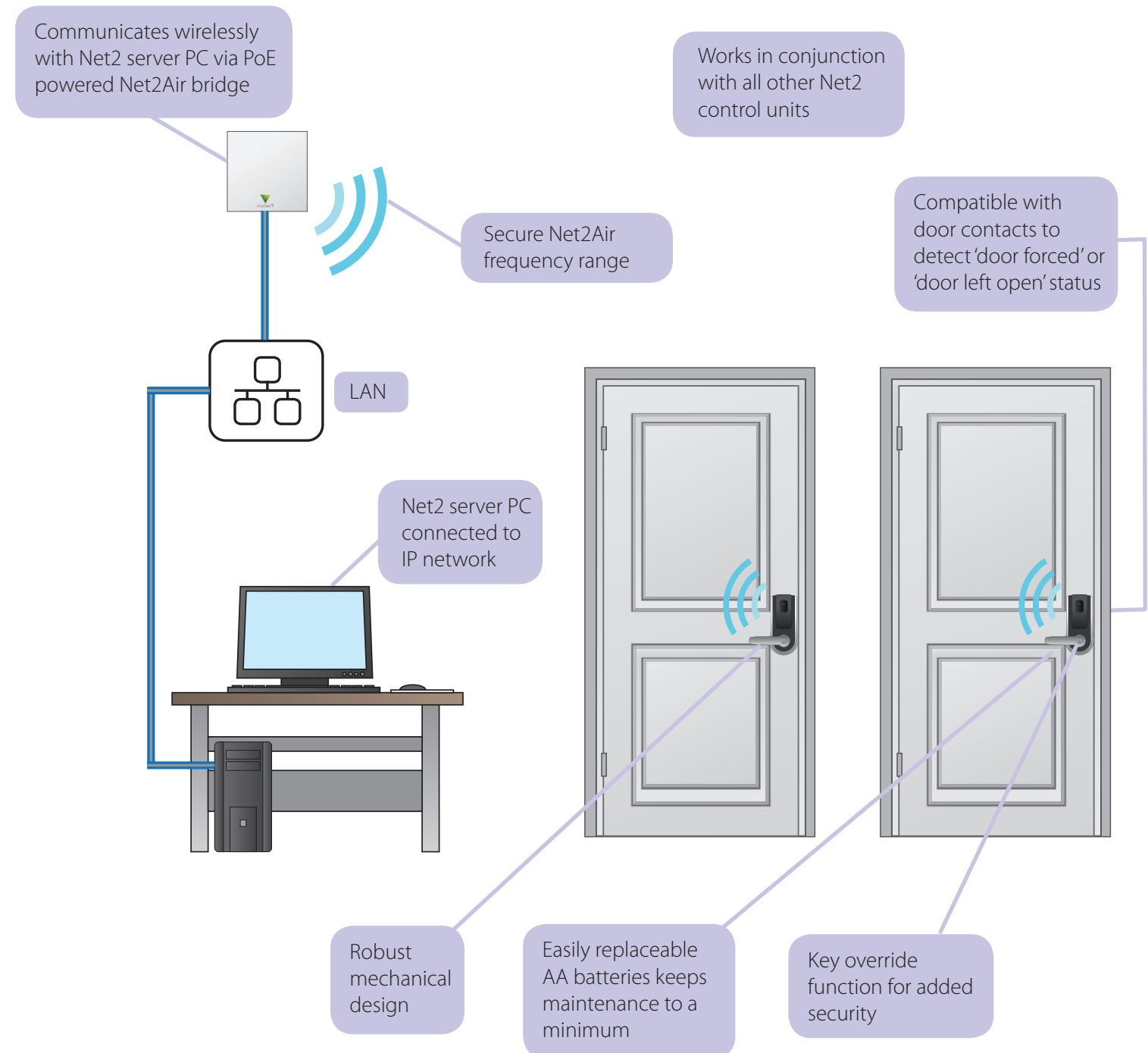
Key Benefits of Net2 PaxLock Over a Hardwired System

- No separate power supply needed
- No cabling to the door
- Minimal installation time
- ANSI Grade 1
- Reduced labor costs
- Ideal for retrofit installation
- UL-10C rated
- Contains Genuine HID Technology™ 1

How Does it Communicate?

Net2 PaxLock communicates with the Net2 software at a central point by a secure, low power radio link, and events are reported back to the server in real-time. It is designed for use with Net2Air Ethernet bridges to give the advantages of a wireless networked access control system. Each Net2Air bridge can detect Net2 PaxLock units within an average wireless radius range of up to 50ft (15m).

Net2 PaxLock is simple to use and quick to install because it is not wired into a power source, making it an ideal solution for internal doors.




Net2 software overview

Net2 is an advanced PC based access control system that is used for controlling who goes where, and when. Within the Net2 architecture a user can add and delete credentials, run reports and configure the hardware to perform as required. The database which includes all credentials, door configurations, time zones, etc. is automatically downloaded to each access controller so the decisions are made locally at the door regardless of the computer condition. Net2 is a feature-rich solution to ensure the end user's requirements are exceeded. An example of the features included with the software are:

- Custom Reports
- Burglar Alarm Integration
- Camera Integration
- Video Intercom Integration
- Card Badging Design and Print
- Time and Attendance
- First in Building Unlock
- Input to Output Linking
- Elevator Control
- Graphical Maps
- Relay Latching
- Emergency Lockdown
- Text and Email Alerts
- 3rd Party SDK Integration

Net2 also allows unlicensed installations of client software on workstations throughout a facility so various departments can manage their part accordingly.



Net2 Access Control Software

Paxton offers two powerful levels of Net2 software for use with the Net2 access control system. With innovative functions, smart designs and effective programming; Net2 has been specifically developed to enhance your experience of using access control and make your life easier.

Net2|Lite

Simple and reliable access control software for Net2, ideal for getting your system up and running.

Net2|Pro

The intelligent Net2 software from Paxton. Net2 Pro offers great features that move beyond simple access control.

Feature	Lite	Pro
Multiple clients	•	•
Free upgrades	•	•
Camera Integration	•	•
Site graphics	•	•
Triggers and actions	•	•
Intruder alarm integration*	•	•
Net2 Entry compatible	•	•
Biometric integration	•	•
Timesheet & Timeline*	•	•
Card designer	•	•
Landlord /Tenant		•
Roll call and muster reporting*		•
Fire alarm integration*		•
Anti-passback*		•
Security lockdown*		•
Multi-zone intruder alarm integration*		•
Areas		•
Customizable welcome page		•

*Not available with wireless nano products

Enhanced door entry functionality for versatile security

Net2 Entry allows a person inside a building to identify a visitor before they are granted entry. Upon recognition, the person can grant or deny access via their intuitive touchscreen monitor, or via SIP with an office phone, smart phone, computer, or tablet¹.

Paxton's Net2 Entry combines audio, video, access control, and power via one Cat5 cable, now that's innovation. Net2 Entry can be used alongside Net2 access control to allow day-to-day access for users who have a Net2 token or PIN. A versatile grouping feature enables smart management of multiple Net2 Entry panels and monitors. The intuitive panel allows you to set up the display to show occupants by name, for straightforward building management.

How does it work?

- Quick and easy to install - one type of cable is needed between components
- Install using existing Cat5 infrastructure and connect via existing IP/PoE network
- Time and money saving - no need for separate power, communications, and video cables

For versatile building management

- Grouping feature enables smarter management and the separation of multiple Net2 Entry systems into multiple groups, allowing the control of selected monitors from selected panels. This is useful in applications such as gated communities, multi-tenant buildings, and office buildings
- Digital pan/tilt camera functionality to capture an angled view, for a diverse range of locations

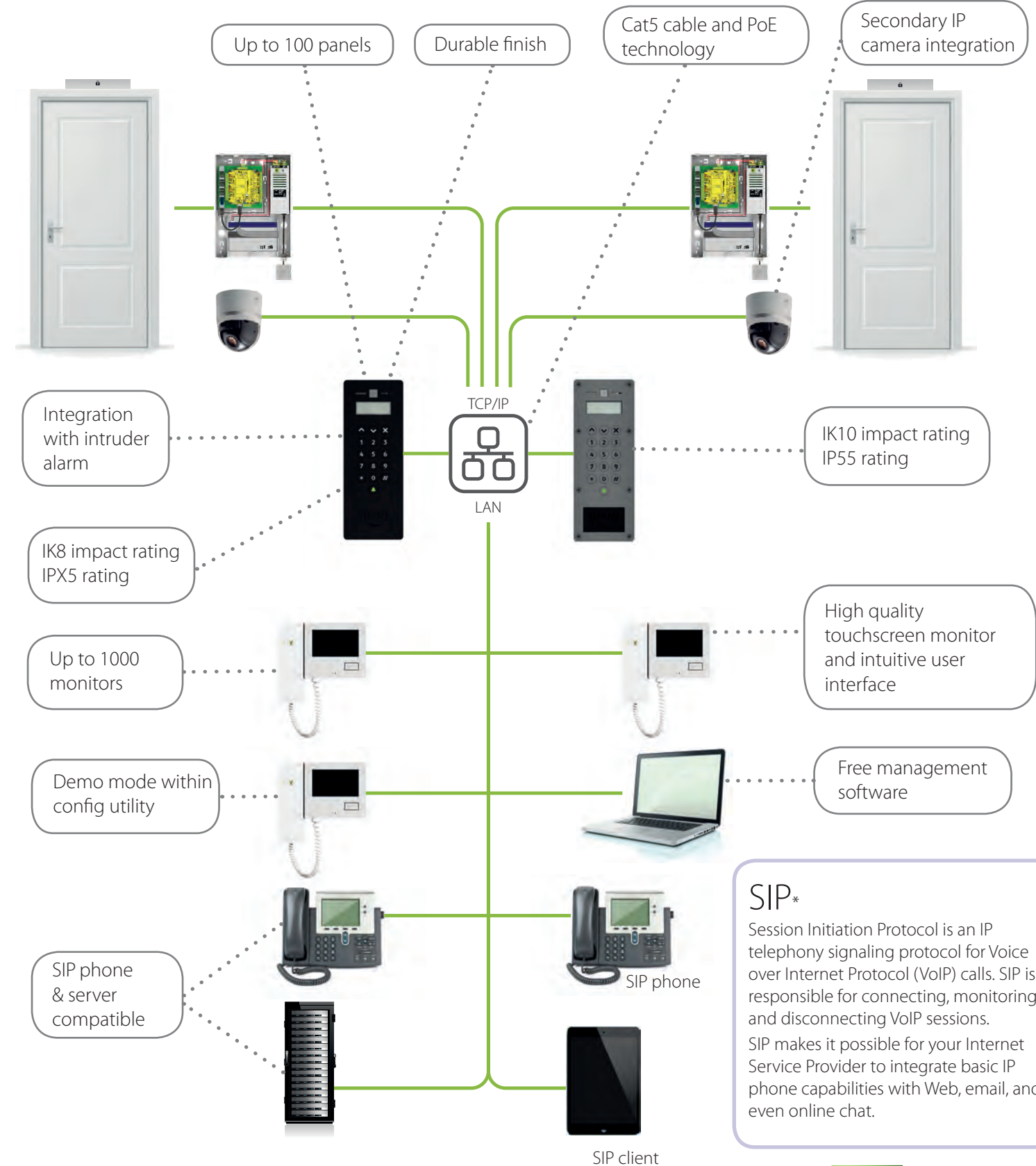
For a solution that meets your customers' needs

- Multi-format reader – reads Paxton, MIFARE®, and HID™ token technology²
- The standard panel features a high contrast backlit keypad

Products containing Genuine HID Technology™²



A simple one door solution



SIP*
 Session Initiation Protocol is an IP telephony signaling protocol for Voice over Internet Protocol (VoIP) calls. SIP is responsible for connecting, monitoring and disconnecting VoIP sessions. SIP makes it possible for your Internet Service Provider to integrate basic IP phone capabilities with Web, email, and even online chat.

*Net2 Entry is SIP compatible but Paxton does not provide SIP server software or SIP client devices



P series reader

The P series range of readers is our most popular and comprises four readers ranging in size from the P38 to the P200. All the P series readers give increased read range when used in conjunction with a Hands-free interface and Hands-free tokens.

All P series readers are supplied with two fascias, one dark grey and one off-white. Other colors are available from your installer. These fascias can be replaced periodically to keep your installation looking brand new.



Energy saving reader

The Energy saving reader can be used as an electrical switch to control facilities such as lights and air conditioning. These facilities can be turned on by placing a valid proximity card in the holder on the front of the reader. Removing the card turns the equipment off. Of course only cards that have been given the necessary permissions can use the equipment.

Typical uses for the Energy saving reader include using access control cards to switch on lights, air conditioning or for health and safety applications.



Vandal resistant metal keypad

This solid metal, heavy duty keypad has been developed to stand up to abuse and is perfect for areas susceptible to vandalism. Its robust exterior also makes it suitable for physical environments where bumps and scrapes are inevitable.

The keypad incorporates a back-lit display and embossed numbers to facilitate the accurate entering of a PIN (or code) even at night. The back-light is also used to denote access permissions; flashing green for access granted and red for access denied.



Vandal proof reader

As its name implies, the Vandal proof reader is suitable for vandal prone environments. The vandal resistance of this reader comes not from a chunky metal design, but from a unique form that allows the reader itself to be embedded in the wall and so not exposed to abuse. If you can't get to it, you can't damage it.

Paxton reader range w/ Genuine HID Technology™ 1

The Paxton reader range with Genuine HID Technology™ is a smart selection of readers containing HID™ technology, including the Proximity P50M, Proximity P75, Net2 PaxLock, and the next generation of Net2 Entry.


The multi-format readers can be configured to read standard 125kHz HID™ cards; ideal for large sites wanting to use existing cards for their Net2 access control system.



Marine reader

The Marine reader is housed in high quality marine grade stainless steel and is built to withstand the elements, as well as look elegant. Although it has been specifically designed for marine applications, such as yachts, it is suitable for use anywhere.

The high visibility blue LED lighting gives a stunning visual impact. It is also used to denote access permissions; flashing green for granted and red for denied.



Panel mount reader

Audio and video entry panels are widely used in residential and commercial buildings for controlling the access of visitors. Rather than having a separate proximity reader for controlling the access of residents or staff, the Panel mount reader is designed to be mounted within the door entry panel itself.








Net2 Caller ID/GSM reader

The Net2 Caller ID/GSM reader allows you to unlock a door using any phone as a key, by communicating via cell phone network. A registered user simply makes a call from their phone to the Net2 Caller ID/GSM reader and the door will unlock.

You can now secure gates and barriers or any remote site that's hard to reach. The Net2 Caller ID/GSM reader helps save money on security call outs and manned guarding.



¹ HID™ activation license required

NET2 PLUS	
LOW VOLTAGE	PoE
<p>Two door IP starter kit, 12/24V supply*</p>  <p>Included: 2 - Net2 plus controller, metal cabinet 2 - P50M readers 1 - Enrollment reader USB 10 - Keyfobs & 10 cards 1 - Pro software</p> <p>Sales code 682-825-US More info http://paxton.info/1303</p>	<p>Two door IP starter kit, PoE supply</p>  <p>Included: 2 - Net2 plus controller, metal cabinet 2 - P50M readers 1 - Enrollment reader USB 10 - Keyfobs & 10 cards 1 - Pro software</p> <p>Sales code 682-290-US More info http://paxton.info/1303</p>
<p>One door IP expansion kit, 12/24V supply*</p>  <p>Included: 1 - Net2 plus controller, metal cabinet 1 - Proximity reader - P50M</p> <p>Sales code 682-830-US More Info http://paxton.info/1303</p>	<p>One door IP expansion kit, PoE supply</p>  <p>Included: 1 - Net2 plus controller, metal cabinet 1 - Proximity reader - P50M</p> <p>Sales code 682-230-US More Info http://paxton.info/1303</p>
<p>Net2 plus with 12/24V AC/DC PSU in metal cabinet*</p>  <p>Sales code 682-810-US More info http://paxton.info/1303</p>	<p>Net2 plus with PoE+ power supply in metal cabinet</p>  <p>Sales code 682-721-US More info http://paxton.info/1303</p>

Example of a system using TCP/IP with Net2 plus controllers

- A networked, IP-ready, single door controller
- On-board TCP/IP connection allows direct connection to a network
- Can connect together with dedicated RS485 network




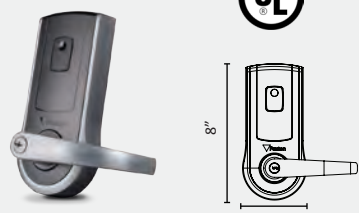

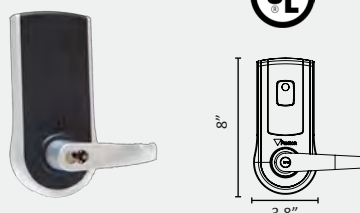


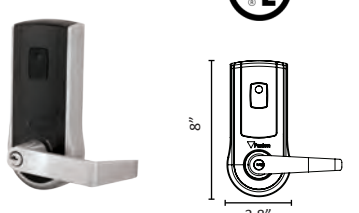

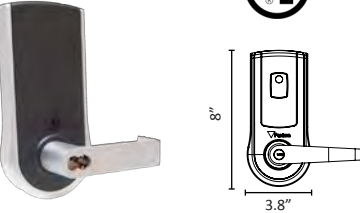

BOARD ONLY	
<p>Net2 plus 1 door access control unit</p>  <p>Sales code 682-493-US More info http://paxton.info/1303</p>	
<p>Net2 plus 1 door ACU in plastic housing</p>  <p>Sales code 682-528-US More info http://paxton.info/1303</p>	

NET2 NANO	
<p>Two door wireless access starter kit, 12/24V supply,*</p>  <p>Included: 2 - Net2 nano controller, plastic cabinet 2 - P50M readers 1 - Enrollment reader USB 10 - Keyfobs & 10 cards 1 - Pro software 1 - Net2Air Bridge</p> <p>Sales code 654-210-US More info http://paxton.info/1298</p>	<p>Two DOOR KITS</p>
<p>Net2 nano 1 door ACU in plastic housing</p>  <p>Sales code 654-549-US More info http://paxton.info/1298</p>	<p>1 DOOR UNIT</p>
<p>Net2 nano 1 door access control unit</p>  <p>Sales code 654-943-US More info http://paxton.info/1298</p>	<p>BOARD ONLY</p>

Example of a system using wireless with Net2 nano controllers

- A wireless single door controller
- Communicates to the server PC using Net2Air technology via a Net2Air bridge
- No cable required between Net2 nano and the server PC, reducing installation time
- Recommended optimum distance of 50ft (15m) between Net2Air bridge and Net2 nano

NET2AIR BRIDGE	
<p>Net2Air bridge - Ethernet, PoE, Plastic housing</p>  <p>Sales code 477-901-US More Info http://paxton.info/1391</p>	

NET2 PaxLOCK				
	C KEYWAY CORE 	SFIC CORE* 		
GALAXY HANDLE 	Net2 PaxLock US C Keyway - Galaxy   8" 3.8"	Net2 PaxLock US SFIC - Galaxy   8" 3.8"	Sales code 921-130-US More info http://paxton.info/2327	Sales code 921-160-US More info http://paxton.info/2327
	ECLIPSE HANDLE 	Net2 PaxLock US C Keyway - Eclipse   8" 3.8"	Net2 PaxLock US SFIC - Eclipse   8" 3.8"	Sales code 921-131-US More info http://paxton.info/2327

HID™ activation license required



Net2 PaxLock is a battery powered Net2 access control unit in a secure door handle and can be ordered ready to install with a C Keyway core or alternatively will fit with an SFIC core.

Communication between Net2 PaxLock and the Net2 server is done wirelessly through the Net2Air Ethernet bridges, providing all the advantages of a wireless access control system.

Net2 PaxLock is simple to use and quick to install because it has a self-contained power source, for internal doors.

* SFIC core not included


The Genuine HID Technology logo is a trademark of HID Global Corporation/ASS A ABLOY AB. Used with permission.


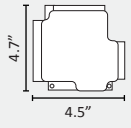

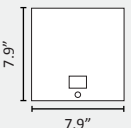

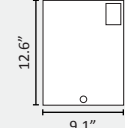


Net2 Software - Pro and Lite for use with Net2 access control

Net2|Pro has all the capabilities of Net2 Lite software with advanced features like fire alarm and multi-zone intruder alarm integration, security lockdown and anti-passback.


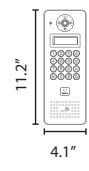

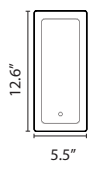


Net2|Lite contains all of the access control features to manage access privileges and report on users. Other features include multiple workstations, Camera integration and intruder alarm integration, timesheet and timeline, card designer and site graphics.

NET2 SOFTWARE	
Net2 Pro software 	Net2 Lite software 
Sales code 930-010-US More info http://paxton.info/1381	Download only More info http://paxton.info/1381


NET2 I/O BOARD		
Net2 I/O board  	Net2 I/O board in plastic housing  	Net2 I/O board with 2 amp PSU in plastic cabinet  
Sales code 489-710-US More info http://paxton.info/1347	Sales code 385-710-US More info http://paxton.info/1347	Sales code 411-623-US More info http://paxton.info/1347


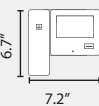

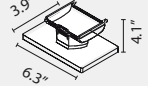

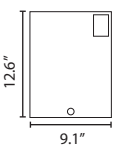

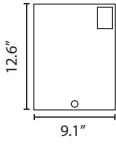


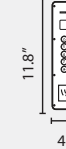


Net2 Entry - IP Video Intercom - First Generation

NET2 ENTRY - STANDARD PANELS		
<p>Net2 Entry - Panel</p>   <p>Sales code 337-837-US More info http://paxton.info/1319</p>	<p>Net2 Entry - Panel flush-mount backbox</p>   <p>Sales code 337-857-US More info http://paxton.info/1319</p>	<p>Net2 Entry - Panel rain hood</p>   <p>Sales code 337-222-US More info http://paxton.info/1319</p>

NET2 ENTRY - STANDARD KITS



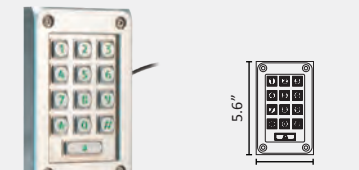
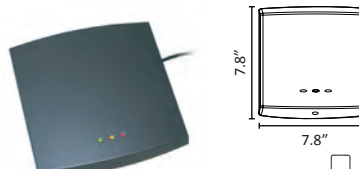





<p>Net2 Entry - Single door kit</p>  <p>Sales code 337-900-US More info http://paxton.info/1319</p>
--

NET2 ENTRY COMPONENTS	
<p>Net2 Entry - Monitor</p>   <p>Sales code 337-286-US More info http://paxton.info/2060</p>	<p>Net2 Entry - Monitor desk-mount stand</p>   <p>Sales code 337-847-US More info http://paxton.info/2060</p>
<p>Net2 Entry - Control unit</p>   <p>Sales code 337-727-US More info http://paxton.info/2065</p>	<p>Net2 Entry - Extension switch</p>   <p>Sales code 337-773-US More info http://paxton.info/2065</p>

NEXT GENERATION NET2 ENTRY IP VIDEO INTERCOM			
STANDARD PANELS	<p>Net2 Entry - Standard Panel, Surface mount</p>   <p>Sales code 337-420-US More info http://paxton.info/2435</p>	<p>Net2 Entry - Standard Panel, Rainhood mount</p>   <p>Sales code 337-410-US More info http://paxton.info/2435</p>	<p>Net2 Entry - Standard Panel, Flush mount</p>   <p>Sales code 337-400-US More info http://paxton.info/2435</p>
	<p>Net2 Entry - Standard Panel, Surface mount - Single door kit</p>  <p>Sales code 337-425-US More info http://paxton.info/2435</p>	<p>Net2 Entry - Standard Panel, Rainhood mount - Single door kit</p>  <p>Sales code 337-415-US More info http://paxton.info/2435</p>	<p>Net2 Entry - Standard Panel, Flush mount - Single door kit</p>  <p>Sales code 337-405-US More info http://paxton.info/2435</p>
	<p>Net2 Entry - VR Panel, Surface mount</p>   <p>Sales code 337-520-US More info http://paxton.info/2435</p>	<p>Net2 Entry - VR Panel, Rainhood mount</p>   <p>Sales code 337-510-US More info http://paxton.info/2435</p>	<p>Net2 Entry - VR Panel, Flush mount</p>   <p>Sales code 337-500-US More info http://paxton.info/2435</p>
VANDAL RESISTANT KITS	<p>Net2 Entry - VR Panel, Surface mount - Single door kit</p>  <p>Sales code 337-525-US More info http://paxton.info/2435</p>	<p>Net2 Entry - VR Panel, Rainhood mount - Single door kit</p>  <p>Sales code 337-515-US More info http://paxton.info/2435</p>	<p>Net2 Entry - VR Panel, Flush mount - Single door kit</p>  <p>Sales code 337-505-US More info http://paxton.info/2435</p>

HID™ activation license required

The Genuine HID Technology logo is a trademark of HID Global Corporation/ASS A ABLOY AB. Used with permission.

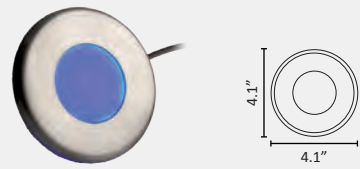



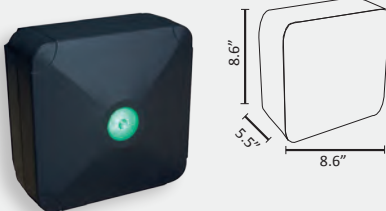
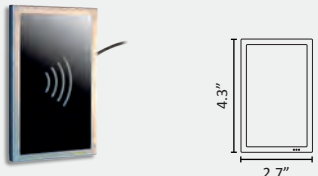

NET2 READERS		
<p>PROXIMITY P38 reader</p>  <p>Sales code 333-110-US More info http://paxton.info/1138</p>	<p>PROXIMITY metal reader, satin chrome</p>  <p>Sales code 390-747-US More info http://paxton.info/1140</p>	<p>TOUCHLOCK Vandal resistant metal keypad</p>  <p>Sales code 521-715-US More info http://paxton.info/1151</p>
<p>PROXIMITY P200 reader</p>  <p>Sales code 323-110-US More info http://paxton.info/1138</p>	<p>PROXIMITY P200 reader - Metal mount</p>  <p>Sales code 324-110-US More info http://paxton.info/1138</p>	<p>PROXIMITY vandal proof reader</p>  <p>Sales code 568-855-US More info http://paxton.info/1145</p>
<p>PROXIMITY KP50 keypad</p>  <p>Sales code 355-110-US More info http://paxton.info/1152</p>	<p>PROXIMITY KP75 keypad*</p>  <p>Sales code 375-110-US More info http://paxton.info/1152 * Backbox adapter included</p>	<p>PROXIMITY panel mount reader</p>  <p>Sales code 390-135-US More info http://paxton.info/1139</p>

NET2 READERS	
<p>PROXIMITY P50M reader</p>  <p>Sales code 345-220-US More info http://paxton.info/1138</p>	<p>PROXIMITY P75 reader*</p>  <p>Sales code 373-110-US More info http://paxton.info/1138 * Backbox adapter included</p>












HID™ activation license required



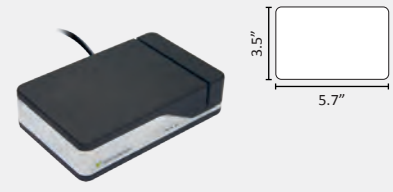


NET2 KEYPADS		
<p>TOUCHLOCK K38 stainless steel keypad</p>  <p>Sales code 332-110-US More info http://paxton.info/1150</p>	<p>TOUCHLOCK K50 stainless steel keypad</p>  <p>Sales code 352-110-US More info http://paxton.info/1150</p>	<p>TOUCHLOCK K75 stainless steel keypad</p>  <p>Sales code 372-110-US More info http://paxton.info/1150</p>
<p>TOUCHLOCK K38 keypad</p>  <p>Sales code 331-110-US More info http://paxton.info/1148</p>	<p>TOUCHLOCK K50 keypad</p>  <p>Sales code 351-110-US More info http://paxton.info/1148</p>	<p>TOUCHLOCK K75 keypad</p>  <p>Sales code 371-110-US More info http://paxton.info/1148</p>

NET2 SPECIALTY READERS		
<p>PROXIMITY marine reader</p>  <p>Sales code 500-010-US More info http://paxton.info/1141</p>	<p>PROXIMITY marine reader, chrome</p>  <p>Sales code 500-020-US More info http://paxton.info/1141</p>	<p>Energy saving reader</p>  <p>Sales code 595-248-US More info http://paxton.info/1154</p>
<p>PROXIMITY P50 Mifare reader</p>  <p>Sales code 353-467-US More info http://paxton.info/1558</p>	<p>CARDLOCK reader, satin chrome</p>  <p>Sales code 409-711SC-US More info http://paxton.info/1147</p>	<p>CARDLOCK reader, black plastic</p>  <p>Sales code 266-898-US More info http://paxton.info/1146</p>
<p>Net2 Caller ID/GSM reader in plastic housing</p>  <p>Sales code 460-210-US More info http://paxton.info/1728</p>	<p>Long range reader</p>  <p>Sales code 313-110-US More info http://paxton.info/1142</p>	<p>PROXIMITY architectural reader-satin chrome</p>  <p>Sales code 360-864SC-US More Info http://paxton.info/1144</p>
<p>Architectural reader insert, stone or glass with logo</p>  <p>Stone sales code 361-002-US Glass sales code 361-003-US More Info http://paxton.info/1144</p>		

NET2 TOKENS		
<p>Net2 proximity ISO cards, no magstripe</p>  <p>Sales code, 10 pack 692-500-US Sales code, 500 pack 692-052-US More info http://paxton.info/1403</p>	<p>Net2 proximity ISO cards with magstripe</p>  <p>Sales code, 10 pack 692-448-US Sales code, 500 pack 692-053-US More info http://paxton.info/1403</p>	<p>Mifare plus 1k ISO card - Without magstripe</p>  <p>Sales code, 10 pack 692-148-US Sales code, 500 pack 692-152-US More info http://paxton.info/1989</p>
<p>Net2 proximity keyfobs, box of 10</p>  <p>Sales code 695-644-US More info http://paxton.info/1403</p>	<p>Net2 proximity self-adhesive disc, box of 10</p>  <p>Sales code 660-100-US More info http://paxton.info/1403</p>	

NET2 HANDS-FREE TOKENS	
<p>Net2 hands free keyfob</p>  <p>Sales code 690-222-US More info http://paxton.info/1431</p>	<p>Net2 hands free keycard</p>  <p>Sales code 690-333-US More info http://paxton.info/1431</p>







NET2 ACCESSORIES		
<p>Exit button E38</p>  <p>Sales code 336-310-US More info http://paxton.info/1238</p>	<p>Exit button E50</p>  <p>Sales code 356-310-US More info http://paxton.info/1238</p>	<p>Exit button E75</p>  <p>Sales code 376-310-US More info http://paxton.info/1238</p>
<p>Exit button marine</p>  <p>Sales code 593-721-US More info http://paxton.info/1238</p>	<p>Hands free card holders with suckers, pack of 5</p>  <p>Sales code 696-100-US More info http://paxton.info/1248</p>	<p>ISO card holder, clear, pack of 5</p>  <p>Sales code 696-400-US More info http://paxton.info/1631</p>
<p>12/24V AC/DC power supply in metal cabinet</p>  <p>Sales code 857-381-US More info http://paxton.info/1253</p>	<p>PoE+ power supply in metal cabinet - ETL</p>  <p>Sales code 857-346-US More info http://paxton.info/1253</p>	<p>Hands free interface in plastic housing - EM4100</p>  <p>Sales code 477-222-US More info http://paxton.info/1359</p>

NET2 ACCESSORIES		
<p>Backbox adaptor - 75 series</p>  <p>Sales code 310-750-US More info http://paxton.info/2437</p>	<p>Single port midspan 802.3at PoE injector</p>  <p>Sales code 477-400-US More info http://paxton.info/2095</p>	<p>Net2 desktop reader, proximity and magstripe USB</p>  <p>Sales code 350-910-US More info http://paxton.info/1342</p>
<p>12/24V AC/DC power supply, no housing</p>  <p>Sales code 857-080-US More info http://paxton.info/1253</p>		
<p>NET2 ACCESSORIES</p>		
<p>Net2 desktop reader USB</p>  <p>Sales code 514-326-US More info http://paxton.info/1342</p>	 <p>HID™ activation license required</p>	

The Genuine HID Technology logo is a trademark of HID Global Corporation/ASS A ABLOY AB. Used with permission.

Standalone Access Systems – Compact










The Compact series are self-contained readers that include the components of an access control system for management of one door. All the wiring connects back to the reader. Compact systems can be installed to many doors over a site, all using the same cards.

STANDALONE COMPACT UNITS		
<p>TOUCHLOCK K50 compact keypad</p>  <p>Sales code 351-210-US More info http://paxton.info/1254</p>	<p>TOUCHLOCK K75 compact keypad</p>  <p>Sales code 371-210-US More info http://paxton.info/1254</p>	<p>TOUCHLOCK K38 stainless steel compact keypad</p>  <p>Sales code 332-210-US More info http://paxton.info/1259</p>
<p>TOUCHLOCK K50 stainless steel compact keypad</p>  <p>Sales code 352-210-US More info http://paxton.info/1259</p>	<p>TOUCHLOCK K75 stainless steel compact keypad</p>  <p>Sales code 372-210-US More info http://paxton.info/1259</p>	<p>TOUCHLOCK Vandal resistant compact metal keypad</p>  <p>Sales code 521-836-US More info http://paxton.info/1555</p>


Standalone Access Systems – Switch2

Switch2 is a single door control unit. The control unit stores the access permissions of the user and is mounted within the building. This makes the system suitable for high security applications.

Switch2 can be used with PROXIMITY, CARDLOCK or TOUCHLOCK readers. Switch2 can be installed to many doors over a site, all using the same tokens. Two readers can be connected to a single unit to give read-in and read-out access control.

STANDALONE SWITCH-BASED UNITS		
<p>Switch2 control unit</p>  <p>Sales code 405-321-US More info http://paxton.info/1289</p>	<p>Switch2 ACU and 1A PSU in plastic housing</p>  <p>Sales code 242-166-US More info http://paxton.info/1289</p>	<p>TOUCHLOCK vandal resistant metal keypad</p>  <p>Sales code 521-715-US More info http://paxton.info/1151</p>
<p>TOUCHLOCK keypad - K38</p>  <p>Sales code 331-110-US More info http://paxton.info/1148</p>	<p>TOUCHLOCK keypad - K50</p>  <p>Sales code 351-110-US More info http://paxton.info/1148</p>	<p>TOUCHLOCK keypad - K75</p>  <p>Sales code 371-110-US More info http://paxton.info/1148</p>
<p>TOUCHLOCK stainless steel keypad - K38</p>  <p>Sales code 332-110-US More info http://paxton.info/1150</p>	<p>TOUCHLOCK stainless steel keypad - K50</p>  <p>Sales code 352-110-US More info http://paxton.info/1150</p>	<p>TOUCHLOCK stainless steel keypad - K75</p>  <p>Sales code 372-110-US More info http://paxton.info/1150</p>

Net2 plus demonstration case



Sales code 541-427-US
More information <http://paxton.info/1319>

- Included:
- 682-493-US Net2 plus Controller
 - 345-110-US P50 Proximity Reader
 - 355-110-US KP50 Proximity Reader/Keypad
 - 356-310-US E50 Request to Exit Button
 - 514-326-US USB Enrollment Reader
 - 930-010-US Net2 Pro software disc
 - Sample pack of tokens

Net2 Entry - Demo case



Sales code 337-430-US
More information <http://paxton.info/1319>

- Included:
- 337-420-US Intercom Panel Surface Mount on demo stand
 - 337-847-US Monitor Desk Mount Stand
 - 337-286-US Entry Monitor

Net2 PaxLock US demo case



Sales code 921-999-US
More information <http://paxton.info/1319>

- Included:
- 921-130-US Paxlock Schlage C Keyway – Galaxy handle
 - 477-268-US Net2Air USB Bridge
 - 930-010-US Net2 Pro software disc
 - 514-326-US USB Enrollment Reader
 - Sample pack of tokens

SDK

The Net2 SDK (software development kit) was created to increase the flexibility of a Net2 access control system. The simplicity of Net2 means that it is user friendly, but occasionally our customers need a little more from their software. The SDK acts as an interface between the Net2 server and external databases. C# developers can create custom applications that integrate with the Net2 access control system, allowing customers to get exactly what they need from Net2.

For more information please contact our support team.



Industry Leading Technical Support

Call Paxton and you will be put straight through to our expert support team. Our friendly team is available from 2am-8pm EST Monday-Friday.

Call: 800-672-7298 or 864-751-3501
 Email: SupportUS@paxton-access.com
 Skype: USApaxton.support



Sales Literature

We offer an extensive range of brochures and sales guides to support you every step of the way, from sales to specification.

All documentation is available to download from our website at <http://paxton.info/1549>.





Paxton

Product Selection Guide 2016

Paxton Access Inc.
138 Commerce Center
Greenville
SC 29615
USA

877.438.7298
864.751.3501
SalesUS@paxton-access.com
www.paxton-access.com

All information correct at the point of publication, but may be subject to change without notice.