

# EH3508 Series Enclosure

## OUTDOOR, SMALL

### Product Features

- Low Cost
- Small, Contemporary Design
- Forward-Opening Hinged Lid
- Rear Link-Lock Latch
- Die-Cast and Extruded Aluminum Construction
- Designed for Indoor/Outdoor Applications
- Easy Access for Servicing and Installation
- Cable Entry Glands and Mounting Holes on Bottom of Enclosure
- Factory-Installed Low Power Heater-Defroster Models Available



EH3508



ENCLOSURE WITH SUN SHROUD

The **EH3508 Series** are indoor/outdoor, low cost camera enclosures constructed from die-cast and extruded aluminum.

The **EH3508 Series** is the smallest of our outdoor enclosures and can be used with cameras having fixed focal length or motorized zoom lenses (with or without auto iris operation).

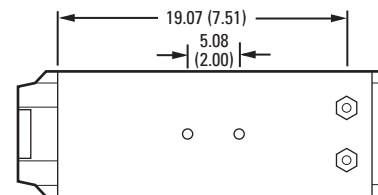

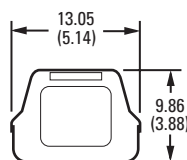
The enclosure features a front hinged lid, two adjustable (PG13.5) cable glands on the bottom, and a rear link-lock latch that can be used with a padlock of suitable size for applications requiring additional security.

Field-installed options for the **EH3508** include heater-defroster and sun shroud. Power consumption of heater and defroster is 43 watts maximum.

These enclosures can also be factory ordered with a low power 24 VAC, 120 VAC, or 230 VAC heater-defroster for applications where high humidity or low temperatures are prevalent. Factory-installed heater is thermostatically controlled to activate ON at 10°C (50°F) and OFF at 27°C (80°F); defroster operates in continuous duty mode.

The **EH3508** is ideal for small cameras and fixed mount applications. It can also be used with our PT270-24P or PT280-24P pan/tilt as well as our PS20 Series scanner.

NOTE: VALUES IN PARENTHESES ARE INCHES; ALL OTHERS ARE CENTIMETERS.



# TECHNICAL SPECIFICATIONS

## MODELS

Model Number	Basic Enclosure	120 VAC	24 VAC	230 VAC	Heater	Defroster	Blower	Maximum Power Consumption
EH3508	•							
EH3508-1		•			•	•		25 W
EH3508-2			•		•	•		20 W
EH3508-3				•	•	•		43 W

**Note:** Maximum power consumption does not include camera wattage.

## MECHANICAL

Camera Mounting	Multiple holes on adjustable camera sled; camera sled mounts in threaded strip for easier removal and can be inverted for additional camera elevation
Cable Entry	Two PG13.5 compression glands on bottom; maximum cable diameter 1.19 cm (0.47-inch)
Cable Entry Holes	2.22 cm (0.875-inch) diameter; will accept 1.27 cm (0.5-inch) conduit fitting when compression gland is removed
Latch	Link-lock No. 3, stainless steel; can be secured with padlock (not supplied)

## ELECTRICAL

Input Voltage	
EH3508-1	120 VAC, 50/60 Hz
EH3508-2	24 VAC, 50/60 Hz
EH3508-3	230 VAC, 50/60 Hz
Connectors	One 10-position terminal block for input wiring

## GENERAL

Maximum Camera and Lens Size	Accepts camera and lens combinations* (including BNC connector) up to: 7.28 x 7.62 cm (2.87" W x 3.00" H) and the following length:	
EH3508	17.27 cm (6.80")	
EH3508-1/-2/-3	12.70 cm (5.00")	
Viewing Window	4.75 mm (0.187-inch) thick Lexan®	
Viewing Window Area		
EH3508	5.71 x 6.68 cm (2.25" H x 2.63" W)	
EH3508-1/-2/-3	5.08 cm (2-inch) diameter circle	
Construction	Extruded and die-cast aluminum	
Finish	Gray polyester powder coat	
Environment	Indoor/outdoor -23° to 49°C (-10° to 120°F)	
Weight	Unit	Shipping
EH3508	1.20 kg (2.67 lb)	1.81 kg (4 lb)
EH3508-1/-2/-3	1.25 kg (2.76 lb)	1.81 kg (4 lb)

## CERTIFICATIONS/RATINGS/PATENTS

- CE compliant
- UL/cUL Listed
- Meets NEMA Type 4 standards and IP66 standards
- U.S. Patent 307,915

## OPTIONAL ACCESSORIES

HD35-1	Heater and defroster kit, 120 VAC, 25 W; thermostatically controlled heater activates on at 10°C (50°F); off at 27°C (80°F); defroster operates continuously
HD35-2	Same as HD35-1 except 24 VAC, 20 W
HD35-3	Same as HD35-1 except 230 VAC, 43 W
SS3508	Sun shroud; reduces internal temperature by approximately 6° to 10°C (10° to 15°F)

## RECOMMENDED MOUNTS

<b>Pedestal</b>	EM1009U,	Medium duty pedestal mount;
	EM1015U	maximum load 18.14 kg (40 lb)
<b>Wall</b>	EM1450	Light duty wall mount; maximum load 9.07 kg (20 lb)
	EM2400†	Light duty wall mount; maximum load 9.07 kg (20 lb)
	EM1900U	Medium duty wall mount; maximum load 18.14 kg (40 lb)
<b>Pipe/Pole</b>	EM1109,	Medium duty mounts for pipe/pole applications; maximum load 18.14 kg (40 lb); fit poles with 7.62 cm (3-inch) to 20.32 cm (8-inch) diameters
	EM2000,	
	EM2200	

## RECOMMENDED PAN AND TILTS

PT270-24P	Light duty, indoor pan/tilt
PT280-24P	Light duty, indoor pan/tilt with prewired feedthrough
PS20 Series	Medium duty, indoor/outdoor scanner

\* Assumes lens is fully extended.

† For indoor use only.

### Pelco by Schneider Electric

3500 Pelco Way, Clovis, California 93612-5699 United States

**USA & Canada** Tel (800) 289-9100 Fax (800) 289-9150

**International** Tel +1 (559) 292-1981 Fax +1 (559) 348-1120

[www.pelco.com](http://www.pelco.com)

Pelco, the Pelco logo, and other trademarks associated with Pelco products referred to in this publication are trademarks of Pelco, Inc. or its affiliates. All other product names and services are the property of their respective companies. Product specifications and availability are subject to change without notice.

©Copyright 2011, Pelco, Inc. All rights reserved.