

FULL LINE CATALOG

**domestic and
residential.**



**Video entry
technology**



**Access
control**





COMELIT

**A GROUP OF MORE THAN 800 PEOPLE
DRIVEN BY THE SAME SPIRIT.**

As for Comelit's DNA, a molecule that has never been lacking is the ability to make people the focus of every decision: not only back in 1956, when the company was made up of just a few people and worked with small businesses, but today as well. Our values and our business vision are the foundation upon which we have developed a well-run, well-structured global organisation, with **10 branch offices**, **6 Research and Development centres**, more than **800 employees** and a commercial presence in **over 90 countries**.

In addition to video door entry systems, we design and build anti-intrusion, video surveillance, home automation, fire protection and access control systems, which makes us a single partner specialising in protecting people and their environment.



reddot design award



Merlion
Awards



DESIGN PLUS



USA

ITALY

FRANCE

SPAIN

SINGAPORE

HONG KONG

VIETNAM

INDONESIA

UNITED KINGDOM

IRELAND

BELGIUM

GERMANY

NETHERLANDS

UNITED ARAB EMIRATES

WITH YOU ALWAYS.

OUR PROMISE, OUR COMMITMENT.

Being close to those who choose Comelit for their customers is our daily commitment. Our commitment is demonstrated by the fact that we are constantly researching and developing new, easy-to-install, high-performance solutions and offering daily advice and assistance on the phone and on site, as well as extremely reliable products and systems of the highest quality, supporting you step by step in your work. **With You. Always.** Because your success and professional satisfaction is our goal and the reason behind our everyday commitment.

**FULL SALES AND
TECHNICAL SUPPORT.**

**NEXT DAY PRODUCT
DELIVERY**

**ALL-ENCOMPASSING
SMART PRODUCT
SOLUTIONS.**

**BESPOKE TECHNICAL
& CPD ACCREDITED
TRAINING COURSES.**

**CONSTANT R&D
INVESTMENT.**



WITH YOU ALWAYS



NO-ONE ELSE OFFERS YOU SO MUCH.

Always being close to our customers means, for us at Comelit, **listening to their requirements**, identifying the solutions which best adapt to their specific needs, **offering the assurance of constant assistance in every situation**, always guaranteeing the quality of our products and systems, and offering a uniquely broad range of services. Because the success and the professional satisfaction of every installer who chooses our brand is our goal and the reason behind our everyday commitment.

WHEN YOU CHOOSE COMELIT, YOU BUY A PRODUCT AND FIND A SOLUTION.

Easy to install and program, state-of-the-art, reliable, extremely versatile and highly integrated products.

Anyone who chooses Comelit solutions knows they can count on having a single representative, who can help them identify the products and systems most suited to their needs and assist them as necessary at all stages of their activity

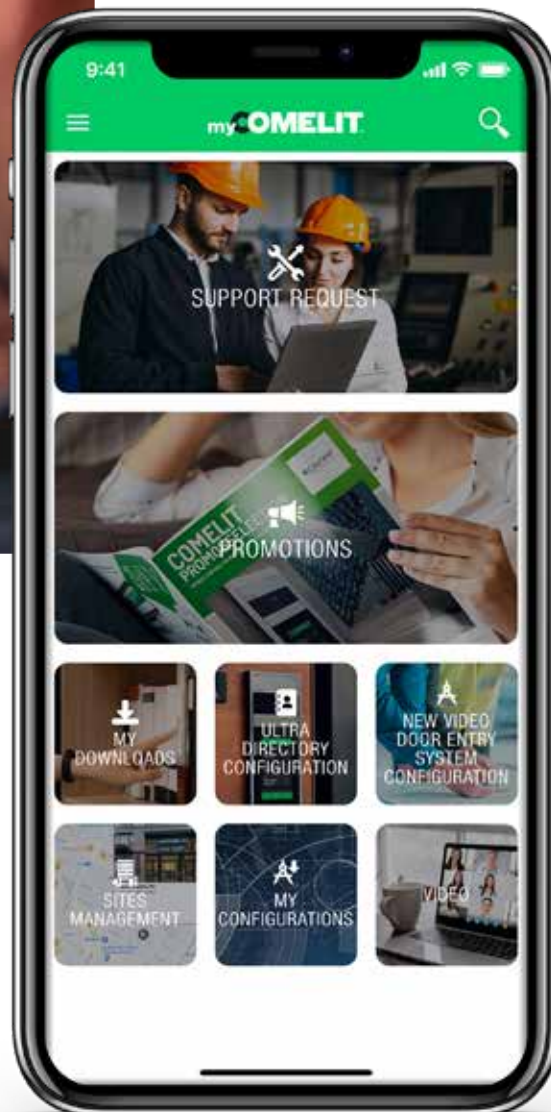



MY COMELIT APP.

THE APP YOU WON'T BE ABLE TO LIVE WITHOUT!

Simple, straightforward and customized.

Thanks to all the services provided, MyComelit makes work easier for all industry professionals: installers, dealers, system integrators, property managers, building managers, wholesalers and architects.



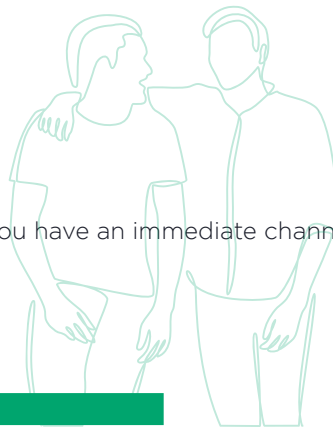
myCOMELIT

**ENTER THE WORLD
OF MYCOMELIT!**



SUPPORT.

With the MyComelit app you have an immediate channel to request all the support you need directly from us.




MONITORING.



Through the App, it is possible to configure, manage, monitor and update your video door entry systems.

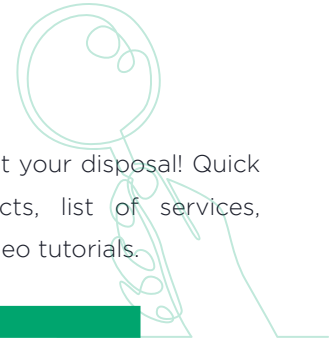
CONFIGURATION.

Configuration is possible via our App to simplify your work and life!



KNOWLEDGE.

An infinite of content at your disposal! Quick search of our products, list of services, company news, and video tutorials.



TECHNICAL ASSISTANCE.

One of Comelit's constant priorities is and always has been the focus on people.

Through the App you can contact a sales representative or the technical support team to get the assistance you need.



CATALOGS.

All Comelit documents are always with you, even when your device is offline!





CONSULTATION GUIDE

12

SINGLE USER SOLUTIONS

| | |
|----------------------------------|-----------|
| FULL KIT SYSTEMS | |
| COMPARATIVE TABLE | 14 |
| 2-WIRE AUDIO/VIDEO | |
| <i>HFX KITS</i> | |
| BELLO KIT | 16 |
| QUADRA KIT | 18 |
| SWITCH KIT | 24 |
| CIAO KIT | 26 |
| VISTO KIT | 28 |
| VIP AUDIO/VIDEO | |
| VIP KIT ULTRA | 32 |
| KIT VISTO VIP ETHERNET AND WI-FI | 36 |

38

MULTI-TENANT SOLUTIONS

| | |
|--|-----------|
| SIMPLEBUS INTERCOM SALES GUIDE | 38 |
| SIMPLEBUS INSTALLATION DIAGRAMS | 52 |
| VIP INTERCOM SALES GUIDE | 54 |
| VIP INSTALLATION DIAGRAMS | 72 |

74

INTERNAL UNITS

| | |
|---------------------------|----|
| SIMPLEBUS | |
| 2-WIRE AUDIO/VIDEO | |
| MAXI | 76 |
| ICONA | 78 |
| MINI | 80 |
| MINI HANDSFREE | 82 |
| 2-WIRE AUDIO | |
| MINI AUDIO | 84 |
| MINI AUDIO HANDSFREE | 86 |
| VIP | |
| VIP AUDIO/VIDEO | |
| MAXI | 76 |
| ICONA | 78 |
| MINI | 80 |
| MINI HANDSFREE | 82 |
| VIP AUDIO | |
| EASYCOM | 88 |

90

EXTERNAL UNITS

SIMPLEBUS

| | |
|-------------|-----|
| ULTRA | 90 |
| 3ONE6 TOUCH | 104 |
| SWITCH | 108 |
| VANDALCOM | 118 |
| BELLO | 124 |
| QUADRA | 126 |
| CIAO | 128 |
| VISTO | 132 |

VIP

| | |
|-------------|-----|
| ULTRA | 90 |
| 3ONE6 TOUCH | 104 |
| SWITCH | 108 |
| VANDALCOM | 118 |
| QUADRA | 126 |
| EMERGENCY | 130 |
| VISTO | 132 |

AUDIO AND AUDIO/VIDEO UNITS (COMPARISON TABLE) 134

136

POWER SUPPLY UNITS AND ACCESSORIES

POWER SUPPLY UNITS AND ACCESSORIES

136

148

ACCESS CONTROL



| | |
|---|-----|
| CONTROL PANEL WITH INTEGRATED READER | 148 |
| KEYPAD | 148 |
| CONTROL PANEL | 149 |
| READERS | 149 |
| MOUNTING ACCESSORIES | 149 |
| VIDEO ENTRY PHONE EXTERNAL UNITS WITH INTEGRATED READER | 150 |
| KEYS | 153 |
| RF RECEIVERS | 154 |
| SOFTWARE AND ACCESSORIES | 154 |

DOOR ENTRY MANAGEMENT PLATFORM FOR YOUR SITES

SIMPLIFY THE MANAGEMENT OF YOUR BUILDINGS AND ITS OCCUPANTS

We designed this management platform with ease of use in mind. We created an exclusive product for you, the building manager. A simple and intuitive, but at the same time flexible and safe platform to allow you to manage the Comelit door entry system of your sites in the easiest way.



MANAGE

Manage all of your building in one single platform.



FREEDOM

Update information from any PC, tablet or smartphone.



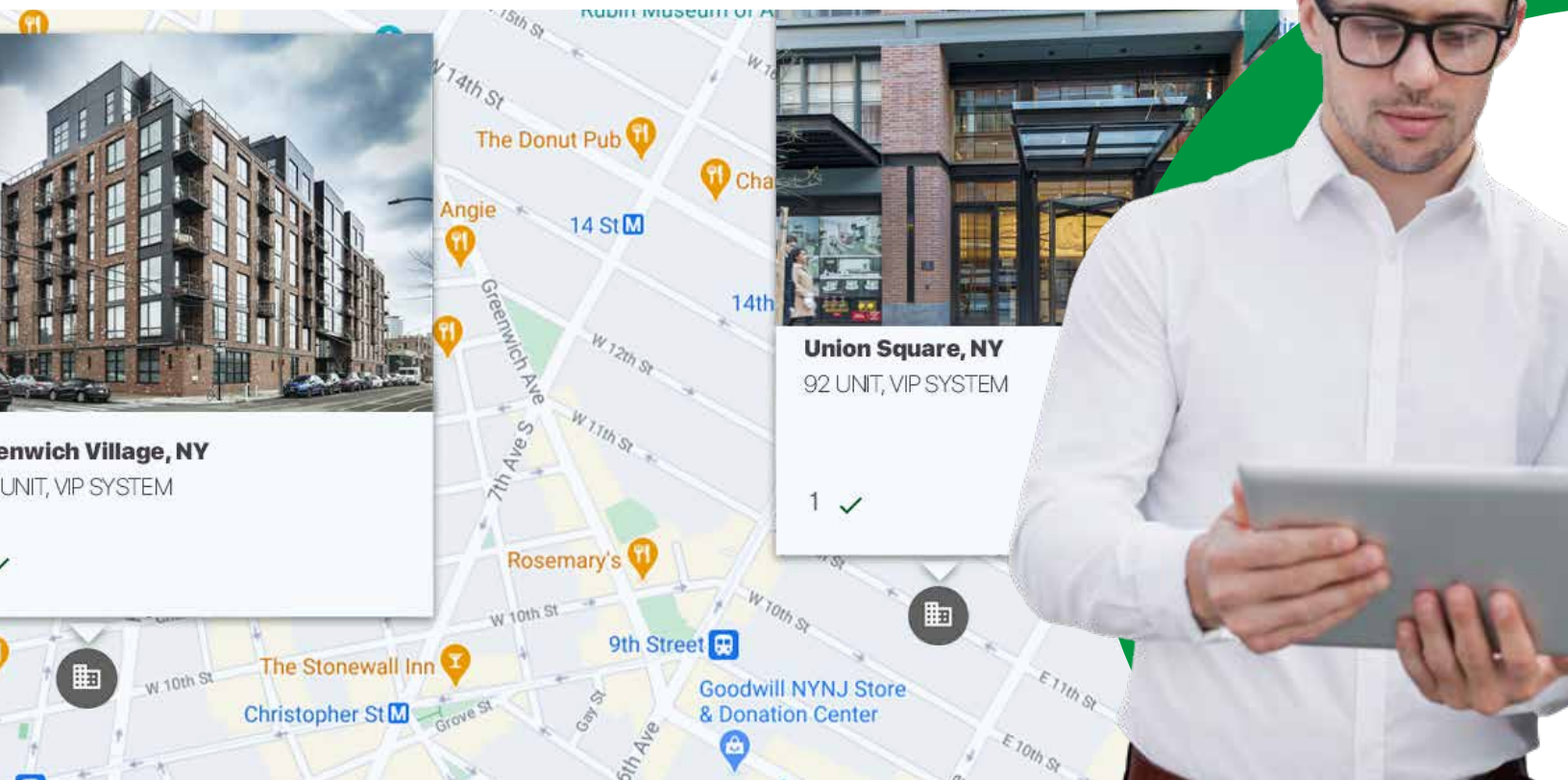
SHARE

Shared management with your team members.



SUPPORT

Dedicated access for the installer for updates or service.





Peace of mind

Manage your systems with the new platform developed by Comelit and designed to meet your needs and offer you the peace of mind having everything under control.



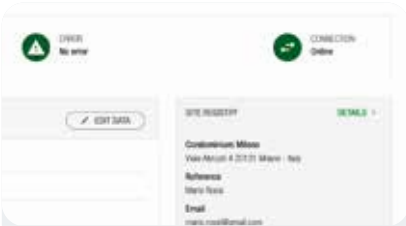
Save money, time and resources

Make the management of your systems and the necessary changes faster and more efficient. Different user roles allow you to share the system with your team and your installation company.



Manage name changes from wherever you are in seconds

Change the name of the tenants with just a few clicks and update the digital panels from anywhere.



Manage the health of your systems in real time

Monitor the status of your system 24/7. And be alerted of any outages that may happen. Keeping you one step ahead!



Interactive map to easily find your properties

Do you manage several buildings and find it difficult to quickly identify the building you're looking for? With this platform it is possible to view all of your buildings on an interactive map.



Setup new tenant's devices with ease

Adding and removing tenants is as easy as entering or removing an email address. Granting access to the new tenants and removing the previous immediately.

PRODUCT CATALOG

GUIDE TO VIDEO ENTRY TECHNOLOGY

VIDEO ENTRY TECHNOLOGY




9



MANAGE YOUR SITES WITH EASE TODAY THANKS TO THE NEW COMELIT DASHBOARD!

DO YOU HAVE ANY QUESTIONS OR WOULD LIKE TO SCHEDULE A DEMO?

We're here to help! From offering expert advice to technical support, we've got you covered.

 (626) 930-0388

 [Toll Free] (888) 692-9739

 info@comelitusa.com



COMELIT APP

THE DOOR ENTRY MONITOR AT YOUR FINGERTIPS.

The Comelit App allows remote management of video entry phone systems via a smartphone or tablet connected to 3G (or more advanced) and Wi-Fi networks. It is available without charge for iOS and Android devices.



Comelit
App



COMELIT APP.

Instant connection with your home.

ANSWER FROM WHEREVER YOU ARE

Answer the door with your phone wherever you are, you can open the gate or door for the courier to ensure that your package is safe when you're not at home.




MANAGE CAMERAS

Live images from CCTV cameras or entrance panels.



- ★ CLEAN AND MINIMAL DESIGN
- ★ CONTINUOUSLY UPDATED WITH NEW FUNCTIONS
- ★ POSSIBILITY TO CALL MONITORS BY SMARTPHONE
- ★ VIDEO RECORDING FROM YOUR EXTERNAL UNITS
- ★ MISSED CALLS WITH RECORDED NOTIFICATION



...and much more



SAVE BATTERY AND DATA

Activation only occurs when a call is received.



EASY AND FAST CONFIGURATION

Configure the app in a few simple steps without accessing the router configuration.



MANAGE ACTUATORS

Controls, lights, gates, or barriers.



VIEW RECORDED CLIPS

You always know who tried to reach you by viewing a 10s recorded video from a missed call featured by the Comelit app.



THE APPLICATIONS



SINGLE FAMILY TO FOUR FAMILY RESIDENCES



COMMERCIAL ACTIVITIES



THE RANGE



AUDIO AND AUDIO/VIDEO KITS - 2-WIRE SYSTEMS
SIMPLEBUS SYSTEM
FROM 1 - 4 USERS



AUDIO AND AUDIO/VIDEO KITS - CATEGORY 5 CABLE SYSTEMS
AVAILABLE IN SINGLE-FAMILY
REMOTE ANSWERING FROM SMARTPHONE (APP) OR PC/MAC

Comelit App

Comelit APP is a free App that allows you to answer calls from video entry phones, call other video entry phones or other devices on which the App is installed. It also allows you to manage any indoor or outdoor cameras installed in your home.



MORE INFORMATION ON PAGE 10







PC Intercom

All door entry monitor functions can also be managed and implemented on a PC/MAC using the special PC-Intercom software (code 1454K). The software is available on USB memory stick.



INDIVIDUAL SYSTEMS

| |   |   |
|--|---|---|
| Wiring | 2-wire | Cat. 5 or higher |
| Type | Audio/video kit | Audio/video kit |
| Available versions | single-family | single-family |
| Expandable to | up to 4 users (without changing P.E.) | up to 4 users (without changing P.E.) |
| Internal units/Devices per user | 4 internal units | 16 devices (Smartphone/Tablet) |
| Number of internal units activated by call | 1 | Up to 4 |
| Intercom function as standard | Yes | Yes |
| Integration with access control | No | Yes |
| Integration with anti-intrusion | No | Yes |
| Integration with video surveillance | Yes | Yes |
| Integration with SIP devices | No | Yes |
| Remote connection and updating | No | Yes |
| Local and remote (via App) answering of call from door entry monitor | Yes | Yes |
| Local and remote (via PC/Mac) answering of call from door entry monitor | No | No |

PRODUCT CATALOG

GUIDE TO VIDEO ENTRY TECHNOLOGY

VIDEO ENTRY TECHNOLOGY






13

SINGLE USER SOLUTIONS




GUIDE TO VIDEO ENTRY TECHNOLOGY





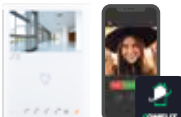


2-WIRE KITS

| |  |  |  |
|---------------------|---|--|---|
| | BELLO MAXI KIT | BELLO MINI HANDSFREE KIT | BELLO MINI HANDSFREE WIFI KIT |
| KIT CODES | HFX-9500M | HFX-700B | HFX-700W |
| FURTHER INFORMATION | Page 17 | Page 17 | Page 17 |
| WIRING | 2-wire Digital | 2-wire Digital | 2-wire Digital |
| EXPANDABILITY | 4 Residences 8 Internal units per residence 4 External units in total | 4 Residences 4 Internal units per residence 4 External units in total | 4 Residences 4 Internal units per residence 4 External units in total |

EXTERNAL UNITS

| |  |  |  |
|---------------------|---|---|---|
| | EX-B | EX-B | EX-B |
| FURTHER INFORMATION | Page 124 | Page 124 | Page 124 |

INTERNAL UNITS

| |  |  |  |
|--|---|--|---|
| |  | |  |
| | EX-9000H | EX-7000H | EX-7000HW |
| MONITOR | LCD 7" 16:9 | LCD 4,3" 16:9 | LCD 4,3" 16:9 |
| FURTHER INFORMATION | Page 76 | Page 82 | Page 82 |
| REPLY FROM REMOTE (SMARTPHONE/TABLET) | - | - | Yes |
| USERS | 1 | 1 | 1 |

ANALOG AND DIGITAL KITS



UP TO 4 USERS












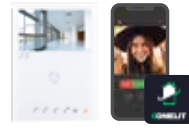


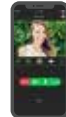
PRODUCT CATALOG

GUIDE TO VIDEO ENTRY TECHNOLOGY

VIDEO ENTRY TECHNOLOGY



15

| COLOR VIDEO KITS | | | AUDIO KITS | VISTO KITS |
|---|---|--|--|---|
| QUADRA MAXI KIT | QUADRA MINI HANDSFREE KIT |  QUADRA MINI HANDSFREE WIFI KIT | CIAO MINI AUDIO HANDSFREE KIT |  VISTO KIT |
| HFX-9000M | HFX-7000M | HFX-7000MW | KCA2071A | VISTOKIT/U |
| Page 19 | Page 19 | Page 19 | Page 26 | Page 31 |
| 2-wire Digital | 2-wire Digital | 2-wire Digital | 2-wire Digital | Wi-Fi |
| 4 Residences 8 Internal units per residence 4 External units in total | 4 Residences 4 Internal units per residence 4 External units in total | 4 Residences 4 Internal units per residence 4 External units in total | 1 Residences 24 Internal units per residence 1 External units in total | N External units |
|  |  |  |  |  |
| EX-DSME | EX-DSME | EX-DSME | CIAO | VISTO |
| Page 126 | Page 126 | Page 126 | Page 128 | Page 132 |
|  |  |   |  |  VISTO APP |
| EX-9000H | EX-7000H | EX-7000HW | MINI AUDIO HF | - |
| LCD 7" 16:9 | LCD 4.3" 16:9 | LCD 4.3" 16:9 | - | - |
| Page 76 | Page 82 | Page 82 | Page 86 | Page 30 |
| - | - | Yes | - | Yes |
| 1 to 4 | 1 to 4 | 1 to 4 | 1 to 8 | 1 |



HFX KITS

HFX-700W



- ADD-ON DOOR STATION: EX-B
- ADD-ON MONITOR: EX-7000H
- TO EXPAND UP TO A TOTAL OF 8 MONITORS ADD: 1209/8

UP TO 15 DEVICES

SEE, TALK AND OPEN THE DOOR FROM ANYWHERE



HFX-700B



- ADD-ON DOOR STATION: EX-B
- ADD-ON MONITOR: EX-7000H
- TO EXPAND UP TO A TOTAL OF 8 MONITORS ADD: 1209/8

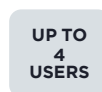


HFX-9500M



- ADD-ON DOOR STATION: EX-B
- ADD-ON MONITOR: EX-9000H





HFX KIT

HFX-9500M HFX-700B HFX-700W



BELLO

Page 124



MAXI

Page 76



MINI HANDSFREE WI-FI

Page 82



MINI HANDSFREE

Page 82



2-wire color video entry monitor, comprised of Bello entrance panel and the monitors (Maxi, Mini, Mini Handsfree). The kits can be expanded with additional external units.

Installation systems



Technical Manual



IN THE BOX (KIT COMPOSITION)

| CODE | DESCRIPTION | BELLO MAXI KIT | BELLO MINI HANDSFREE KIT | BELLO MINI HANDSFREE WI-FI KIT |
|-----------|---|----------------|--------------------------|--------------------------------|
| | | HFX-9500M | HFX-700B | HFX-700W |
| EX-B | BELLO OUTDOOR ENTRANCE PANEL KIT, SIMPLEBUS 2 | 1 | 1 | 1 |
| 1209/4 | 4 OUTPUT POWER SUPPLY FOR 2-WIRE VIDEO KIT | | 1 | 1 |
| 1209/8 | 8 OUTPUT POWER SUPPLY FOR 2-WIRE VIDEO KIT | 1 | | |
| EX-9000H | 7" MAXI MONITOR. S2 SYSTEM | 1 | | |
| 6118 | MAXI, PLANUX, SMART, ICONA CLIPS FOR DRYWALL | 1 | | |
| 6820 | S2 & VIP MAXI MONITOR WALL SUPPORT | 1 | | |
| EX-7000H | COLOUR HANDS-FREE MINI MONITOR, S2 | | 1 | |
| EX-7000HW | MINI HANDSFREE WI-FI MONITOR. S2 | | | 1 |
| 1216 | SIMPLEBUS2 LINE TERMINATION TERMINAL | 1 | 1 | 1 |

PRODUCT CATALOG

GUIDE TO VIDEO ENTRY TECHNOLOGY

VIDEO ENTRY TECHNOLOGY



17





EXPANDABLE HFX KITS

1-4 FAMILY KIT



HFX-7000MW



- ADD-ON DOOR STATION: EX-DSQE
- ADD-ON MONITOR: EX-7000H
- ADD-ON MONITOR WITH WI-FI FOR MULTI-FAMILY: EX-7000HW
- TO EXPAND UP TO A TOTAL OF 8 MONITORS ADD: 1209/8

BUTTONS ON DOOR STATION ARE INTERCHANGEABLE BETWEEN 1,2 & 4 BUTTONS RIGHT OUT OF THE BOX.

**UP TO
15 DEVICES**

SEE, TALK AND OPEN
THE DOOR FROM
ANYWHERE



HFX-7000M



- ADD-ON DOOR STATION: EX-DSQE
- ADD-ON MONITOR: EX-7000H
- TO EXPAND UP TO A TOTAL OF 8 MONITORS ADD: 1209/8

BUTTONS ON DOOR STATION ARE INTERCHANGEABLE BETWEEN 1,2 & 4 BUTTONS RIGHT OUT OF THE BOX.



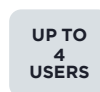
HFX-9000M



- ADD-ON DOOR STATION: EX-DSQE
- ADD-ON MONITOR: EX-9000H

BUTTONS ON DOOR STATION ARE INTERCHANGEABLE BETWEEN 1,2 & 4 BUTTONS RIGHT OUT OF THE BOX.





HFX KIT

HFX-9000M HFX-7000M HFX-7004M HFX-7000MW



QUADRA

Page 126



MAXI

Page 76



MINI HANDSFREE WI-FI

Page 82



MINI HANDSFREE

Page 82

2-wire color video entry monitor, comprised of Quadra entrance panel and the monitors (Maxi, Mini, Mini Handsfree). The kit can be used to create systems for up to 4 residences, each with 4 monitors (1 main, 3 secondary), without the addition of any further devices. The kits can be expanded with additional external units.

Installation systems



Technical Manual



IN THE BOX (KIT COMPOSITION)

| CODE | DESCRIPTION | QUADRA MAXI KIT | QUADRA MINI HANDSFREE KIT | QUADRA MINI HANDSFREE KIT | QUADRA MINI HANDSFREE WI-FI KIT |
|-----------|--|-----------------|---------------------------|---------------------------|---------------------------------|
| | | HFX-9000M | HFX-7000M | HFX-7004M | HFX-7000MW |
| EX-DSME | 2-WIRE QUADRA EXTERNAL UNIT | 1 | 1 | 1 | 1 |
| 1209/4 | 4 OUTPUT POWER SUPPLY FOR 2-WIRE VIDEO KIT | | 1 | 1 | 1 |
| 1209/8 | 8 OUTPUT POWER SUPPLY FOR 2-WIRE VIDEO KIT | 1 | | | |
| EX-9000H | 7" MAXI MONITOR. S2 SYSTEM | 1 | | | |
| 6118 | MAXI, PLANUX, SMART, ICONA CLIPS FOR DRYWALL | 1 | | | |
| 6820 | S2 & VIP MAXI MONITOR WALL SUPPORT | 1 | | | |
| EX-7000H | COLOUR HANDS-FREE MINI MONITOR, S2 | | 1 | 4 | |
| EX-7000HW | MINI HANDSFREE WI-FI MONITOR. S2 | | | | 1 |
| 1216 | SIMPLEBUS2 LINE TERMINATION TERMINAL | 1 | 1 | | 1 |

PRODUCT CATALOG

GUIDE TO VIDEO ENTRY TECHNOLOGY

VIDEO ENTRY TECHNOLOGY



SINGLE USER SOLUTIONS

GUIDE TO VIDEO ENTRY TECHNOLOGY

2-WIRE KITS - HFX KIT ADDITIONAL CODES

| ACCESSORIES | |
|---|---|
| EX-9000H | |
|  | 6817 FLUSH-MOUNTED BOX FOR MAXI MONITOR Flush-mounted box in black ABS. Dimensions: 212x115x50mm |
|  | 6820 S2 & VIP MAXI MONITOR WALL SUPPORT Wall support for Maxi monitor in ABS UV resistant. White RAL 9003 colour. |
|  | 6812 DESK BASE FOR MAXI MONITOR Desk base for desktop conversion of Maxi monitor. Dimensions: 105x75x110 mm. |
| MINI HANDSFREE | |
|  | 6732A DESK BASE FOR HANDS-FREE MINI MONITOR. S2 Desk base installation accessory for hands-free Mini monitor in Simplebus 2 system. |
| COMMON ACCESSORIES | |
|  | 1209/4 4 OUTPUT POWER SUPPLY FOR 2-WIRE VIDEO KIT Power supply for 2-wires video kit, 4 monitor outputs. |
|  | 1209/8 8 OUTPUT POWER SUPPLY FOR 2-WIRE VIDEO KIT Power supply for 2-wires video kit, 8 outputs for the monitors. |
|  | 1256 ACTUATOR RELAY. SIMPLEBUS 1 AND 2 Intelligent Simplebus device for controlling a relay on board (12÷24 VAC/VDC - 10A max). For use and programming of the function required, follow the indications given in the technical documentation. It can be used in Simplebus system. Power supply: 12 VAC or 20 VDC. Dimensions: 66x85x35mm (4 DIN modules). Line branch terminal art. 1214/2C in equipment. |
|  | 1404 SIMPLEBUS2 DIGITAL SWITCHING DEVICE Audio/video switching module for Simplebus 2 digital systems. To be used in systems with more than one entrance. Power supply from bus line. Dimensions: 60x85x35 mm (4 DIN modules). |
|  | 1405 DIGITAL EXCHANGE 2 QUADRA INPUTS. S2 Audio/video switching module for audio/video kit systems. For use in systems with a maximum of 2 entrances with Quadra series external unit. Power supply from bus line. Dimensions: 35x90x58mm (2 DIN modules). |
|  | 1409 MODULE FOR REMOTE CAMERAS. SIMPLEBUS 2 Remote camera module for Simplebus 2 2-wire digital systems. Allows management of up to 3 colour cameras in cyclical sequence from door entry monitors using a dedicated button. 12 Vac or 20 Vdc power supply. Dimensions: 60x85x35 mm (4 DIN modules). |

HFX KITS



Lined writing area for notes.

PRODUCT CATALOG

GUIDE TO VIDEO ENTRY TECHNOLOGY

VIDEO ENTRY TECHNOLOGY



21

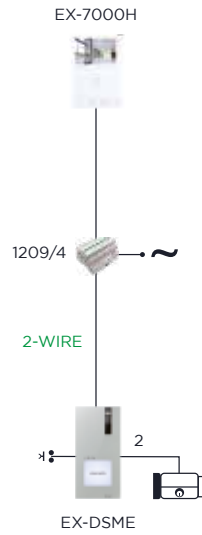


SINGLE USER SOLUTIONS

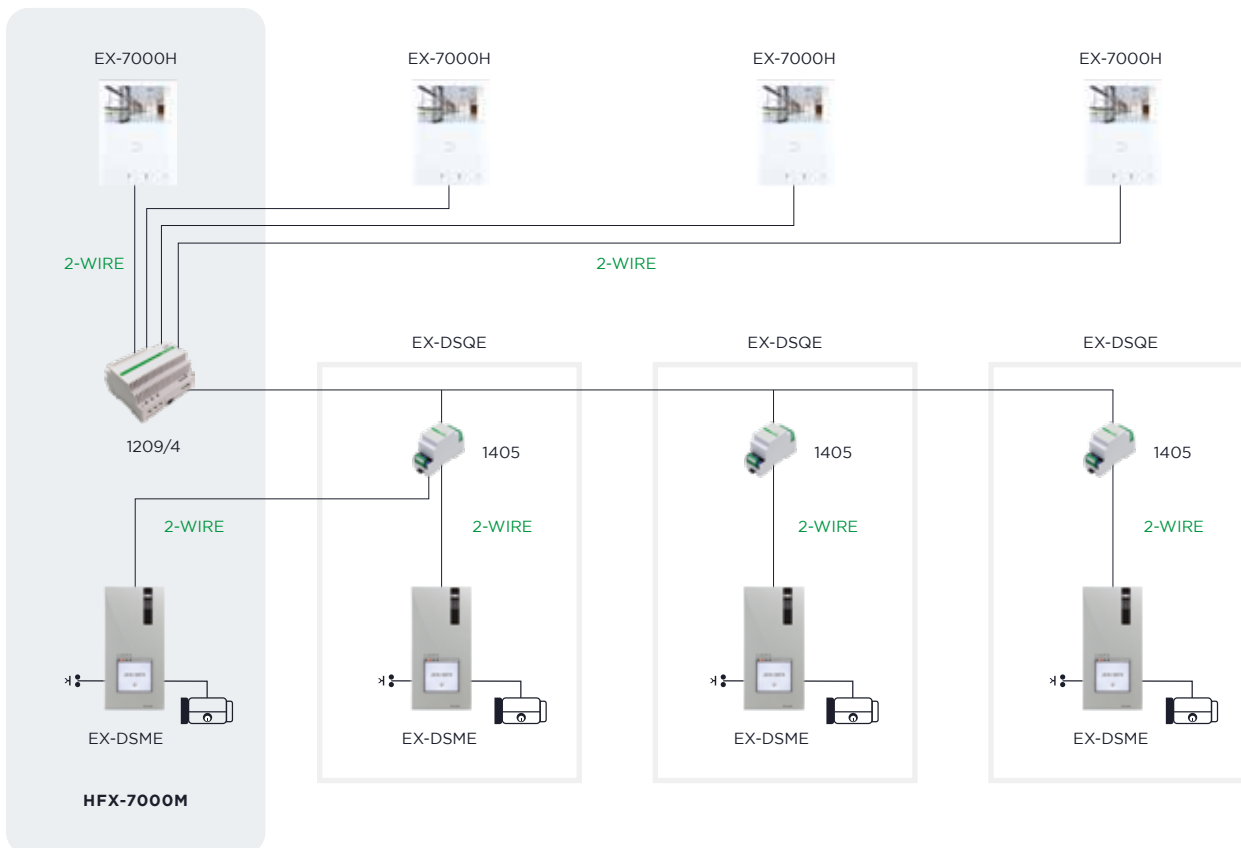
GUIDE TO VIDEO ENTRY TECHNOLOGY

2-WIRE KITS - HFX KIT ADDITIONAL CODES

HFX-7000M BASIC LAYOUT

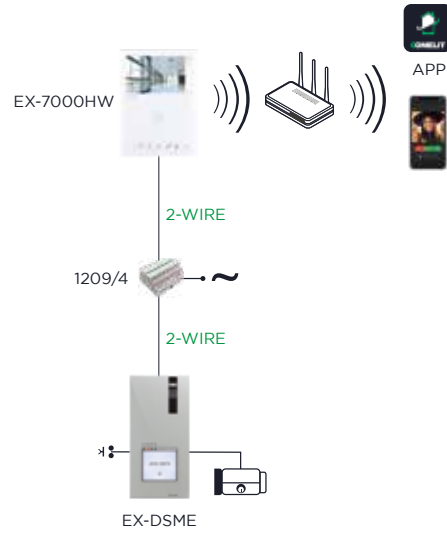


MULTI USER LAYOUT

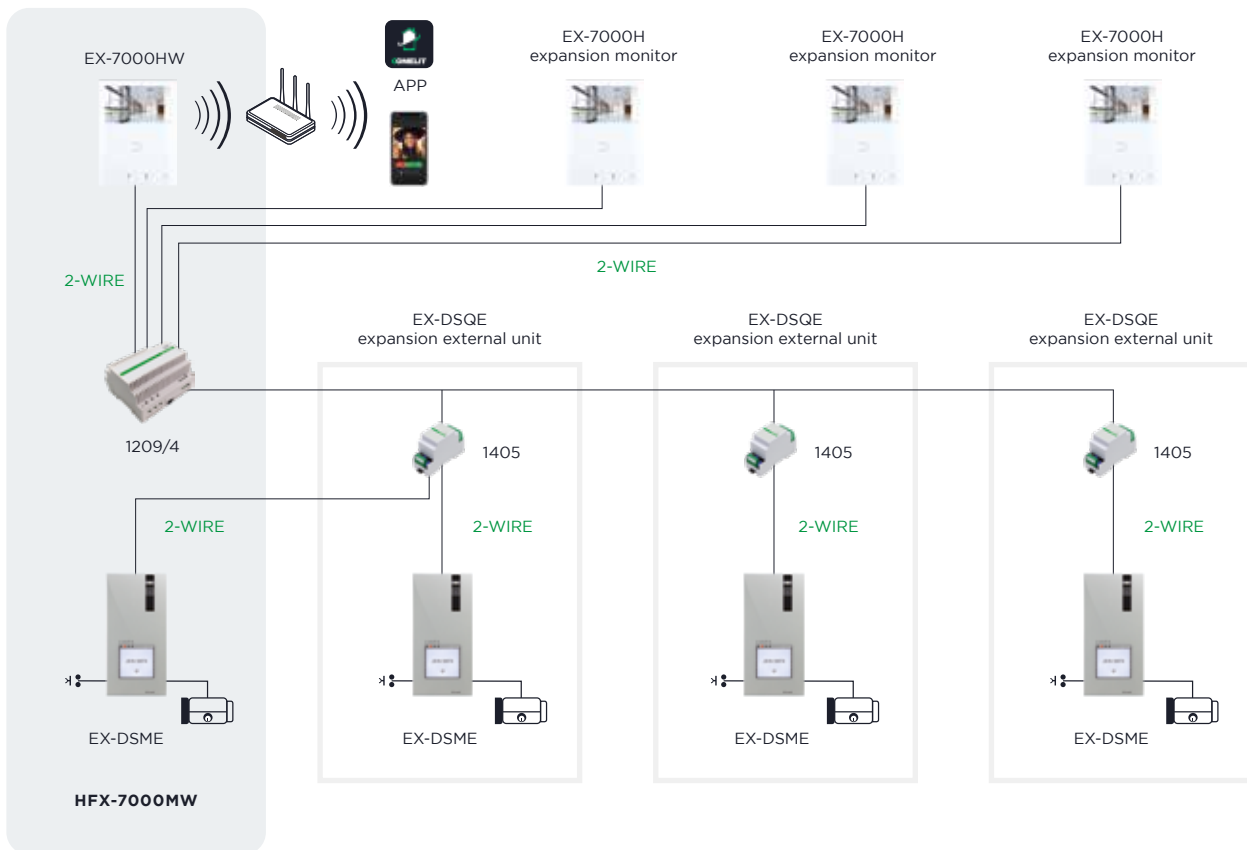




HFX-7000MW BASIC LAYOUT (SINGLE USER)



FULL SYSTEM LAYOUT (SINGLE USER)




SWITCH KIT

KVS2001 KVS2001KP KVS2011 KVS2011KP



SWITCH

Page 108



MINI
HANDSFREE
WI-FI

Page 82



MINI
HANDSFREE

Page 82

This Video Entry Kit consists of a Mini Hands-Free monitor and the new Switch 1 button entrance panel. Also available with Mini Hands-Free Wi-Fi version, and with and without electronic keypad.

Installation systems



Technical Manual



IN THE BOX (KIT COMPOSITION)

| CODE | DESCRIPTION | SWITCH MINI HANDSFREE KIT | SWITCH KEYPAD MINI HANDSFREE KIT | SWITCH MINI HANDSFREE WI-FI KIT | SWITCH KEYPAD MINI HANDSFREE WI-FI KIT |
|----------|--|------------------------------------|--|--|--|
| | | KVS2001 | KVS2001KP | KVS2011 | KVS2011KP |
| IX9150 | FLUSH-MOUNTED BOX FOR FRONT PLATE 1-2-3-4 BUTT. | 1 | 1 | 1 | 1 |
| IX0101 | STAINLESS STEEL FRONT PLATE WITH 1 BUTTON | 1 | | 1 | |
| IX0101KP | STAINLESS STEEL FACEPLATE, 1 BUT. + ELECTRONIC KEY | | 1 | | 1 |
| 4681/4 | A/V UNIT FOR MAX. 4 USERS. 2 WIRES | 1 | 1 | 1 | 1 |
| SK9015 | SIMPLEKEY ADAPTER WITH POWER SUPPLY UNIT 1210 | | 1 | | 1 |
| 1210 | 2-WIRE POWER SUPPLY UNIT | 1 | 1 | 1 | 1 |
| 6741W | SB2 MINI HANDSFREE WI-FI DOOR ENTRY MONITOR | | | 1 | 1 |
| 6721W | MINI HANDSFREE MONITOR, 2-WIRE | 1 | 1 | | |



ACCESSORIES
SWITCH



1250U **AUDIO OR AUDIO/VIDEO UNIT ADAPTER**
Adapter supplied with the Switch entrance panel, for use when securing the audio or audio/video modules - not supplied - depending on the type of wiring applied (Simplebus digital 2-wire or ViP).



3061M **MASTER BUTTON WITH NAMEPLATE**
Master button that can be used in both 2-wire and ViP digital systems, consisting of a nameplate and a steel pressure call button. The brightness of the white LED is adjustable on the back. The installation is foreseen on 2.5 mm thick metal plates.



3061S **SLAVE BUTTON WITH NAMEPLATE**
Slave button that can be used in both 2-wire and ViP digital systems, consisting of a nameplate and a steel pressure call button. The brightness of the white LED is adjustable on the back. The installation is foreseen on 2.5 mm thick metal plates.

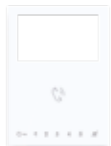


3058 **NAMEPLATE FOR BUTTON 3061M-3061S-3061A**
Spare nameplate for button 3061M - 3061S - 3061A. Pack of 5 units



3059 **LABEL SHEETS FOR 3061 AND INOX ENTRANCE PANEL**

MINI HANDSFREE



6734W **ADD. BUTTONS KIT HANDS-FREE MINI MONITOR, WHITE**
Accessory for conversion of the monitors of the Mini series Art 6721W and 6721W/BM into 8-button versions. Includes an 8-button faceplate and an electronic module for button activation, which can be installed quickly without the need to open the monitor casing.



6732A **DESK BASE FOR HANDS-FREE MINI MONITOR. 2-WIRE**
Desk base installation accessory for hands-free Mini monitor in 2-wire system.



CIAO KIT

KCA2061A KCA2071A



CIAO

Page 128



**MINI AUDIO
HANDSFREE**

Page 86



**MINI AUDIO
WITH HANDSET**

Page 84

A door-entry phone to suit every entrance panel! The compact Ciao entrance panel is also available in a single-family audio kit version. Comelit is here to help you find the perfect match in terms of the entrance panel and the indoor entry phone.

For the Ciao audio entrance panel, we chose the modern Mini Audio door-entry phone. Brought together by simplicity and minimal design, the two products are the perfect combination for anyone looking for a simple yet modern solution.

Installation systems



Technical
Manual



IN THE BOX (KIT COMPOSITION)

| CODE | DESCRIPTION | CIAO MINI AUDIO KIT 2-WIRE 1 USER | |
|---------|---|-----------------------------------|----------|
| | | KCA2061A | KCA2071A |
| CA2100A | 1/2/4/8-BUTTON CIAO ENTRANCE PANEL. S2 | 1 | 1 |
| 2738W/A | SIMPLEBUS2 MINI DOOR ENTRY PHONE WITH HANDSET | 1 | |
| 6751W | HANDS-FREE MINI DOOR-ENTRY PHONE. S2 (1210) | | 1 |
| CA9210 | 2 DOUBLE-HEIGHT BUTTONS FOR CIAO ENTRANCE PANEL | 1 | 1 |
| CA9213 | 1 LARGE BUTTON FOR CIAO ENTRANCE PANEL | 1 | 1 |
| 1209 | SIMPLEBUS2 VIDEO KIT POWER SUPPLY UNIT | 1 | 1 |



ACCESSORIES



CA2100A

1/2/4/8-BUTTON CIAO ENTRANCE PANEL. S2
Ciao series outdoor audio entrance panel for Simplebus 2 system and designed for 1- to 8-call systems. Front panel in technopolymer, resistant to atmospheric agents (IP54 protection rating and paint with anti-UV treatment) and acts of vandalism (IK08 protection rating). Smart button programming function. Wall installation support included. Buttons for configuration in 1, 2, 4 or 8 calls available to purchase separately.



CA2200A

2/4/8/16-BUTTON CIAO MODULE. S2
Ciao series button module for Simplebus 2 system. Front panel in technopolymer, resistant to atmospheric agents (IP54 protection rating and paint with anti-UV treatment) and acts of vandalism (IK08 protection rating). To be finished with 2/4/8/16 call buttons (art. CA9210, CA9211, CA9212 and 2 x CA9212 respectively), available to purchase separately. Supplied with a surface mounting bracket. Can be installed alongside (horizontally or vertically) up to 4 button modules. For use in conjunction with art. CA2100A.



4791A

ADAPTER PLATE FOR EXTRA-CIAO-QUADRA
Plate allowing installation of the Extra, Ciao and Quadra external units in 1- and 2-module flush-mounted boxes by Comelit, Bticino and Urmet. Dimensions (LxHxP): 137x236x2.5 mm.



CA9190

RAIN SHIELD FOR CIAO ENTRANCE PANEL
Aluminium rain shield for Ciao entrance panel.



CA9213

1 LARGE BUTTON FOR CIAO ENTRANCE PANEL
Large button for use with the Ciao series entrance panel.



CA9210

2 DOUBLE-HEIGHT BUTTONS FOR CIAO ENTRANCE PANEL
Double-height buttons for use with the Ciao series entrance panel.



CA9211

4 SINGLE BUTTONS FOR CIAO ENTRANCE PANEL
Single buttons for use with the Ciao series entrance panel.





CA9212

4 DOUBLE BUTTONS FOR CIAO ENTRANCE PANEL
Double buttons for use with the Ciao series entrance panel.

Art. KCA2061A

Art. KCA2071A



VISTO KIT

VISTOKIT/U VS8101



VISTO
Page 132



VISTO APP

Wherever you are, Visto lets you see, hear, speak with your visitors and open your door easily from the comfort of your own smartphone; whether you're at home, work, outdoors, or on holiday.

Installation systems



Technical Manual



VISTO WITH BELL KIT (CODE VISTOKIT/U)

Kit composed of art. Visto (smart doorbell), 3532 (chime), 3534 (power supply). Italian designed smart doorbell which allow audio/video communication from the door to the smartphone/tablet using the Wi-Fi network. Complete with wireless bell and power supply. With the Visto app, you will always be in touch with what is going on at your house, even if you are across town or in another country. Dark graphite RAL9011 color.

IN THE BOX (KIT COMPOSITION)

| CODE | DESCRIPTION | VISTOKIT/U |
|------------|--|------------|
| VISTO WIFI | EXTERNAL UNIT FOR WI-FI VISTO KIT | 1 |
| 3532 | ADDITIONAL WIRELESS BELL FOR VISTO KIT | 1 |
| 3534 | 24VDC POWER SUPPLY UNIT WITH EU-UK-US PLUG | 1 |



ACCESSORIES



VISTOCAM

ADDITIONAL CAMERA FOR KITVISTO

Visto Cam is an indoor camera that allows you to watch over the inside of the home or the workplace for greater comfort and safety. Check what your children are doing or what problems the pet may have created. Always be at home, even when you are around t



VISTOCAM/E

OUTDOOR CAMERA FOR VISTO SYSTEM

The Visto outdoor camera allows you to have alternative views of the exterior of the house, the workplace and yard. It allows a high level of security and monitoring of areas such as walkways, garages, entrances and alleys.



VISTOCAM360

3D VIEW INDOOR SMART CAMERA. VISTO SYSTEM

A revolutionary camera that allows you to view and rotate in every direction and communicate with those around the camera. With the VistoCam 3D View you can monitor 24/7 with the quality of the 4 Mega Pixel Camera from your phone app. It is also equipped with a MicroSD slot to record what happens even when there is no connection.

COMELIT
VISTO
APP**APP FOR VISTO SERIES SYSTEMS**

3522

ADAPTER FOR WI-FI VISTO KIT

Voltage adapter for Visto smart doorbell. Input voltage 12-20 VAC, output for powering the Visto smart doorbell. It is possible to control already existing bells. Case in plastic material, dark graphite RAL9011 color. Dimensions: 2.32x1.57x0.55 inch.



3532

ADDITIONAL WIRELESS BELL FOR VISTO KIT

Wireless additional bell for Visto smart doorbell, 433 MHz operating frequency, adjustable volume, various selectable melodies, powered by 2 batteries (size AA, 1.5V, not included), wall mounting, white/silver color.



3527B

DARK GRAPHITE COVER FOR VISTO EXTERNAL UNIT

Cover replacement for Visto smart doorbell. Plastic material, dark graphite RAL9011 color.



3527S

SILVER MIST COVER FOR VISTO EXTERNAL UNIT

Cover replacement for Visto smart doorbell. Plastic material, silver mist RAL9006 color.



3528

ADAPTER PLATE FOR VISTO KIT

Plate for the installation of the Visto smart doorbell on existing recessed boxes type 503 (horizontal and vertical) with interaxis of 3.28 inch, square boxes with interaxis of 2.44 inch, box type 502/German/round with interaxis of 2.36 inch. Made of PMMA, white color.



SINGLE USER SOLUTIONS

GUIDE TO VIDEO ENTRY TECHNOLOGY

VISTO KIT (CONT.)



3525

LEFT-RIGHT ADJUSTABLE BRACKET FOR VISTO

Left/right adjustable bracket for Visto smart doorbell, 20° horizontal inclination, plastic material, silver mist RAL9006 color.



3526

UP-DOWN ADJUSTABLE BRACKET FOR VISTO

Up/down adjustable bracket for Visto smart doorbell, 10° vertical inclination, plastic material, silver mist RAL9006 color.



3534

24VDC POWER SUPPLY UNIT WITH EU-UK-US PLUG

Power supply for Visto smart doorbell, input voltage 110-240 VAC, output voltage 24 VDC. Interchangeable plugs for the European, English and American markets supplied.



3530

WALL BRACKET FOR VISTO CAMERA

Spare bracket for VISTOCAM camera, plastic base, steel joint.



Visto App

The Visto app is the main interface which allows users to easily interact with the Visto smart doorbell and additional cameras. It allows full two-way communication with HD resolution video and crystal clear audio. It is possible to view the images of all the cameras of the Visto smart doorbells and of the additional cameras which might be in the system. You can view all recorded images and videos stored on your device or on the cloud.





Art. VISTOKIT/U



VISTO WI-FI



KIT VIP

| | | |
|--|---|---|
| | | |
| | KIT VISTO VIP ETHERNET MINI HANDSFREE WIFI VIP | VISTO ETHERNET EXTERNAL UNIT. VIP SYSTEM |
| KIT CODES | KVV8101 | VS8101 |
| FURTHER INFORMATION | Page 36 | Page 36 |
| EXTERNAL UNITS | | |
| | | |
| | VISTO | VISTO |
| FURTHER INFORMATION | Page 132 | Page 132 |
| ANSWERING MODES | | |
| REPLY FROM REMOTE (SMARTPHONE/TABLET) | Yes | |
| | | |
| | MINI HANDSFREE WIFI | |
| MONITOR | LCD 4,3" 16:9 | |
| FURTHER INFORMATION | Page 82 | |

VIP KIT ULTRA

KVU8508

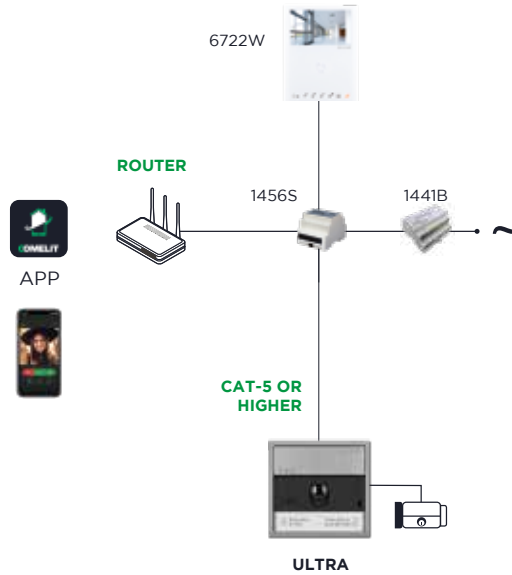


ULTRA

Page 90

**MINI
HANDSFREE**

Page 82



IP intercom kit for commercial and residential use, featuring an Ultra external unit, an internet gateway and a Mini internal unit running on a PoE CAT5 network. In addition to the internal unit, call is also forwarded to the Comelit app for use on a smartphone or tablet. Apps can be downloaded from Google Play - IOS AppStore and will be permanently free of charge. Up to 15 different apps are supported. Panel supports 1 lock + 1 additional NO/NC output trigger. This Kit also allows to generate up to 4 temporary access QR codes, managed through the same Comelit app, with customizable expiry date and time scheduling properties. Once connected, the system can be remotely managed through the mysites web interface or the MyComelit installer app. The system can be expanded by adding other internal or external units without limits.

**A wired internet connection is needed for app operation, access control and remote management.*

Installation systems



Technical Manual



IN THE BOX KVU8508 (KIT COMPOSITION)

| | | SURFACE MOUNTING SINGLE FAMILY ULTRA KIT WITH MINI HANDSFRE MONITOR |
|---------------|--|--|
| CODE | DESCRIPTION | KVU8508 |
| UT8020 | IP (VIP) ULTRA AUDIO/VIDEO MODULE | 1 |
| 6722W | MINI HANDSFREE BM MONITOR, VIP | 1 |
| 1456S | APARTMENT SLAVE GATEWAY FOR VIP SYSTEM | 1 |
| 1441B | 30W VIP SYSTEM POWER SUPPLY UNIT | 1 |
| UT9171 | WALL HOUSING FOR 1 ULTRA MODULE | 1 |
| UT9212 | DOUBLE ULTRA BUTTON | 1 |



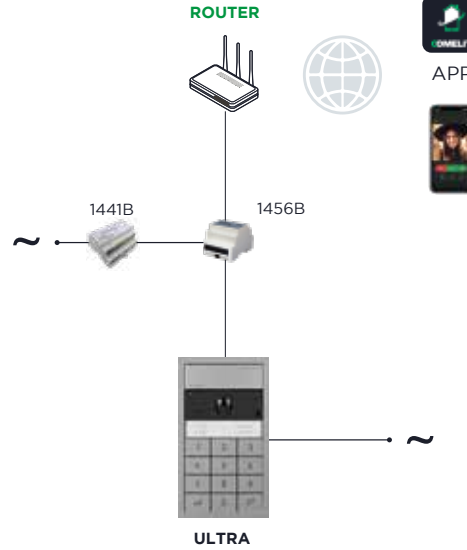
VIP KIT ULTRA

KVU8509



ULTRA

Page 90



PRODUCT CATALOG

GUIDE TO VIDEO ENTRY TECHNOLOGY

VIDEO ENTRY TECHNOLOGY



33

Expandible IP intercom kit for commercial and residential use, featuring an Ultra external unit with access control keypad, a Multi User Gateway (MUG), with one license. Call is forwarded to the Comelit App for use on a smartphone or tablet. Apps can be downloaded from Google Play - IOS AppStore and will be permanently free of charge. Up to 15 different apps are supported. Panel supports 2 locks + 2 additional NO/NC output triggers. This Kit also allows to generate up to 4 temporary access QR codes or pin codes, managed through the same Comelit app, with customizable expiry date and time scheduling properties. Once connected, the system can be remotely managed through the mysites web interface or the MyComelit installer app. The system can be expanded by adding other internal or external units without limits or by adding up to 399 users by purchasing additional licenses for the MUG.

**A wired internet connection is needed*

Installation systems



Technical Manual



IN THE BOX KVU8509 (KIT COMPOSITION)





SOURCEFACE MOUNTING SINGLE FAMILY ULTRA KIT

| CODE | DESCRIPTION | KVU8509 |
|----------|-----------------------------------|---------|
| UT8020 | IP (VIP) ULTRA AUDIO/VIDEO MODULE | 1 |
| 1441B | 30W VIP SYSTEM POWER SUPPLY UNIT | 1 |
| UT9279M | ULTRA NUMERICAL KEYPAD MODULE | 1 |
| UT9172 | WALL HOUSING FOR 2 ULTRA MODULES | 1 |
| UT9212 | DOUBLE ULTRA BUTTON | 1 |
| 1456B | MULTI-USER GATEWAY FOR VIP SYSTEM | 1 |
| 1456B/M1 | SINGLE MASTER LICENCE FOR 1456B | 1 |



SINGLE USER SOLUTIONS
GUIDE TO VIDEO ENTRY TECHNOLOGY





| KIT VIP | | |
|---------------------------------------|---|---|
| | SOURFACE MOUNTING SINGLE FAMILY ULTRA KIT WITH MINI HANDSFRE MONITOR | SOURFACE MOUNTING SINGLE FAMILY ULTRA KIT |
| KIT CODES | KVU8508 | KVU8509 |
| FURTHER INFORMATION | Page 32 | Page 33 |
| EXTERNAL UNITS | | |
| |  |  |
| | ULTRA | ULTRA |
| FURTHER INFORMATION | Page 90 | Page 90 |
| ANSWERING MODES | | |
| REPLY FROM REMOTE (SMARTPHONE/TABLET) | Yes | Yes |
| |  |  |
| MONITOR | MINI HANDSFREE | NOT INCLUDED IN KIT (OPTIONAL) |
| DISPLAY | LCD 4,3" 16:9 | - |
| INTERNET CONNECTION | Wired | Wired |
| ALEXA INTEGRATION | No | No |
| QR CODES SUPPORT | Yes | Yes |
| PINCODES SUPPORT | No | Yes |
| MYSITES | Yes | Yes |
| EXPANDABLE TO MULTIPLE USERS | No | Yes, up to 400 |
| FURTHER INFORMATION | Page 82 | - |

ACCESSORIES

ULTRA

| | | |
|---|----------------|---|
|  | UT8020 | IP (ViP) ULTRA AUDIO/VIDEO MODULE Audio/video module for Ultra entrance panel, IP (ViP) system. Twilight sensor for automatic nameplate backlighting power-off during daytime hours. Omnidirectional digital microphone and dual loudspeaker for high-fidelity audio. Wide-angle colour video camera (field of vision: 160° horizontal, 90° vertical) Audio-visual indications for disabled individuals assistance request can be activated via programming. Facility for 2 call buttons. To be finished with a cap, single button or double button in professional-grade plastic given an anti-yellowing and anti-dulling treatment or in aluminium. Regulation and programming without removing the module. Dimensions: 1 Ultra module. ULTRA, the new and most technologically advanced entrance panel offering maximum ease of installation. Available in flush-mounted (10 mm protrusion from the wall) or surface-mounted (just 35 mm protrusion from the wall) variants. Dimensions: 100x90x35 mm |
|  | UT9171 | WALL HOUSING FOR 1 ULTRA MODULE Surface-mounted housing, 1 module, for Ultra entrance panel. It consists of a metal support that secures the modules without using screws and a finishing frame in die-cast aluminium given a cataphoresis treatment to increase its resistance to chemical and environmental corrosion, including damage from UV rays. Just 35 mm protrusion from the wall. Dimensions: 110x107x35 mm |
|  | UT9172 | WALL HOUSING FOR 2 ULTRA MODULES Surface-mounted housing, 2 modules, for Ultra entrance panel. It consists of a metal support that secures the modules without using screws and a finishing frame in die-cast aluminium given a cataphoresis treatment to increase its resistance to chemical and environmental corrosion, including damage from UV rays. Just 35 mm protrusion from the wall. Dimensions: 110x198x35 mm |
|  | UT9279M | ULTRA NUMERICAL KEYPAD MODULE Module with number keypad for Ultra entrance panel, compatible with all systems. Can be used as a module to directly call the user when the relevant code is known, and for the access control function with activation of the on-board relays and the audio or audio/video module outputs and the system actuators. The access codes can be Permanent (always valid), metered (valid for a specific number of uses) or associated with a validity date. In the latter case, each code can be assigned a start date/validity end date, dual daily time band, validity days. Each access code can be assigned up to 4 zones. The function enabling playback for the corresponding audio message when each button is pressed can be activated. There is also an event log containing all information (codes activated, user who used them, users called, etc.) which can store up to 1275 events. Has a Wiegand output for interfacing with access control systems. Automatic button backlight switch-off during daytime hours via the twilight sensor for the paired audio or audio/video module. Anodised aluminium alloy coating. Dimensions: 100x90x35 mm (1 Ultra module). |
|  | UT9212 | DOUBLE ULTRA BUTTON Double button for Ultra entrance panel. Made using polymethyl methacrylate given a treatment increasing resistance to UV rays while preventing yellowing and dulling. Double nameplate (blank and with a bell symbol) included. Easy nameplate replacement. |

MINI HANDSFREE WIFI

| | | |
|---|--------------|--|
|  | 6722W | MINI HANDSFREE BM MONITOR, ViP Handsfree colour monitor for ViP system. 4.3" / 16:9 colour screen. 480x272 pixel resolution. H264 video format. All the main functions and programming operations can be performed from a graphic menu that can be navigated using the function keys. Equipped with 8 soft-touch keys: audio activation key with LED to signal incoming calls, lock-release key with door open indicator LED, Privacy function key with Led indicating ringtone excluded and Doctor function enabled, 4 programmable keys and 1 menu access key. Equipped with 3 programmable inputs. Adjustable backlight brightness and key feedback volume. Powered by PoE as standard or from ViP Comelit switches and power supply units. Includes induction loop with T position for users wearing hearing aids and answerphone function. Dimensions: 115x160x22 mm. |
|  | 6732V | DESK BASE FOR MINI HF MONITOR. ViP Accessory for desk installation of the Mini hands-free monitor, ViP system. |

PERPETUAL LICENSES

| | |
|--------------------|--|
| 1456B/ME1 | 1 MASTER LICENSE FOR 1456B, ViP SYSTEM (E-MAIL) |
| 1456B/ME10 | 10 MASTER LICENSES FOR 1456B, ViP SYSTEM (E-MAIL) |
| 1456B/ME50 | 50 MASTER LICENSES FOR 1456B, ViP SYSTEM (E-MAIL) |
| 1456B/ME100 | 100 MASTER LICENSES FOR 1456B, ViP SYSTEM (E-MAIL) |
| 1456B/ME200 | 200 MASTER LICENSES FOR 1456B, ViP SYSTEM (E-MAIL) |



KIT VISTO VIP ETHERNET AND WI-FI

KVV8101 VS8101 VS8111



VISTO

Pag. 132



MINI HANDSFREE
WIFI

Pag. 82

Kits for a single home with surface mounted door station in polycarbonate and ABS and stands out for its attractive design. The KVV8101 kit made up of Visto ViP Ethernet as a door station and ViP Wi-Fi mini hands-free as an indoor station. While the KVV8111 kit consists of Visto ViP WiFi as a door station, equipped with a power supply unit art.1595.

Installation systems



Technical
Manual



IN THE BOX (KIT COMPOSITION)

| CODE | DESCRIPTION | KVV8101 |
|--------|--|---------|
| VS8101 | VISTO ETHERNET EXTERNAL UNIT. VIP SYSTEM | 1 |
| 1441B | 30W VIP SYSTEM POWER SUPPLY UNIT | 1 |
| 1440 | IP (VIP) FLOOR SWITCH | 1 |
| 6742W | MINI HANDSFREE BM WIFI MONITOR, VIP | 1 |



ACCESSOIRES



3528

ADAPTER PLATE FOR VISTO KIT

Plate for the installation of the Visto smart doorbell on existing recessed boxes type 503 (horizontal and vertical) with interaxis of 83.5mm, square boxes with interaxis of 62mm, box type 502/German/round with interaxis of 60mm. Made of PMMA, white color.



3525

LEFT-RIGHT ADJUSTABLE BRACKET FOR VISTO

Left/right adjustable bracket for Visto smart doorbell, 20° horizontal inclination, plastic material, silver mist RAL9006 colour.



3526

UP-DOWN ADJUSTABLE BRACKET FOR VISTO

Up/down adjustable bracket for Visto smart doorbell, 10° vertical inclination, plastic material, silver mist RAL9006 colour.

MINI HANDSFREE WIFI



6742W

MINI HANDSFREE BM WIFI MONITOR, ViP

Handsfree colour monitor for ViP system. With integral Wi-Fi port and gateway for forwarding video entry phone calls to smartphones and tablets equipped with the Comelit app. 4.3" / 16:9 colour screen. 480x272 pixel resolution. H264 video format. All the main functions and programming operations can be performed from a graphic menu that can be navigated using the function keys. Equipped with 8 soft-touch keys: audio activation key with LED to signal incoming calls, lock-release key with door open indicator LED, Privacy function key with Led indicating ringtone excluded and Doctor function enabled, 4 programmable keys and 1 menu access key. Equipped with 3 programmable inputs. Adjustable backlight brightness and key feedback volume. Powered by PoE as standard or from ViP Comelit switches and power supply units. Includes induction loop with T position for users wearing hearing aids and answerphone function. Dimensions: 115x160x22mm.



6711WV

ADAPTER PLATE FOR MINI HANDSFREE

Adapter plate to finish the installation of the Mini Handsfree monitor in case of replacement of flush-mounted or wall-mounted Planux, Smart and Icona monitors. White color. Dimensions: 170x220x3 mm.










6732V

DESK BASE FOR MINI HF MONITOR. ViP

Accessory for desk installation of the Mini hands-free monitor, ViP system.



SYSTEM COMPARISON

| |  SIMPLEBUS2 |  VIP |
|---|---|--|
| SINGLE RISER APARTMENT BLOCK |  |  |
| MEDIUM RESIDENTIAL/COMMERCIAL/OFFICE COMPLEX |  |  |
| LARGE RESIDENTIAL/COMMERCIAL/OFFICE COMPLEX | |  |
| Wiring | 2-wire | Cat. 5 or higher |
| Number of users | 120,000 | no limit |
| Main/secondary doors | no limit | no limit |
| Maximum distance from external unit to Internal unit | 1.200 meters | no limit |
| Switchboard | Yes (1) | Yes (no limit) |
| Use of existing cable | Yes (2-wire only) | Cat. 5 or higher |
| Audio/video combination | Yes | Yes |
| Conversation privacy | Yes | Yes |
| Intercom function as standard | Yes | Yes |
| Integration with access control | Yes | Yes |
| Integration with CCTV | Yes | Yes |
| Integration with home automation | Yes | Yes |
| Integration with anti-intrusion | Yes | Yes |
| Integration with SIP devices | No | Yes |
| Remote connection and updating | No | Yes |
| Local and remote answering of door entry call via App | Yes | Yes |
| Local and remote answering of door entry call from PC | No | Yes |
| Recording of door entry calls | No | Yes (Code 1459) |
| System management from PC (PC Intercom) | No | Yes |



2-WIRE SIMPLEBUS: ENDLESS POSSIBILITIES.

2 non-polarized wires THROUGHOUT for quick, simple installation. Ideal for single homes and large residential complexes: 4 main entrances, 32 riser columns, 128 users per riser for a total of 120,000 users. Free intercom function with 4 monitors in parallel, integrated video surveillance, second entrance management.

CONNECTION DISTANCE OF UP TO 1,200 METERS BETWEEN EXTERNAL AND INTERNAL UNITS

INTERCOM FUNCTION WITHOUT ADDITIONAL DEVICES

UP TO 120,000 USERS



VIP SYSTEM: THE INTERNET AT THE SERVICE OF DOOR ENTRY TECHNOLOGY. COMPATIBLE WITH THE H.264 FORMAT.

Maximum extension, no limit to the number of users, risers, control panels and conversations. Can be used with fiber optic cables. Ideal for large residential complexes with high demand for integration (access control, control panels, anti-intrusion, video surveillance, intercom function). Self-diagnosis function to check system status. Remote control.

WITHOUT LIMITS

ANSWER FROM SMARTPHONE

INTEGRATION WITH EXISTING NETWORKS

PRODUCT CATALOG

GUIDE TO VIDEO ENTRY TECHNOLOGY

VIDEO ENTRY TECHNOLOGY



39



Comelit App

Comelit app is a free App that allows you to answer calls from video entry phones, call other video entry phones or other devices on which the App is installed. It also allows you to manage any indoor or outdoor cameras installed in your home, actuators and recorded video clips.



MORE INFORMATION AT PAGE 10



CHOOSING STEPS



USING EXISTING WIRES? **NO PROBLEM...**

THE COMELIT 2-WIRE SYSTEM IS IDEAL FOR A BUILDING INTERESTED IN AN AUDIO/VIDEO OR AUDIO ONLY INTERCOM SOLUTION UTILIZING THE EXISTING INTERCOM WIRES.

ONLY 2 CONDUCTORS ARE NEEDED FOR THE APARTMENTS...
CAN BE DAISY CHAINED OR HOME RUN...

* CONTACT COMELIT TO INQUIRE ABOUT SYSTEM LIMITATIONS.

STEP 1 CHOOSE YOUR ENTRY PANEL



ZONE6 TOUCH

MORE INFORMATION AT PAGE 104.

Perfect for large buildings with many tenants. It can display a QWERTY on screen keyboard for searching names or it can be configured to have on screen virtual push buttons. Integrated keypad + reader.



PARTS NEEDED

- 1X 3453S
- 1X 1596B

OPTIONAL

- 3462/6
- (SURFACE BOX)

ZONE6 SENSE

MORE INFORMATION AT PAGE 134.

The digital directory has the same style and design as the 316 Touch. Features braille, keypad, and reader.



PARTS NEEDED

- 1X 3451S
- 1X 1595

OPTIONAL

- 3462/6
- (SURFACE BOX)

ULTRA TOUCH AUDIO/VIDEO

MORE INFORMATION AT PAGE 90.

This is the most common entry panel used for multi-tenant applications. It is cost effective and simple to use. It has a digital directory that can hold 400 names.



PARTS NEEDED

- 1X UMVTS (SURFACE MOUNT)
- 1X UMVTF (FLUSH MOUNT)

ULTRA TOUCH AUDIO ONLY

MORE INFORMATION AT PAGE 90.

This is the audio only entry panel used for multi-tenant applications. It is cost effective and simple to use. It has a digital directory that can hold 400 names.



PARTS NEEDED

- 1X UMATS (SURFACE MOUNT)
- 1X UMATF (FLUSH MOUNT)

VANDALCOM DIGITAL VIDEO

MORE INFORMATION AT PAGE 118.

This is the most vandal resistant entry panel provided by Comelit. All parts are made of steel, meant to last in the toughest environments. It has a digital directory and keypad.



PARTS NEEDED

- 1X VVDS (SURFACE MOUNT)
- 1X VVDF (FLUSH MOUNT)

VANDALCOM DIGITAL AUDIO

MORE INFORMATION AT PAGE 118.

This is the most vandal resistant audio only entry panel provided by Comelit. All parts are made of steel, meant to last in the toughest environments. It has a digital directory and keypad.



PARTS NEEDED

- 1X VADS (SURFACE MOUNT)
- 1X VADF (FLUSH MOUNT)

CHOOSING STEPS



Ultra

PUSH BUTTON ENTRY PANEL

MORE INFORMATION AT PAGE 90.

1 BUTTON PANEL

PARTS NUMBERS
AUDIO/VIDEO
UMV1S
(SURFACE MOUNT)



AUDIO
UMA1S
(SURFACE MOUNT)



2 BUTTON PANEL

PARTS NUMBERS
AUDIO/VIDEO
UMV2S
(SURFACE MOUNT)



AUDIO
UMA2S
(SURFACE MOUNT)



3 BUTTON PANEL

PARTS NUMBERS
AUDIO/VIDEO
UMV3S
(SURFACE MOUNT)



AUDIO
UMA3S
(SURFACE MOUNT)



4 BUTTON PANEL

PARTS NUMBERS
AUDIO/VIDEO
UMV4S
(SURFACE MOUNT)



AUDIO
UMA4S
(SURFACE MOUNT)



6 BUTTON PANEL

PARTS NUMBERS
AUDIO/VIDEO
UMV6S
(SURFACE MOUNT)



AUDIO
UMA6S
(SURFACE MOUNT)



8 BUTTON PANEL

PARTS NUMBERS
AUDIO/VIDEO
UMV8S
(SURFACE MOUNT)



AUDIO
UMA8S
(SURFACE MOUNT)



The Ultra can be configured to have 1-100, or more, push buttons.

These EZ-PACK kits make life easier when ordering, 1 part number gives you everything you need for one entry panel.

IF YOU NEED A CUSTOM SET UP, OR MORE THAN 8 PUSH BUTTONS, CONTACT COMELIT FOR ASSISTANCE.



Vandalcom

PUSH BUTTON ENTRY PANEL

MORE INFORMATION AT PAGE 118.

1 BUTTON PANEL

PARTS NUMBERS

AUDIO/VIDEO

VV1S
(SURFACE MOUNT)
VV1F
(FLUSH MOUNT)



AUDIO

VA1S
(SURFACE MOUNT)
VA1F
(FLUSH MOUNT)



2 BUTTON PANEL

PARTS NUMBERS

AUDIO/VIDEO

VV2S
(SURFACE MOUNT)
VV2F
(FLUSH MOUNT)



AUDIO

VA2S
(SURFACE MOUNT)
VA2F
(FLUSH MOUNT)



4 BUTTON PANEL

PARTS NUMBERS

AUDIO/VIDEO

VV4S
(SURFACE MOUNT)
VV4F
(FLUSH MOUNT)



AUDIO

VA4S
(SURFACE MOUNT)
VA4F
(FLUSH MOUNT)



6 BUTTON PANEL

PARTS NUMBERS

AUDIO/VIDEO

VV6S
(SURFACE MOUNT)
VV6F
(FLUSH MOUNT)



AUDIO

VA6S
(SURFACE MOUNT)
VA6F
(FLUSH MOUNT)



8 BUTTON PANEL

PARTS NUMBERS

AUDIO/VIDEO

VV8S
(SURFACE MOUNT)
VV8F
(FLUSH MOUNT)



AUDIO

VA8S
(SURFACE MOUNT)
VA8F
(FLUSH MOUNT)



10 BUTTON PANEL

PARTS NUMBERS

AUDIO/VIDEO

VV10S
(SURFACE MOUNT)
VV10F
(FLUSH MOUNT)



AUDIO

VA10S
(SURFACE MOUNT)
VA10F
(FLUSH MOUNT)



PRODUCT
CATALOG

GUIDE TO
VIDEO ENTRY
TECHNOLOGY

VIDEO ENTRY
TECHNOLOGY



43

*The Vandalcom is the toughest panel in our line up.
It looks and feels industrial, all its parts are made out of steel.*

CHOOSING STEPS



STEP 2

CHOOSE
YOUR
APARTMENT
STATION

MINI HANDSFREE WI-FI

MORE INFORMATION AT PAGE 82.



This monitor has the same features as the 6721W but also has the feature that allows smartphone apps to work on the 2-wire system. It includes the face recognition function with automatic door opening. Monitor pairs to tenants WI-FI.



PARTS NEEDED
6741W
SURFACE MOUNT ONLY



MINI HANDSFREE

MORE INFORMATION AT PAGE 82.

This monitor meets basic needs and functions for a video intercom system. It has the ability to speak to the entry panels and call the concierge station.

PARTS NEEDED
6721W
SURFACE MOUNT ONLY



ICONA

MORE INFORMATION AT PAGE 78.

The Icona is all about style. It has touch sensitive buttons with the ability to intercom and call the concierge station.

PARTS NEEDED
6601W (MONITOR)
6620 (SURFACE BOX)



MAXI

MORE INFORMATION AT PAGE 76.

The Maxi has a large 7" screen.

PARTS NEEDED
6801W (MONITOR)
6820 (SURFACE BOX)




It has the same functions as the Icona.

MINI AUDIO HANDSFREE AUDIO ONLY

MORE INFORMATION AT PAGE 86.

Audio only hands free doesn't have app capabilities. It can communicate with entry panels and concierge stations.

PARTS NEEDED
6750W
SURFACE MOUNT ONLY



After you choose your entry panels and your monitors you must add the right head end equipment.

if you have more than 1 entry panel, add one **1224A*** for each additional entry panel

**MORE INFORMATION AT PAGE 140.*

FOR SYSTEMS GREATER THAN 240 APARTMENT UNITS CONTACT COMELIT SALES.

We also offer entry panels in brass and black. See catalog or speak to a Comelit sales person.

CHOOSING STEPS



PRODUCT CATALOG

GUIDE TO VIDEO ENTRY TECHNOLOGY

VIDEO ENTRY TECHNOLOGY



45

STEP 3 POWER SELECTION



THE MIXER

1-4888CU HAS 4 RISER OUTPUTS
IT CAN POWER 25 APARTMENTS
PER OUTPUT MAX!

*If the system has over 4 risers; you will need to add more mixers.
If you need more than 1 mixer, you will need the 4834/9 splitter.
This is a splitter that allows you to add up to 9 mixers.*

**Example: System has 8 risers with 80 apartments
you need 1-4834/9 and 2-4888CU.**

ASK THE CUSTOMER HOW MANY RISERS THEY HAVE.

CHOOSING STEPS



CONCIERGE PHONE

MORE INFORMATION AT PAGE 145.



**AUDIO ONLY
CONCIERGE PHONE PARTS**
1-1998NA
1-1195U
1-1249B



**AUDIO/VIDEO
CONCIERGE PHONE PARTS**
1-1998NV
1-1195U
1-1259C



Ultra KITS

2 WIRE AUDIO/VIDEO SURFACE

| 1 BUTTON | | 2 BUTTON | | 3 BUTTON | | 4 BUTTON | | 6 BUTTON | | 8 BUTTON | |
|----------|---------|----------|---------|----------|---------|----------|---------|----------|---------|----------|---------|
| Kit | UMVIS | Kit | UMV2S | Kit | UMV3S | Kit | UMV4S | Kit | UMV6S | Kit | UMV8S |
| 1 | UT1020 | 1 | UT1020 | 1 | UT1020 | 1 | UT1020 | 1 | UT1020 | 1 | UT1020 |
| 1 | 1595 | 1 | 1595 | 1 | 1595 | 1 | 1595 | 1 | 1595 | 1 | 1595 |
| 1 | UT9171 | 1 | UT9171 | 1 | UT9200 | 1 | UT9200 | 1 | UT9200 | 1 | UT9200 |
| 1 | UT9211M | 1 | UT9212M | 1 | UT9172 | 1 | UT9172 | 1 | UT9172 | 1 | UT9172 |
| | | | | 3 | UT9211M | 4 | UT9211M | 3 | UT9212M | 4 | UT9212M |
| | | | | 2 | UT9221M | 1 | UT9221M | 2 | UT9221M | 1 | UT9221M |

2 WIRE AUDIO/VIDEO FLUSH

| Kit | UMV1F | Kit | UMV2F | Kit | UMV3F | Kit | UMV4F | Kit | UMV6F | Kit | UMV8F |
|-----|---------|-----|---------|-----|---------|-----|---------|-----|---------|-----|---------|
| 1 | UT1020 | 1 | UT1020 | 1 | UT1020 | 1 | UT1020 | 1 | UT1020 | 1 | UT1020 |
| 1 | 1595 | 1 | 1595 | 1 | 1595 | 1 | 1595 | 1 | 1595 | 1 | 1595 |
| 1 | 3110/1A | 1 | 3110/1A | 1 | UT9200 | 1 | UT9200 | 1 | UT9200 | 1 | UT9200 |
| 1 | UT9161 | 1 | UT9161 | 1 | 3110/2A | 1 | 3110/2A | 1 | 3110/2A | 1 | 3110/2A |
| 1 | UT9211M | 1 | UT9212M | 1 | UT9162 | 1 | UT9162 | 1 | UT9162 | 1 | UT9162 |
| | | | | 3 | UT9211M | 4 | UT9211M | 3 | UT9212M | 4 | UT9212M |
| | | | | 2 | UT9221M | 1 | UT9221M | 2 | UT9221M | 1 | UT9221M |



VIP AUDIO ONLY SURFACE

| 1 BUTTON | | 2 BUTTON | | 3 BUTTON | | 4 BUTTON | | 6 BUTTON | | 8 BUTTON | |
|----------|----------|----------|----------|----------|----------|----------|----------|----------|----------|----------|----------|
| Kit | UMA1S-IP | Kit | UMA2S-IP | Kit | UMA3S-IP | Kit | UMA4S-IP | Kit | UMA6S-IP | Kit | UMA8S-IP |
| 1 | UT8010 | 1 | UT8010 | 1 | UT8010 | 1 | UT8010 | 1 | UT8010 | 1 | UT8010 |
| 1 | UT9171 | 1 | UT9171 | 1 | UT9200 | 1 | UT9200 | 1 | UT9200 | 1 | UT9200 |
| 1 | UT9211M | 1 | UT9212M | 1 | UT9172 | 1 | UT9172 | 1 | UT9172 | 1 | UT9172 |
| | | | | 3 | UT9211M | 4 | UT9211M | 3 | UT9212M | 4 | UT9212M |
| | | | | 2 | UT9221M | 1 | UT9221M | 2 | UT9221M | 1 | UT9221M |

VIP AUDIO ONLY FLUSH

| Kit | 1 BUTTON | Kit | 2 BUTTON | Kit | 3 BUTTON | Kit | 4 BUTTON | Kit | 6 BUTTON | Kit | 8 BUTTON |
|-----|----------|-----|----------|-----|----------|-----|----------|-----|----------|-----|----------|
| 1 | UT8010 | 1 | UT8010 | 1 | UT8010 | 1 | UT8010 | 1 | UT8010 | 1 | UT8010 |
| 1 | 3110/1A | 1 | 3110/1A | 1 | UT9200 | 1 | UT9200 | 1 | UT9200 | 1 | UT9200 |
| 1 | UT9161 | 1 | UT9161 | 1 | 3110/1A | 1 | 3110/2A | 1 | 3110/2A | 1 | 3110/2A |
| 1 | UT9211M | 1 | UT9212M | 1 | UT9162 | 1 | UT9162 | 1 | UT9162 | 1 | UT9162 |
| | | | | 3 | UT9211M | 4 | UT9211M | 3 | UT9212M | 4 | UT9212M |
| | | | | 2 | UT9221M | 1 | UT9221M | 2 | UT9221M | 1 | UT9221M |



Vandalcom KITS

VIDEO

| ART. | 3159/1 | 3159/2 | 3159/3 | 3160/1 | 3160/2 | 3160/3 | 3268S/0 | 3268S/1 | 3268S/2 |
|-------|--------|--------|--------|--------|--------|--------|---------|---------|---------|
| VVDS | | | 1 | | | | 1 | | |
| VV1S | 1 | | | | | | | 1 | |
| VV2S | 1 | | | | | | | | 1 |
| VV4S | | 1 | | | | | 1 | | |
| VV6S | | 1 | | | | | | | 1 |
| VV8S | | | 1 | | | | 1 | | |
| VV10S | | | 1 | | | | | | 1 |
| VVDF | | | 1 | | | | 1 | | |
| VV1F | | | | 1 | | | | 1 | |
| VV2F | | | | 1 | | | | | 1 |
| VV4F | | | | | 1 | | 1 | | |
| VV6F | | | | | 1 | | | | 1 |
| VV8F | | | | | | 1 | 1 | | |
| VV10F | | | | | | 1 | | | 1 |

AUDIO

| ART. | 3159/1 | 3159/2 | 3159/3 | 3160/1 | 3160/2 | 3160/3 | 3262S/0 | 3262S/1 | 3262S/2 |
|-------|--------|--------|--------|--------|--------|--------|---------|---------|---------|
| VADS | | | 1 | | | | 1 | | |
| VA1S | 1 | | | | | | | 1 | |
| VA2S | 1 | | | | | | | | 1 |
| VA4S | | 1 | | | | | 1 | | |
| VA6S | | 1 | | | | | | | 1 |
| VA8S | | | 1 | | | | 1 | | |
| VA10S | | | 1 | | | | | | 1 |
| VADF | | | 1 | | | | 1 | | |
| VA1F | | | | 1 | | | | 1 | |
| VA2F | | | | 1 | | | | | 1 |
| VA4F | | | | | 1 | | 1 | | |
| VA6F | | | | | 1 | | | | 1 |
| VA8F | | | | | | 1 | 1 | | |
| VA10F | | | | | | 1 | | | 1 |

COLLECTIVE SYSTEMS



| | 4680C | 1595 | 3070S | 3072S | 3064S | 3161/1 | 3161/2 | 3161/3 |
|--|-------|------|-------|-------|-------|--------|--------|--------|
| | 1 | 1 | 1 | 1 | | | | 1 |
| | 1 | 1 | | | | 1 | | |
| | 1 | 1 | | | | 1 | | |
| | 1 | 1 | | | 1 | | 1 | |
| | 1 | 1 | | | 1 | | 1 | |
| | 1 | 1 | | | 2 | | | 1 |
| | 1 | 1 | | | 2 | | | 1 |
| | 1 | 1 | 1 | 1 | | | | 1 |
| | 1 | 1 | | | | 1 | | |
| | 1 | 1 | | | | 1 | | |
| | 1 | 1 | | | 1 | | 1 | |
| | 1 | 1 | | | 1 | | 1 | |
| | 1 | 1 | | | 2 | | | 1 |
| | 1 | 1 | | | 2 | | | 1 |

| | 1622 | 1595 | 3070S | 3072S | 3064S | 3161/1 | 3161/2 | 3161/3 |
|--|------|------|-------|-------|-------|--------|--------|--------|
| | 1 | 1 | 1 | 1 | | | | 1 |
| | 1 | 1 | | | | 1 | | |
| | 1 | 1 | | | | 1 | | |
| | 1 | 1 | | | 1 | | 1 | |
| | 1 | 1 | | | 1 | | 1 | |
| | 1 | 1 | | | 2 | | | 1 |
| | 1 | 1 | | | 2 | | | 1 |
| | 1 | 1 | 1 | 1 | | | | 1 |
| | 1 | 1 | | | | 1 | | |
| | 1 | 1 | | | | 1 | | |
| | 1 | 1 | | | 1 | | 1 | |
| | 1 | 1 | | | 1 | | 1 | |
| | 1 | 1 | | | 2 | | | 1 |
| | 1 | 1 | | | 2 | | | 1 |

PRODUCT CATALOG

GUIDE TO VIDEO ENTRY TECHNOLOGY

VIDEO ENTRY TECHNOLOGY







49




MULTI-TENANT SOLUTIONS

GUIDE TO VIDEO ENTRY TECHNOLOGY

INTERNAL UNITS - 2-WIRE RANGE

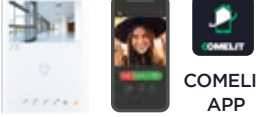





| |  |  |  |  | |
|--------------------------------|---|---|---|---|--|
| | MAXI | ICONA | MINI | MINI HANDSFREE | |
| PRODUCT CODE | 6801W | 6601W | 6701W | 6721W | |
| FURTHER INFORMATION | Page 76 | Page 78 | Page 80 | Page 82 | |
| TYPE (INTERNAL UNIT) | Door entry monitor | Door entry monitor | Door entry monitor | Door entry monitor | |
| AUDIO | Handsfree | Handsfree | Handset | Handsfree | |
| MONITOR | LCD 7" 16:9 | LCD 4,3" 16:9 | LCD 4,3" 16:9 | LCD 4,3" 16:9 | |
| DIMENSIONS (LxHxP INCH) | 8.78 x 4.88 x 0.98 | 5.6 x 5.7 x 0.9 | 6.89 x 6.3 x 0.87 | 4.53 x 6.3 x 0.87 | |
| INSTALLATION (PRODUCTS) | Flush-mount (6817 box) Wall-mount (6820 support) Desk base (6812) | Flush-mount (6117 box) Wall-mount (6620 support) Desk base (6612A) | Wall-mount Desk base (6712A) | Wall-mount Desk base (6732A) | |
| BUTTONS | 14 | 9 | 4 | 5 | |
| VERSIONS | White | White | White | White | |




EXTERNAL UNITS - 2-WIRE RANGE

| |  |  |  | |
|--|---|--|---|--|
| | ULTRA | ZONE6 TOUCH | SWITCH | |
| PRODUCT CODE | UMVTS / UVMTF | 3453S (TOUCH) | - | |
| FURTHER INFORMATION | Page 90 | Page 104 | Page 108 | |
| TYPE (EXTERNAL UNIT) | Modular | Complete unit | Complete unit | |
| MATERIAL | ABS, Plastic, Aluminum | AISI 316 stainless steel, 0.12 inch thick | Stainless steel, 0.10 inch thick | |
| IK VANDAL RESISTANCE RATING | IK08 | IK08 | IK08 | |
| WEATHER RESISTANCE | IP65 | IP54 | IP54 | |
| DISPLAY DIMENSIONS (LxHxP INCH) | 4.95 x 12.5 x 2.2 | 7.17 x 13.46 x 0.12 | - | |
| INSTALLATION (PRODUCTS) | Flush-mount / Wall-mount | Flush-mount / Wall-mount | Flush-mount / Wall-mount | |
| CALL BUTTONS | - | - | From 1 to 33 | |
| VERSIONS | Analog Digital | Analog Digital | Analog | |

2-WIRE RANGE



|     |  |  |
|--|---|---|
| MINI HANDSFREE WIFI | MINI AUDIO | MINI AUDIO HANDSFREE |
| 6741W | 2708W/A - 2738W/A - 2719W | 6750W - 6751W - 6751W/U |
| Page 82 | Page 84 | Page 86 |
| Door entry monitor | Door entry phone | Door entry phone |
| Handsfree | Handset | Handsfree |
| LCD 4,3" 16:9 | - | - |
| 4.53 x 6.3 x 0.87 | 4.06 x 7.48 x 1.18 | 4.13 x 4.13 x 0.79 |
| Wall-mount Desk base (6732A) | Wall-mount Desk base (2742W) | Wall-mount |
| 5 | 2 and 5 | 5 |
| White | White | White |

|  |  |  |
|---|---|---|
| VANDALCOM | QUADRA | CIAO |
| - | 4893M | - |
| Page 118 | Page 126 | Page 128 |
| Modular | Complete unit | Modular |
| Anti-vandal stainless steel | Die-cast aluminum | Technopolymers |
| IK10 | IK08 | IK08 |
| IP54 | IP54 | IP54 |
| - | - | - |
| Flush-mount / Wall-mount | Wall-mount | Wall-mount |
| - | From 1 to 4 | From 1 to 72 |
| Analog Digital | Analog | Analog |

PRODUCT CATALOG

GUIDE TO VIDEO ENTRY TECHNOLOGY

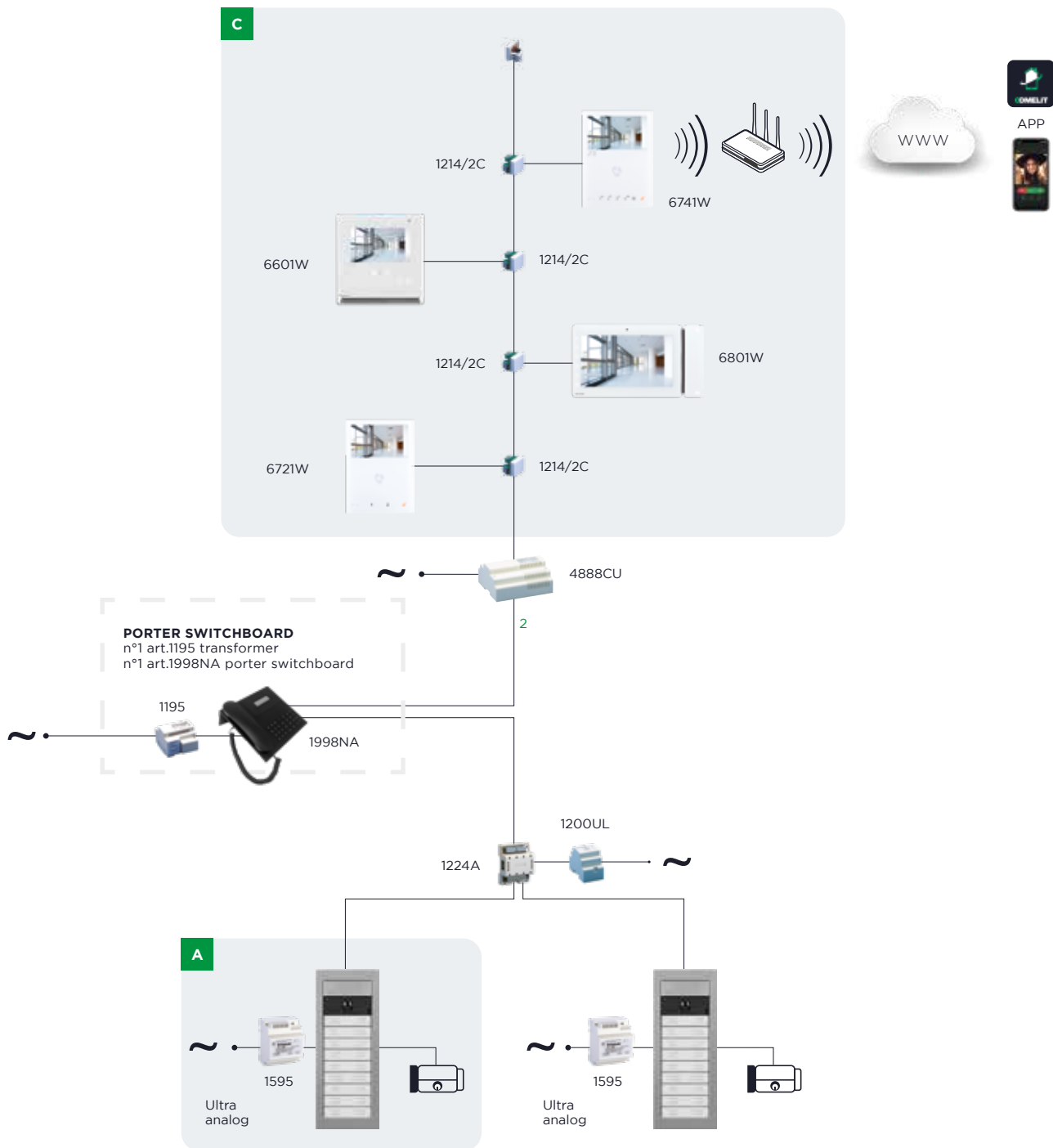
VIDEO ENTRY TECHNOLOGY



51

INSTALLATION LAYOUTS: VIDEO ENTRY PHONE SYSTEM COMPRISED OF N VIDEO EXTERNAL UNITS AND 1 AUDIO/VIDEO RISER

GUIDE TO VIDEO ENTRY TECHNOLOGY



2-WIRE: INSTALLATION DIAGRAMS

Lined area for drawing or notes.

PRODUCT CATALOG

GUIDE TO VIDEO ENTRY TECHNOLOGY

VIDEO ENTRY TECHNOLOGY
[Icon]
53

C H O O S I N G S T E P S

1 **2** **3** **4** **5**
● ● ● ● ●



THE VIP SYSTEM.

THE COMELIT VIP SYSTEM IS A TRUE AND UNLIMITED IP BASED INTERCOM SYSTEM. IT BREAKS AWAY FROM ALL OF THE RULES OF THE TRADITIONAL 2-WIRE INTERCOM AND HAS ENDLESS FEATURES FOR NEW CONSTRUCTION OR PROJECTS WITH NEW CABLING, IP IS THE WAY TO GO.

CAT5E OR CAT6 IS REQUIRED FOR THIS SYSTEM.

* CONTACT COMELIT TO INQUIRE ABOUT SYSTEM LIMITATIONS.

STEP 1 CHOOSE YOUR ENTRY PANEL

PRODUCT CATALOG

GUIDE TO VIDEO ENTRY TECHNOLOGY

VIDEO ENTRY TECHNOLOGY



3ONE6 TOUCH

MORE INFORMATION AT PAGE 104.

Perfect for large buildings with many tenants. It can display a QWERTY on screen keyboard for searching names or it can be configured to have on screen virtual push buttons.

PARTS NEEDED

- 1X 3454HD/A
- 1X 1596B

OPTIONAL

- 3462/6 (SURFACE BOX)



3ONE6 SENSE

MORE INFORMATION AT PAGE 104.

The digital directory is not a touch screen, but this panel has the same style and design as the 316 Touch. It is made with the same 316 steel.

PARTS NEEDED

- 1X 3452HD
- 1X 1596B

OPTIONAL

- 3462/6 (SURFACE BOX)



ULTRA DIGITAL VIDEO

MORE INFORMATION AT PAGE 90.

This is the most common entry panel used for multi-tenant applications. It is cost effective and is simple to use. It has a digital directory that can hold 400 names.

PARTS NEEDED

- 1X UMVDS-IP (SURFACE MOUNT)
- 1X UMVDF-IP (FLUSH MOUNT)



ULTRA TOUCH DIGITAL AUDIO

MORE INFORMATION AT PAGE 90.

This is the audio only entry panel used for multi-tenant applications. It is cost effective and is simple to use. It has a digital directory that can hold 400 names.

PARTS NEEDED

- 1X UMATS-IP (SURFACE MOUNT)
- 1X UMATF-IP (FLUSH MOUNT)



VANDALCOM DIGITAL VIDEO

MORE INFORMATION AT PAGE 118.

This is the most vandal resistant entry panel provided by Comelit. All parts are made of steel, meant to last in the toughest environments. It has a digital directory and keypad.

PARTS NEEDED

- 1X VVDS-IP (SURFACE MOUNT)
- 1X VVDF-IP (FLUSH MOUNT)



VANDALCOM DIGITAL AUDIO

MORE INFORMATION AT PAGE 118.

This is the most vandal resistant audio only entry panel provided by Comelit. All parts are made of steel, meant to last in the toughest environments. It has a digital directory and keypad.

PARTS NEEDED

- 1X VADS-IP (SURFACE MOUNT)
- 1X VADF-IP (FLUSH MOUNT)



CHOOSING STEPS



Ultra

PUSH BUTTON ENTRY PANEL

MORE INFORMATION AT PAGE 90.

1 BUTTON PANEL

PARTS NUMBERS
AUDIO/VIDEO
UMV1S-IP
(SURFACE MOUNT)

AUDIO
UMA1S-IP
(SURFACE MOUNT)



2 BUTTON PANEL

PARTS NUMBERS
AUDIO/VIDEO
UMV2S-IP
(SURFACE MOUNT)

AUDIO
UMA2S-IP
(SURFACE MOUNT)



3 BUTTON PANEL

PARTS NUMBERS
AUDIO/VIDEO
UMV2S-IP
(SURFACE MOUNT)

AUDIO
UMA3S-IP
(SURFACE MOUNT)



4 BUTTON PANEL

PARTS NUMBERS
AUDIO/VIDEO
UMV4S-IP
(SURFACE MOUNT)

AUDIO
UMA4S-IP
(SURFACE MOUNT)



6 BUTTON PANEL

PARTS NUMBERS
AUDIO/VIDEO
UMV6S-IP
(SURFACE MOUNT)

AUDIO
UMA6S-IP
(SURFACE MOUNT)



8 BUTTON PANEL

PARTS NUMBERS
AUDIO/VIDEO
UMV6S-IP
(SURFACE MOUNT)

AUDIO
UMA8S-IP
(SURFACE MOUNT)



The Ultra can be configured to have 1-100, or more, push buttons. These EZ-PACK kits make life easier when ordering, 1 part number gives you everything you need for one entry panel.

IF YOU NEED A CUSTOM SET UP, OR MORE THAN 8 PUSH BUTTONS, CONTACT COMELIT FOR ASSISTANCE.



Vandalcom

PUSH BUTTON ENTRY PANEL

MORE INFORMATION AT PAGE 118.

1 BUTTON PANEL

PARTS NUMBERS

AUDIO/VIDEO

VV1S-IP
(SURFACE MOUNT)
VV1F-IP
(FLUSH MOUNT)



AUDIO

VA1S-IP
(SURFACE MOUNT)
VA1F-IP
(FLUSH MOUNT)



2 BUTTON PANEL

PARTS NUMBERS

AUDIO/VIDEO

VV2S-IP
(SURFACE MOUNT)
VV2F-IP
(FLUSH MOUNT)



AUDIO

VA2S-IP
(SURFACE MOUNT)
VA2F-IP
(FLUSH MOUNT)



4 BUTTON PANEL

PARTS NUMBERS

AUDIO/VIDEO

VV4S-IP
(SURFACE MOUNT)
VV4F-IP
(FLUSH MOUNT)



AUDIO

VA4S-IP
(SURFACE MOUNT)
VA4F-IP
(FLUSH MOUNT)



6 BUTTON PANEL

PARTS NUMBERS

AUDIO/VIDEO

VV6S-IP
(SURFACE MOUNT)
VV6F-IP
(FLUSH MOUNT)



AUDIO

VA6S-IP
(SURFACE MOUNT)
VA6F-IP
(FLUSH MOUNT)



8 BUTTON PANEL

PARTS NUMBERS

AUDIO/VIDEO

VV8S-IP
(SURFACE MOUNT)
VV8F-IP
(FLUSH MOUNT)



AUDIO

VA8S-IP
(SURFACE MOUNT)
VA8F-IP
(FLUSH MOUNT)



10 BUTTON PANEL

PARTS NUMBERS

AUDIO/VIDEO

VV10S-IP
(SURFACE MOUNT)
VV10F-IP
(FLUSH MOUNT)



AUDIO

VA10S-IP
(SURFACE MOUNT)
VA10F-IP
(FLUSH MOUNT)



PRODUCT
CATALOG

GUIDE TO
VIDEO ENTRY
TECHNOLOGY

VIDEO ENTRY
TECHNOLOGY



57



STEP 2

CHOOSE YOUR APARTMENT STATION

MINI HANDSFREE WI-FI

MORE INFORMATION AT PAGE 82.

This monitor has the same features as the 6722W except this has the Comelit gateway built into this monitor. Non touch screen.



PARTS NEEDED
 6742W
 SURFACE MOUNT ONLY

MINI HANDSFREE

MORE INFORMATION AT PAGE 82.

This monitor meets basic needs and functions for a video intercom system. It has the ability to speak to the entry panels and call the concierge station. Non touch screen.



PARTS NEEDED
 6722W
 SURFACE MOUNT ONLY

APP FUNCTIONALITY AVAILABLE.

ICONA

MORE INFORMATION AT PAGE 78.

The Icona is all about style. It has the same functions as the 6721W but is also a full touch screen.

APP FUNCTIONALITY AVAILABLE.



PARTS NEEDED
 6602W (MONITOR)
 6620 (SURFACE BOX)

MAXI

MORE INFORMATION AT PAGE 76.

The Maxi has a large 7" * TOUCH SCREEN.

APP FUNCTIONALITY AVAILABLE.



PARTS NEEDED
 6802W (MONITOR)
 6820 (SURFACE BOX)

It has the same functions as the Icona.

EASYCOM AUDIO ONLY

MORE INFORMATION AT PAGE 88.

Audio only hands free only for VIP system. It can communicate with entry panels and concierge stations, also room to room.

APP FUNCTIONALITY AVAILABLE.



PARTS NEEDED
 6203W (WHITE)
 6203B (BLACK)
 SURFACE MOUNT ONLY

*APP ONLY

MORE INFORMATION AT PAGE 10.

APP ONLY IS AVAILABLE
 Use master licenses when quoting on step 5.

- 1 license per apartment is needed.
- Works with any vip entry panel
- Also has ability to dial phone numbers as a back up.



C H O O S I N G S T E P S

1 2 3 4 5
 ✓...✓...○...○...○

STEP 3

POE SWITCHES

While you may use your own poe switches, we can not guarantee the vip system will work properly on third party poe switches. Comelit switches are designed to be scaleable for any size of project.

To calculate how many poe switches (1440) and power supplies (1441) are needed, just follow this formula:

(DEVICE / 4) + 10 %

NUMBER OF ALL INTERCOM DEVICES ÷ 4 = THIS IS HOW MANY 1440 POE SWITCHES ARE NEEDED.

ADD ANOTHER 10% OF 1440 TO BETTER MANAGE THE WIRING THEN TAKE THAT NUMBER OF SWITCHES AND ÷ 6 = THIS IS HOW MANY 1441 POE SUPPLIES ARE NEEDED.

1441



1440



EXAMPLE

IF YOU HAVE 80 MONITORS AND 2 ENTRY PANELS **82 ÷ 4 = 21**

ADD ANOTHER 10% TO BETTER MANAGE THE WIRING **21 + 2 = 23**

YOU WILL NEED "23" 1440 POE SWITCHES

THEN **23 ÷ 6 = 4**

YOU WILL NEED "4" 1441 POWER SUPPLIES



C H O O S I N G S T E P S

1 2 3 4 5
✓...✓...✓...○...○



STEP 4

CONCIERGE PHONE (OPTIONAL)

PARTS NEEDED

1952N
ADD-ON: 1445H
(ONLY IF INTEGRATING AN
ANALOG CCTV CAMERA IN LOBBY)

MORE INFORMATION AT PAGE 145.



C H O O S I N G S T E P S

1 2 3 4 5
✓...✓...✓...✓...○

STEP 5

ADDING A GATEWAY FOR THE APPS



THE 1456B GATEWAY IS THE DEVICE THAT SUPPORTS REMOTE PROGRAMMING AND THE APP.

FIRST ADD THE PART: **1456B**

ALSO ADD 1441 IF NOT USING
COMELIT SWITCHES OR IF
QUOTING AN APP ONLY SYSTEM

EACH APARTMENT REQUIRES 1 LICENSE FOR APP CONNECTIVITY.
LICENSES ARE SOLD IN PACKS OF 1, 10, 50, 100 & 200 LICENSES.

If you are using a video monitor in the apartments use the slave licenses below

| | |
|-------------|----------------|
| 1456B/SE1 | 1 APARTMENT |
| 1456B/SE10 | 10 APARTMENTS |
| 1456B/SE50 | 50 APARTMENTS |
| 1456B/SE100 | 100 APARTMENTS |
| 1456B/SE200 | 200 APARTMENTS |

If you are using app only or audio only stations in the apartment, then use the master licenses below

| | |
|-------------|----------------|
| 1456B/ME1 | 1 APARTMENT |
| 1456B/ME10 | 10 APARTMENTS |
| 1456B/ME50 | 50 APARTMENTS |
| 1456B/ME100 | 100 APARTMENTS |
| 1456B/ME200 | 200 APARTMENTS |

CONTACT COMELIT SALES FOR ASSISTANCE.

PRODUCT
CATALOG

GUIDE TO
VIDEO ENTRY
TECHNOLOGY

VIDEO ENTRY
TECHNOLOGY



61



Ultra KITS

2 WIRE AUDIO/VIDEO SURFACE

| 1 BUTTON | | 2 BUTTON | | 3 BUTTON | | 4 BUTTON | | 6 BUTTON | | 8 BUTTON | |
|----------|---------|----------|---------|----------|---------|----------|---------|----------|---------|----------|---------|
| Kit | UMVIS | Kit | UMV2S | Kit | UMV3S | Kit | UMV4S | Kit | UMV6S | Kit | UMV8S |
| 1 | UT1020 | 1 | UT1020 | 1 | UT1020 | 1 | UT1020 | 1 | UT1020 | 1 | UT1020 |
| 1 | 1595 | 1 | 1595 | 1 | 1595 | 1 | 1595 | 1 | 1595 | 1 | 1595 |
| 1 | UT9171 | 1 | UT9171 | 1 | UT9200 | 1 | UT9200 | 1 | UT9200 | 1 | UT9200 |
| 1 | UT9211M | 1 | UT9212M | 1 | UT9172 | 1 | UT9172 | 1 | UT9172 | 1 | UT9172 |
| | | | | 3 | UT9211M | 4 | UT9211M | 3 | UT9212M | 4 | UT9212M |
| | | | | 2 | UT9221M | 1 | UT9221M | 2 | UT9221M | 1 | UT9221M |

2 WIRE AUDIO/VIDEO FLUSH

| Kit | UMV1F | Kit | UMV2F | Kit | UMV3F | Kit | UMV4F | Kit | UMV6F | Kit | UMV8F |
|-----|---------|-----|---------|-----|---------|-----|---------|-----|---------|-----|---------|
| 1 | UT1020 | 1 | UT1020 | 1 | UT1020 | 1 | UT1020 | 1 | UT1020 | 1 | UT1020 |
| 1 | 1595 | 1 | 1595 | 1 | 1595 | 1 | 1595 | 1 | 1595 | 1 | 1595 |
| 1 | 3110/1A | 1 | 3110/1A | 1 | UT9200 | 1 | UT9200 | 1 | UT9200 | 1 | UT9200 |
| 1 | UT9161 | 1 | UT9161 | 1 | 3110/2A | 1 | 3110/2A | 1 | 3110/2A | 1 | 3110/2A |
| 1 | UT9211M | 1 | UT9212M | 1 | UT9162 | 1 | UT9162 | 1 | UT9162 | 1 | UT9162 |
| | | | | 3 | UT9211M | 4 | UT9211M | 3 | UT9212M | 4 | UT9212M |
| | | | | 2 | UT9221M | 1 | UT9221M | 2 | UT9221M | 1 | UT9221M |



VIP AUDIO ONLY SURFACE

| 1 BUTTON | | 2 BUTTON | | 3 BUTTON | | 4 BUTTON | | 6 BUTTON | | 8 BUTTON | |
|----------|----------|----------|----------|----------|----------|----------|----------|----------|----------|----------|----------|
| Kit | UMA1S-IP | Kit | UMA2S-IP | Kit | UMA3S-IP | Kit | UMA4S-IP | Kit | UMA6S-IP | Kit | UMA8S-IP |
| 1 | UT8010 | 1 | UT8010 | 1 | UT8010 | 1 | UT8010 | 1 | UT8010 | 1 | UT8010 |
| 1 | UT9171 | 1 | UT9171 | 1 | UT9200 | 1 | UT9200 | 1 | UT9200 | 1 | UT9200 |
| 1 | UT9211M | 1 | UT9212M | 1 | UT9172 | 1 | UT9172 | 1 | UT9172 | 1 | UT9172 |
| | | | | 3 | UT9211M | 4 | UT9211M | 3 | UT9212M | 4 | UT9212M |
| | | | | 2 | UT9221M | 1 | UT9221M | 2 | UT9221M | 1 | UT9221M |

VIP AUDIO ONLY FLUSH

| Kit | 1 BUTTON | Kit | 2 BUTTON | Kit | 3 BUTTON | Kit | 4 BUTTON | Kit | 6 BUTTON | Kit | 8 BUTTON |
|-----|----------|-----|----------|-----|----------|-----|----------|-----|----------|-----|----------|
| 1 | UT8010 | 1 | UT8010 | 1 | UT8010 | 1 | UT8010 | 1 | UT8010 | 1 | UT8010 |
| 1 | 3110/1A | 1 | 3110/1A | 1 | UT9200 | 1 | UT9200 | 1 | UT9200 | 1 | UT9200 |
| 1 | UT9161 | 1 | UT9161 | 1 | 3110/1A | 1 | 3110/2A | 1 | 3110/2A | 1 | 3110/2A |
| 1 | UT9211M | 1 | UT9212M | 1 | UT9162 | 1 | UT9162 | 1 | UT9162 | 1 | UT9162 |
| | | | | 3 | UT9211M | 4 | UT9211M | 3 | UT9212M | 4 | UT9212M |
| | | | | 2 | UT9221M | 1 | UT9221M | 2 | UT9221M | 1 | UT9221M |



Vandalcom KITS

VIDEO

| ART. | 3159/1 | 3159/2 | 3159/3 | 3160/1 | 3160/2 | 3160/3 | 3268S/0 | 3268S/1 | |
|----------|--------|--------|--------|--------|--------|--------|---------|---------|--|
| VVDS-IP | | | 1 | | | | 1 | | |
| VV1S-IP | 1 | | | | | | | 1 | |
| VV2S-IP | 1 | | | | | | | | |
| VV4S-IP | | 1 | | | | | 1 | | |
| VV6S-IP | | 1 | | | | | | | |
| VV8S-IP | | | 1 | | | | 1 | | |
| VV10S-IP | | | 1 | | | | | | |
| VVDF-IP | | | 1 | | | | 1 | | |
| VV1F-IP | | | | 1 | | | | 1 | |
| VV2F-IP | | | | 1 | | | | | |
| VV4F-IP | | | | | 1 | | 1 | | |
| VV6F-IP | | | | | 1 | | | | |
| VV8F-IP | | | | | | 1 | 1 | | |
| VV10F-IP | | | | | | 1 | | | |

AUDIO

| ART. | 3159/1 | 3159/2 | 3159/3 | 3160/1 | 3160/2 | 3160/3 | 3262S/0 | 3262S/1 | |
|----------|--------|--------|--------|--------|--------|--------|---------|---------|--|
| VADS-IP | | | 1 | | | | 1 | | |
| VA1S-IP | 1 | | | | | | | 1 | |
| VA2S-IP | 1 | | | | | | | | |
| VA4S-IP | | 1 | | | | | 1 | | |
| VA6S-IP | | 1 | | | | | | | |
| VA8S-IP | | | 1 | | | | 1 | | |
| VA10S-IP | | | 1 | | | | | | |
| VADF-IP | | | 1 | | | | 1 | | |
| VA1F-IP | | | | 1 | | | | 1 | |
| VA2F-IP | | | | 1 | | | | | |
| VA4F-IP | | | | | 1 | | 1 | | |
| VA6F-IP | | | | | 1 | | | | |
| VA8F-IP | | | | | | 1 | 1 | | |
| VA10F-IP | | | | | | 1 | | | |

COLLECTIVE SYSTEMS



PRODUCT CATALOG

GUIDE TO VIDEO ENTRY TECHNOLOGY

VIDEO ENTRY TECHNOLOGY



65

| | 3268S/2 | 4682HD | 3070S | 3072S | 3064S | 3161/1 | 3161/2 | 3161/3 |
|--|---------|--------|-------|-------|-------|--------|--------|--------|
| | | 1 | 1 | 1 | | | | 1 |
| | | 1 | | | | 1 | | |
| | 1 | 1 | | | | 1 | | |
| | | 1 | | | 1 | | 1 | |
| | 1 | 1 | | | 1 | | 1 | |
| | | 1 | | | 2 | | | 1 |
| | 1 | 1 | | | 2 | | | 1 |
| | | 1 | 1 | 1 | | | | 1 |
| | | 1 | | | | 1 | | |
| | 1 | 1 | | | | 1 | | |
| | | 1 | | | 1 | | 1 | |
| | 1 | 1 | | | 1 | | 1 | |
| | | 1 | | | 2 | | | 1 |
| | 1 | 1 | | | 2 | | | 1 |

| | 3262S/2 | 1682 | 3070S | 3072S | 3064S | 3161/1 | 3161/2 | 3161/3 |
|--|---------|------|-------|-------|-------|--------|--------|--------|
| | | 1 | 1 | 1 | | | | 1 |
| | | 1 | | | | 1 | | |
| | 1 | 1 | | | | 1 | | |
| | | 1 | | | 1 | | 1 | |
| | 1 | 1 | | | 1 | | 1 | |
| | | 1 | | | 2 | | | 1 |
| | 1 | 1 | | | 2 | | | 1 |
| | | 1 | 1 | 1 | | | | 1 |
| | | 1 | | | | 1 | | |
| | 1 | 1 | | | | 1 | | |
| | | 1 | | | 1 | | 1 | |
| | 1 | 1 | | | 1 | | 1 | |
| | | 1 | | | 2 | | | 1 |
| | 1 | 1 | | | 2 | | | 1 |

EZ MUG KITS

EZ-ULTRAMUG



| ART. | Q.TY | DESCRIPTION |
|---------|------|---|
| UT8090S | 1 | WALL-MNT COMPLETE VIDEO + TOUCH ULTRA ENT.PAN., VIP |
| 1456B | 1 | MULTI-USER GATEWAY |
| 1441 | 1 | IP (VIP) 110-230VAC/55VDC, 100W POWER SUPPLY UNIT |
| DIN12 | 2 | DIN RAIL |
| PC3 | 2 | POWER CORDS 1441 |



1441

* The licenses are sold separately.



EZ-316MUG



| ART. | Q.TY | DESCRIPTION |
|----------|------|---|
| 3454HD/A | 1 | 3ONE6 TOUCH |
| 1456B | 1 | MULTI-USER GATEWAY |
| 1596B | 1 | POWER SUPPLY 33VDC 60W 100-240VAC, PSE CERTIFIED |
| 1441 | 1 | IP (VIP) 110-230VAC/55VDC, 100W POWER SUPPLY UNIT |
| DIN12 | 2 | DIN RAIL |
| PC3 | 2 | POWER CORDS |



1441



1596B

* The licenses are sold separately.

PRODUCT CATALOG

GUIDE TO VIDEO ENTRY TECHNOLOGY

VIDEO ENTRY TECHNOLOGY



67

EZ-ULTRAPAC



| ART. | Q.TY | DESCRIPTION |
|-----------|------|---|
| UT8020 | 1 | IP (VIP) AUDIO/VIDEO MODULE |
| UT9211M | 1 | SINGLE METAL ULTRA BUTTON |
| UT9172 | 1 | WALL HOUSING FOR 2 ULTRA MODULES |
| UT9290M | 1 | ULTRA ACCESS CONTROL READER MODULE |
| 1441B | 1 | 30W VIP SYSTEM POWER SUPPLY UNIT |
| 1456 | 1 | MASTER APARTMENT GATEWAY FOR VIP SYSTEM |
| 909020110 | 1 | PAC ONEPROX GS3 LF MULLION READER |
| 909020115 | 1 | PAC GS3-MT ADMIN KIT |
| 909022117 | 1 | GS3 LF PANEL MOUNT READER |
| 909020250 | 1 | KEYPAC PROXIMITY KEY FOB, PACK OF 10 |
| 909037154 | 1 | BOXED PAC 512 DCI ACCESS CONTROLLER |




1441B

* The licenses are sold separately.




MULTI-TENANT SOLUTIONS

GUIDE TO VIDEO ENTRY TECHNOLOGY

INTERNAL UNITS - VIP RANGE

| |  |  |  |  | |
|-------------------------|---|---|---|---|--|
| | MAXI | ICONA | MINI | MINI HANDSFREE | |
| PRODUCT CODE | 6802W - 6802B - 6842W* | 6602W - 6602B | 6702W | 6722W - 6742W* | |
| FURTHER INFORMATION | Page 76 | Page 78 | Page 80 | Page 82 | |
| TYPE (INTERNAL UNIT) | Door entry monitor | Door entry monitor | Door entry monitor | Door entry monitor | |
| AUDIO | Handsfree | Handsfree | Handset | Handsfree | |
| MONITOR | Touch screen 7" 16:9 | Touch screen 4,3" 16:9 | LCD 4,3" 16:9 | LCD 4,3" 16:9 | |
| DIMENSIONS (LxHxP INCH) | 8.78 x 4.88 x 0.98 | 5.6 x 5.7 x 0.9 | 6.89 x 6.3 x 0.87 | 4.53 x 6.3 x 0.87 | |
| INSTALLATION (PRODUCTS) | Flush-mount (6817 box) Wall-mount (6820 support) Desk base (6812) | Flush-mount (6117 box) Wall-mount (6620 support) Desk base (6612A) | Wall-mount Desk base (6712V) | Wall-mount Desk base (6732V) | |
| BUTTONS | 8 | 15 | 4 (6733W 4 Additional)) | 8 | |
| VERSIONS | 6802W White 6802B Black 6842 White Wi-Fi | 6602W White 6602B Black | White | 6722 White 6742W White Wi-Fi | |

INTERNAL UNITS - VIP RANGE

| |  |  |  | |
|---------------------------------|---|--|---|--|
| | ULTRA | 3ONE6 | SWITCH | |
| PRODUCT CODE | - | 3454HD/A (TOUCH) | - | |
| FURTHER INFORMATION | Page 90 | Page 102 | Page 108 | |
| TYPE (EXTERNAL UNIT) | Modular | Complete unit | Complete unit | |
| MATERIAL | ABS, Plastic, Aluminum | AISI 316 stainless steel, 0.12 inch thick | Stainless steel, 0.10 inch thick | |
| IK VANDAL RESISTANCE RATING | IK08 | IK08 | IK08 | |
| WEATHER RESISTANCE | IP65 | IP54 | IP54 | |
| DISPLAY DIMENSIONS (LxHxP INCH) | - | 7.17 x 13.46 x 0.12 | - | |
| INSTALLATION | Flush-mount / Wall-mount | Flush-mount / Wall-mount | Flush-mount / Wall-mount | |
| CALL BUTTONS | - | - | From 1 to 33 | |
| VERSIONS | Analog Digital | Analog Digital | Analog | |



EASYCOM

6203W - 6203B

Page 88

Door entry phone

Handsfree

-

3.5 x 6.3 x 1.1

Wall-mount
Desk base (6212)

8

6203W White
6203B Black



**COMELIT
APP**

***REMOTE ANSWERING**



VANDALCOM

-

Page 118

Modular

Anti-vandal stainless steel

IK10

IP54

-

Flush-mount / Wall-mount

-

Analog
Digital



QUADRA

4899M

Page 126

Complete unit

Die-cast aluminum

IK08

IP54

-

Wall-mount

From 1 to 4

Analog



EMERGENCY

3460EA, 3460HEV,
3460HA, 3460HHV

Page 130

Complete unit

AISI 316 stainless steel,
0.12 inch thick

IK08

IP54

-

Flush-mount / Wall-mount
(3461)

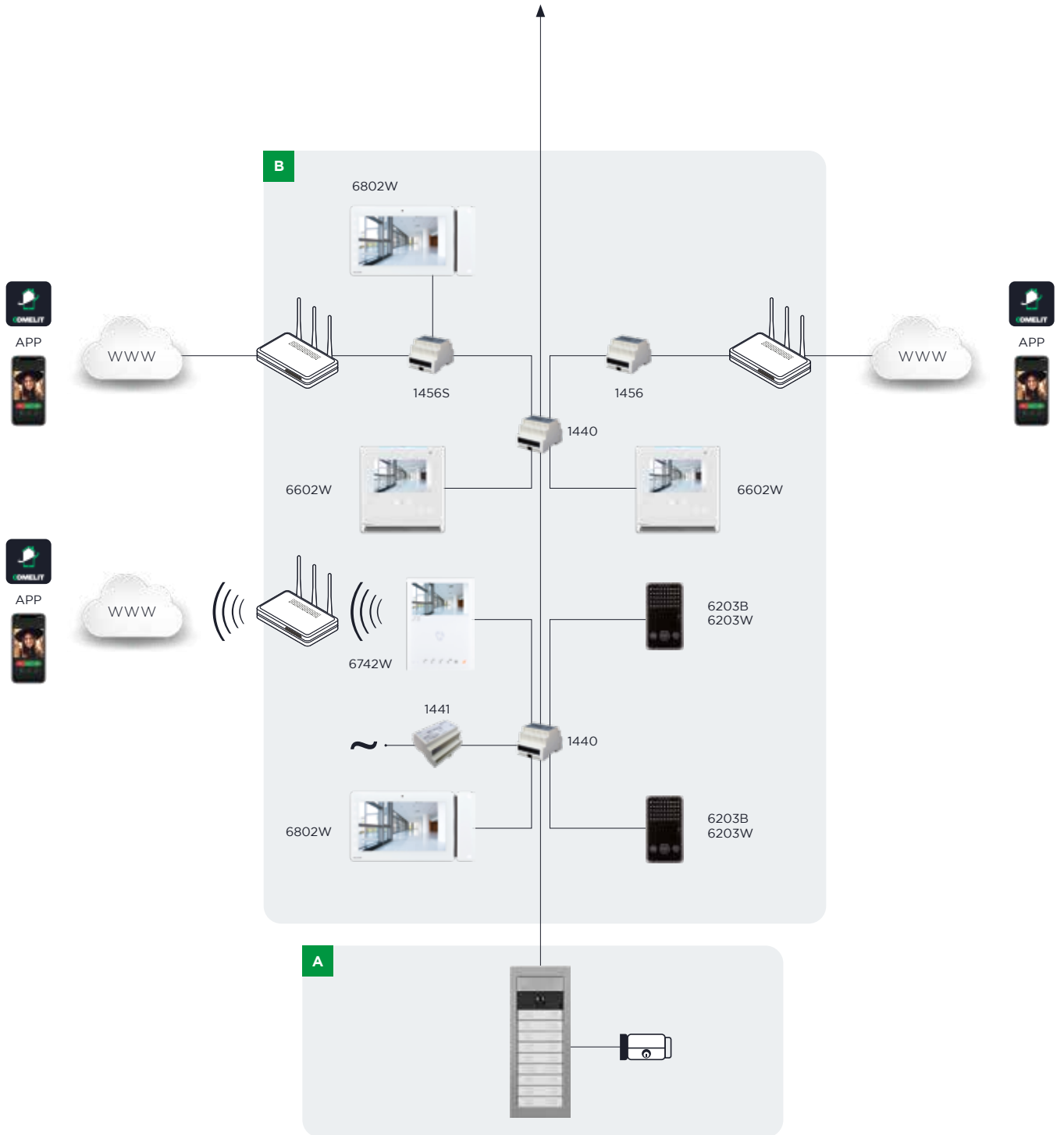
1

Analog



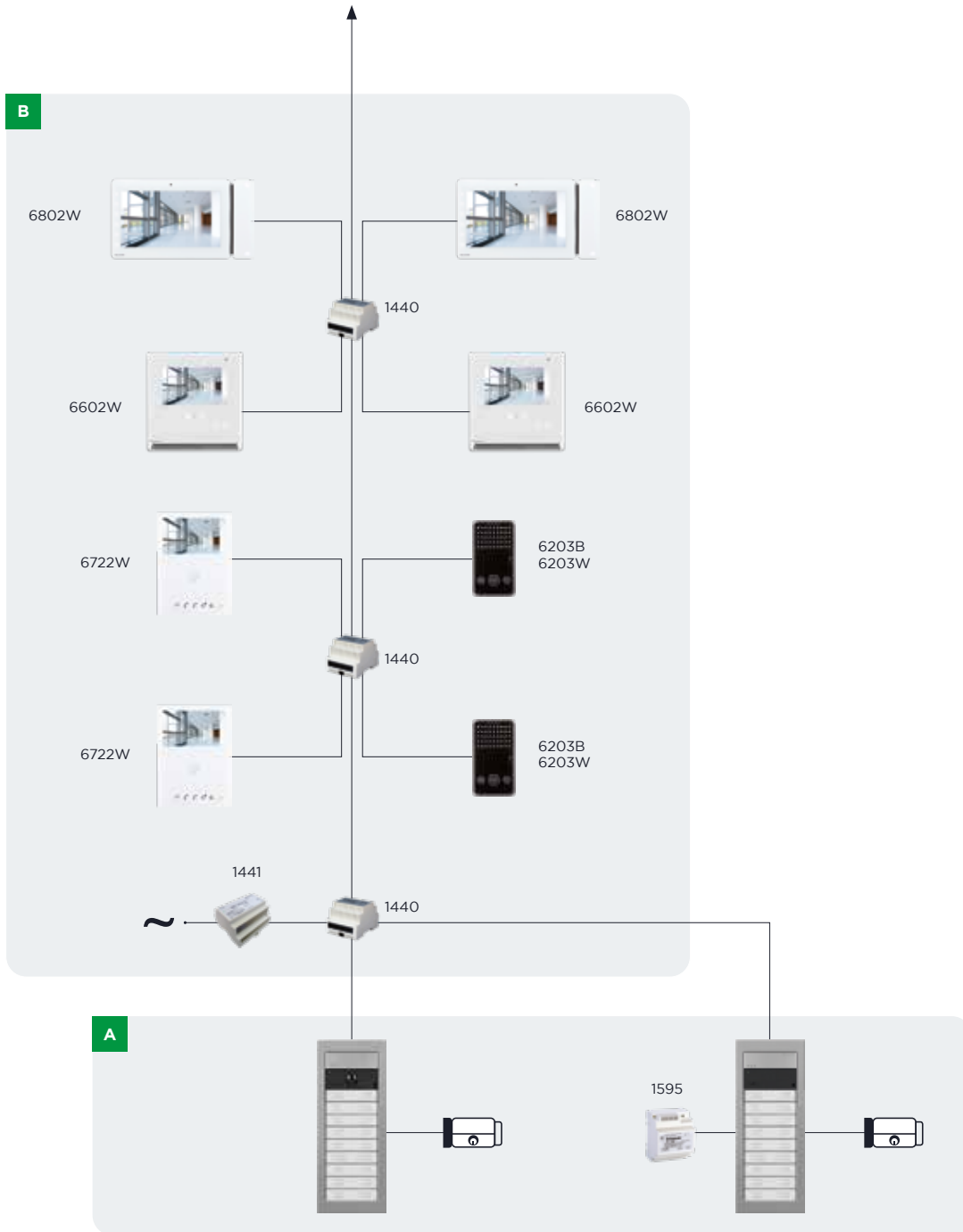
INSTALLATION LAYOUTS: VIDEO ENTRY PHONE SYSTEM CONSISTING OF 1 DIGITAL AUDIO/VIDEO INPUT AND 1 AUDIO/VIDEO RISER

GUIDE TO VIDEO ENTRY TECHNOLOGY



INSTALLATION LAYOUTS: VIDEO ENTRY PHONE SYSTEM CONSISTING OF 2 INPUTS: 1 AUDIO/VIDEO INPUT AND 1 AUDIO INPUT, 1 AUDIO/VIDEO RISER

GUIDE TO VIDEO ENTRY TECHNOLOGY



PRODUCT CATALOG

GUIDE TO VIDEO ENTRY TECHNOLOGY

VIDEO ENTRY TECHNOLOGY

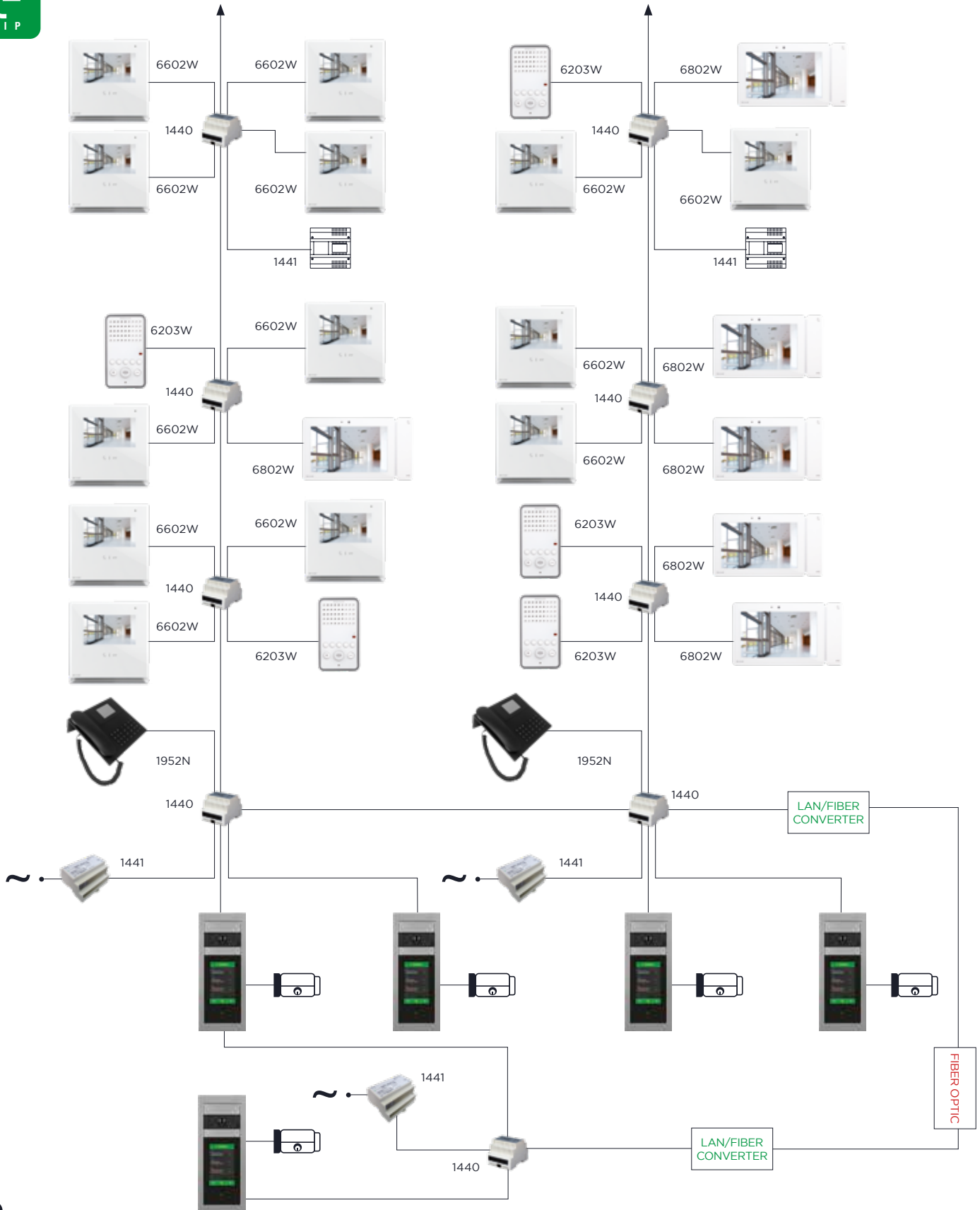


73



INSTALLATION LAYOUTS: VIDEO ENTRY PHONE SYSTEM CONSISTING OF 5 AUDIO/VIDEO INPUTS, 1 PORTER SWITCHBOARD. SYSTEM CAN BE EXPANDED WITH FIBRE OPTIC

GUIDE TO VIDEO ENTRY TECHNOLOGY

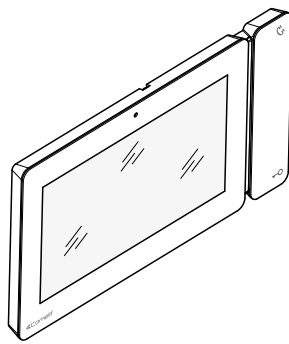


INTERNAL AUDIO/VIDEO UNITS

PRODUCT CATALOG

MAXI - 7" HANDSFREE DOOR ENTRY MONITOR

6801W 6802W 6802B 6842W 6813W



7-inch 16:9 screen. Shiny surface in transparent scratch-resistant polycarbonate. Edges with matt brushed metal finish. Just 0.47 inch thick. Maxi combines a stylish, minimal design with the utmost simplicity in terms of usage, through functions activated via sensitive touch technology and a touch-screen monitor featuring capacitive technology (ViP version). Available in semi-flush, surface-mount and desk base versions.

MUST ADD MOUNTING EQUIPMENT

8.78 x 4.88 x 0.98 (LxHxP INCH)

Installation systems



Technical Manual



AVAILABLE VERSIONS



WHITE
6801W
6802W
6842W
6813W



BLACK
6802B

ACCESSORIES



6817 FLUSH-MOUNTED BOX FOR MAXI MONITOR
Flush-mounted box in black ABS. Dimensions: 212x115x50mm



6820 S2 & VIP MAXI MONITOR WALL SUPPORT
Wall support for Maxi monitor in ABS UV resistant. White RAL 9003 colour.






6821 WALL-MOUNT SUPPORT FOR MAXI MANAGER/WITH ANDROID
Wall mount for Maxi Manager and Maxi with Android monitors in ABS UV resistant. White RAL 9003 colour. Dimensions (WxHxD): 216.4x117.5x16 mm.



6812 DESK BASE FOR MAXI MONITOR
Desk base for desktop conversion of Maxi monitor. Dimensions: 105x75x110mm.



FEATURES AND FUNCTIONS

| | 6801W | 6802W/6802B | 6842W  | 6813W   |
|---|---|---|---|---|
| GENERAL FEATURES | | | | |
| Product weight (oz) | 154 | 154 | 154 | 154 |
| Product colour | White RAL9003, grey base RAL7001 | White RAL9003, grey base RAL7001, black RAL9005 | White RAL9003, grey base RAL7001 | White RAL9003, grey base RAL7001 |
| Material | ABS, Glass | ABS, Glass | ABS, Glass | ABS, Glass |
| Flush-mounted | Yes, with special accessory | Yes, with special accessory | Yes, with special accessory | Yes, with special accessory |
| Wall-mounted | Yes, with special accessory | Yes, with special accessory | Yes, with special accessory | Yes, with special accessory |
| Desk base-mounted | Yes, with special accessory | Yes, with special accessory | Yes, with special accessory | Yes, with special accessory |
| COMPATIBLE SYSTEMS | | | | |
| Audio/Video Simplebus 2 with 4888CU power supply unit | Yes | - | - | - |
| Audio/Video Simplebus 2 with 1210 power supply unit | Yes | - | - | - |
| Kit Audio/video Simplebus 2 with 1209 power supply unit | Yes | - | - | - |
| VIP system | - | Yes | Yes | Yes |
| DISPLAY SPECIFICATIONS | | | | |
| Size (inches) | 7 | 7 | 7 | 7 |
| Aspect ratio | 16:9 | 16:9 | 16:9 | 16:9 |
| Resolution (HxV) | 800x480 | 800x480 | 800x480 | 1024x600 |
| On-screen menu (OSD) | - | Yes with resistive touchscreen | Yes with resistive touchscreen | Yes with resistive touchscreen |
| AUDIO SPECIFICATIONS | | | | |
| Type | Handsfree | Handsfree | Handsfree | Handsfree |
| Magnetic induction function | Yes (6801W/BM) | Yes | Yes | Yes |
| Microphone | Ø 0.2 inch omni-direction | Ø 0.2 inch omni-direction | Ø 0.2 inch omni-direction | 4mm (ø), omnidirectional |
| Loudspeaker | Ø 3.15 inch 80Ohm 1W | Ø 3.15 inch 80Ohm 1W | Ø 3.15 inch 80Ohm 1W | 80mm (ø), 80 ohm, 1W |
| Technologies implemented | Full-duplex | Full-duplex | Full-duplex | Full-duplex |
| ELECTRICAL SPECIFICATIONS | | | | |
| Type of power supply | Power supply from video door entry bus | PoE | PoE | PoE |
| Power supply voltage | 22-34VDC (bus) | - | - | - |
| POE power supply | - | Standard IEEE 802.3af, Comelit PoE (56VDC) | Standard IEEE 802.3af, Comelit PoE (56VDC) | Standard IEEE 802.3af, Comelit PoE (56VDC) |
| Absorption in stand-by (mA) | 36 | 33 | 50 | 87.5 |
| Maximum current absorption (mA) | 400 | - | - | 162.5 |
| HARDWARE SPECIFICATIONS | | | | |
| Type buttons | Capacitive | Capacitive | Capacitive | Capacitive |
| Service buttons | Lock-release, Answer, Silent (Privacy), Door open | Lock-release, Answer, Silent (Privacy), Menu, Messages, Door open | Lock-release, Answer, Silent (Privacy), Menu, Messages, Door open | Lock-release, Answer, Silent (Privacy), Menu, Messages, Door open |
| N° of programmable buttons for additional functions | 4 | 2 | 2 | 2 |
| Terminals | L L - + CFP1 CFP2 S+ S- IN1 IN2 | CFP1 IN1 AL PAN OUT1 S+ S- OV | CFP1 IN1 AL PAN OUT1 S+ S- OV | AI OV CFP Pan In4 Out1 S+ S- |
| Removable terminals | Yes | Yes | Yes | Yes |
| Number of inputs | 2 | 1 | 1 | 1 |
| Number of outputs | 1 | 1 | 1 | 1 |
| Memory card supported | - | Micro-SD (not supplied) | Micro-SD (not supplied) | Micro-SD (not supplied) |
| Communication ports | - | RJ45 (Ethernet) | RJ45 (Ethernet) | RJ45 (Ethernet) |
| ADJUSTMENTS | | | | |
| Loudspeaker volume | Yes | Yes | Yes | Yes |
| Ringtone volume | Yes | Yes | Yes | Yes |
| Microphone volume | Yes | Yes | Yes | - |
| Display brightness | Yes | Yes | Yes | - |
| Screen contrast | Yes | Yes | Yes | Yes |
| Screen colour | Yes | Yes | Yes | Yes |
| Display backlighting | - | Yes | Yes | - |
| NETWORK AND PROTOCOLS OF COMMUNICATION | | | | |
| Type of LAN | - | Ethernet 10/100 Mbit/s, IEEE 802.3, IEEE 802.3u (Fast Ethernet) | Ethernet 10/100 Mbit/s, IEEE 802.3, IEEE 802.3u (Fast Ethernet) | Ethernet 10/100 Mbit/s, IEEE 802.3, IEEE 802.3u (Fast Ethernet) |
| Type of Wi-Fi connection | - | - | IEEE 802.11 b/g/n, 2.4 Ghz, 13 canali | IEEE 802.11 b/g/n, 2.4 Ghz, 13 canali |
| Encryption method and supported authentication | - | - | Reti OPEN WPA-PSK, TKIP WPA2-PSK, AES WEP 64 bits (codes with 5 ASCII digits or 10 hexadecimal), WEP 128 bits (codes with 13 ASCII digits or 26 hexadecimal), Authentication WPS (supported for WPA2-PSK) | Reti OPEN WPA-PSK, TKIP WPA2-PSK, AES WEP 64 bits (codes with 5 ASCII digits or 10 hexadecimal), WEP 128 bits (codes with 13 ASCII digits or 26 hexadecimal), Authentication WPS (supported for WPA2-PSK) |
| IP address assignment | - | Auto IP, DHCP, Static | DHCP | - |
| IoT connection to Comelit Cloud | - | - | Yes | Yes |
| Firmware updating via Comelit Cloud | - | - | Yes | Yes |
| ENVIRONMENTAL AND CONFORMITY SPECIFICATIONS | | | | |
| IP protection rating | IP30 | IP30 | IP30 | IP30 |
| Operating temperature (°F) | 23 - 104 | 23 - 104 | 23 - 104 | 23 - 104 |
| RH max operating humidity (%) | 25 - 75 | 25 - 75 | 25 - 75 | 25 - 75 |
| Environmental class | I | I | I | I |
| Conformity and Certifications | RoHS II - 2011/65/UE (EN 50581:2012), EMC 2014/30/UE (EN 61000-6-1:2007, EN 61000-6-3:2007+A1:2011) | RoHS II - 2011/65/UE (EN 50581:2012), EMC 2014/30/UE (EN 61000-6-1:2007, EN 61000-6-3:2007+A1:2011) | RoHS II - 2011/65/UE (EN 50581:2012), RED 2014/53/UE (EN 60950-1:2006+A11:2009+A12:2010+A12:2011, +A2:2013, EN 62311:2008, EN 61000-6-1:2007, EN 61000-6-3:2007 + A1:2011, ETSI EN 301 489-1 V2.2.0, ETSI EN 301 489-17 V3.2.0, ETSI EN 300 328 V2.1.1) | RoHS II - 2011/65/UE (EN 50581:2012), RED 2014/53/UE (EN 60950-1:2006+A11:2009+A12:2010+A12:2011, +A2:2013, EN 62311:2008, EN 61000-6-1:2007, EN 61000-6-3:2007 + A1:2011, ETSI EN 301 489-1 V2.2.0, ETSI EN 301 489-17 V3.2.0, ETSI EN 300 328 V2.1.1) |
| MAIN FUNCTIONS | | | | |
| Compatible with Comelit app | - | - | Yes | Yes |
| Door lock release | Yes | Yes | Yes | Yes |
| Self-ignition | Yes | Yes | Yes | Yes |
| Intercom calls | Yes | Yes | Yes | Yes |
| Actuator control | Yes | Yes | Yes | Yes |
| Switchboard call | Yes | Yes | Yes | Yes |
| Input for floor door call | Yes | Yes | Yes | Yes |
| Output for call repetition | Yes | Yes | Yes | Yes |
| Silent mode (Privacy) | Yes | Yes | Yes | Yes |
| Video memory | - | Yes | Yes | Yes |
| Door opening upon call (Doctor) | Yes | Yes | Yes | Yes |
| Automatic answer (hands-free) | Yes | Yes | Yes | Yes |
| Door open alert | Yes | Yes | Yes | Yes |
| Call divert | Yes | Yes | Yes | - |
| Multiple addresses | Yes | - | - | - |
| Customisable ringtone | Yes | Yes | Yes | Yes |
| Date/time display | - | Yes | Yes | Yes |
| Alarm call transmission | Yes | Yes | Yes | Yes |
| Sending emails on event | - | Yes | Yes | - |
| Receipt of VIP messages | - | Yes | Yes | Yes |
| Function anti-burglary Vip | - | Yes | Yes | - |

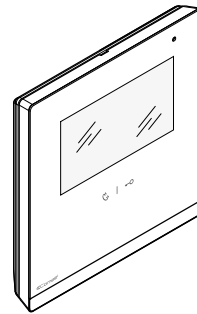


INTERNAL AUDIO/VIDEO UNITS

PRODUCT CATALOG

ICONA - 4.3" HANDSFREE DOOR ENTRY MONITOR

6601W 6602WK 6602W 6602B



5.6 x 5.7 x 0.9 (LxHxP INCH)

Colour monitor with 4.3" 16:9 touch screen, scratch-resistant polished surfaces in clear polycarbonate, edges with brushed metal finish. Equipped Sensitive Touch technology, with white backlit keys; second level functions can be viewed simply by swiping a finger across the screen.

MUST ADD MOUNTING EQUIPMENT

Installation systems



Technical Manual



AVAILABLE VERSIONS



WHITE
6601W
6602W
6602WK



BLACK
6602B

ACCESSORIES



6117 PLANUX, SMART, ICONA FLUSH BACKBOX
Flush mounted box for Planux, Smart and Icona monitors. Dimensions: 132x132x50 mm



6117/U FLUSH-MOUNTED BOX PLANUX SMART ICONA MONITORS. USA MARKET
Flush-mounted box for planux and smart monitor, suitable for fixing to beams or supports before masonry or plastering work. dimensions: 190x126x50.



6617 FLUSH-MOUNTED BOX FOR PLASTERBOARD. ICONA
Flush-mounting box allowing mounting of Icona series monitors on plasterboard and/or cement walls. Dimensions: 129x129x50 mm



6118 MAXI, PLANUX, SMART, ICONA CLIPS FOR DRYWALL



6620 WALL BRACKET FOR ICONA MONITOR
Wall bracket for Icona monitor. Colour: White. Dimensions: 136.6x141.6x13.8 mm.



6612A DESK BASE FOR ICONA MONITOR
Desk base installation accessory for Icona monitor. Dimensions 105x70x110 mm.

FEATURES AND FUNCTIONS

| | 6601W | 6602W | 6602B |
|---|---|---|---|
| GENERAL FEATURES | | | |
| Product weight (oz) | 154 | 154 | 154 |
| Product colour | White RAL9003, grey base RAL7001 | White RAL9003, grey base RAL7001 | Black RAL9005, grey base RAL7001 |
| Material | ABS, Glass | ABS, Glass | ABS, Glass |
| Flush-mounted | Yes, with special accessory | Yes, with special accessory | Yes, with special accessory |
| Wall-mounted | Yes, with special accessory | Yes, with special accessory | Yes, with special accessory |
| Desk base-mounted | Yes, with special accessory | Yes, with special accessory | Yes, with special accessory |
| COMPATIBLE SYSTEMS | | | |
| Audio/Video Simplebus 2 with 4888CU power supply unit | Yes | - | - |
| Audio/video Simplebus 2 with 1210 power supply unit | Yes | - | - |
| Kit Audio/video Simplebus 2 with 1209 power supply unit | Yes | - | - |
| ViP system | - | Yes | Yes |
| DISPLAY SPECIFICATIONS | | | |
| Size (Inches) | 4,3 | 4,3 | 4,3 |
| Aspect ratio | 16:9 | 16:9 | 16:9 |
| Resolution (HxV) | 480x272 | 480x272 | 480x272 |
| On-screen menu (OSD) | - | Yes with resistive touchscreen | Yes with resistive touchscreen |
| AUDIO SPECIFICATIONS | | | |
| Type | Handsfree | Handsfree | Handsfree |
| Magnetic induction function | Yes (6601W/BM) | Yes | Yes |
| Microphone | Ø 0.2 inch omni-direction | Ø 0.2 inch omni-direction | Ø 0.2 inch omni-direction |
| Loudspeaker | 40 (ø) x 20 (H) mm, 8 ohm, 2W | 40 (ø) x 20 (H) mm, 8 ohm, 2W | 40 (ø) x 20 (H) mm, 8 ohm, 2W |
| Technologies implemented | Full-duplex | Full-duplex | Full-duplex |
| ELECTRICAL SPECIFICATIONS | | | |
| Type of power supply | Power supply from video door entry bus | PoE | PoE |
| Power supply voltage | 22-34VDC (bus) | - | - |
| POE power supply | - | Standard IEEE 802.3af, Comelit PoE (56VDC) | Standard IEEE 802.3af, Comelit PoE (56VDC) |
| Absorption in standby (W) | - | 2,64 | 2,64 |
| Maximum current absorption (mA) | 400 | - | - |
| HARDWARE SPECIFICATIONS | | | |
| Type buttons | Capacitive | Capacitive | Capacitive |
| Service buttons | Lock-release, Answer, Silent (Privacy), Door open | Lock-release, Answer, Silent (Privacy), Menu, Messages, Door open | Lock-release, Answer, Silent (Privacy), Menu, Messages, Door open |
| N° of programmable buttons for additional functions | 5 | 3 | 3 |
| Terminals | L L - + CFP1 CFP2 S+ S- IN1 IN2 | OUT1 V- PAN AL V- CFP OP- OP+ S- S+ | OUT1 V- PAN AL V- CFP OP- OP+ S- S+ |
| Removable terminals | Yes | Yes | Yes |
| Number of inputs | 2 | 3 | 3 |
| Number of outputs | - | 1 | 1 |
| Memory card supported | - | Micro-SD (not supplied) | Micro-SD (not supplied) |
| Communication ports | - | RJ45 (Ethernet) | RJ45 (Ethernet) |
| ADJUSTMENTS | | | |
| Loudspeaker volume | Yes | Yes | Yes |
| Ringtone volume | Yes | Yes | Yes |
| Display brightness | Yes | Yes | Yes |
| Screen contrast | Yes | Yes | Yes |
| NETWORK AND PROTOCOLS OF COMMUNICATION | | | |
| Type of LAN | - | Ethernet 10/100 Mbit/s, IEEE 802.3, IEEE 802.3u (Fast Ethernet) | Ethernet 10/100 Mbit/s, IEEE 802.3, IEEE 802.3u (Fast Ethernet) |
| Type of Wi-Fi connection | - | Auto IP, DHCP, Static | Auto IP, DHCP, Static |
| ENVIRONMENTAL AND CONFORMITY SPECIFICATIONS | | | |
| IP protection rating | IP30 | IP30 | IP30 |
| Operating temperature (°F) | 23 - 104 | 23 - 104 | 23 - 104 |
| RH max operating humidity (%) | 25 - 75 | 25 - 75 | 25 - 75 |
| Environmental class | I | I | I |
| Conformity and Certifications | RoHS II - 2011/65/UE (EN 50581:2012), EMC 2014/30/UE (EN 61000-6-1:2007, EN 61000-6-3:2007+A1:2011) | RoHS II - 2011/65/UE (EN 50581:2012), EMC 2014/30/UE (EN 61000-6-1:2007, EN 61000-6-3:2007+A1:2011) | RoHS II - 2011/65/UE (EN 50581:2012), EMC 2014/30/UE (EN 61000-6-1:2007, EN 61000-6-3:2007+A1:2011) |
| MAIN FUNCTIONS | | | |
| Door lock release | Yes | Yes | Yes |
| Self-ignition | Yes | Yes | Yes |
| Intercom calls | Yes | Yes | Yes |
| Actuator control | Yes | Yes | Yes |
| Switchboard call | Yes | Yes | Yes |
| Input for floor door call | Yes | Yes | Yes |
| Output for call repetition | Yes | Yes | Yes |
| Silent mode (Privacy) | Yes | Yes | Yes |
| Video memory | - | Yes | Yes |
| Door opening upon call (Doctor) | Yes | Yes | Yes |
| Automatic answer (hands-free) | Yes | Yes | Yes |
| Door open alert | Yes | Yes | Yes |
| Multiple addresses | - | Yes | Yes |
| Customisable ringtone | Yes | Yes | Yes |
| Date/time display | - | Yes | Yes |
| Alarm call transmission | Yes | Yes | Yes |
| Receipt of ViP messages | - | Yes | Yes |

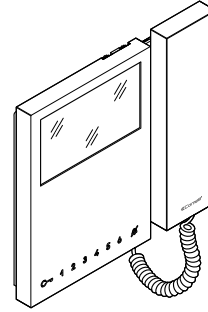


INTERNAL AUDIO/VIDEO UNITS

PRODUCT CATALOG

MINI - 4,3" DOOR ENTRY MONITOR WITH HANDSET

6701W 6702W



6.89 x 6.3 x 0.87 (LxHxP INCH)

4.3" 16:9 color monitor, with adjustment of contrast, brightness and ringtone volume, 4 touch sensitive buttons for door lock release, selfignition, auxiliary command (switchboard call) and privacy function (8 buttons on deluxe version). Available in black or white.

Installation systems



Technical Manual



ACCESSORIES



6711W

ADAPTER PLAQUE FOR MINI MONITOR W/ HANDSET. WHITE.

Mounting accessory for Mini Monitor when replacing Magis or Genius door entry monitors. Complete with backplate art. 6710. White. Dimensions: 300x270x3 mm.



6735W

ADD.BUTT. KIT FOR MINI MONITOR W/HANDSET, ViP

Accessory for conversion of Mini ViP series monitors Art 6702W into 7-button versions. Includes a 7-button faceplate and an electronic module for button activation, which can be installed quickly without the need to open the monitor casing.



6712A

DESK BASE FOR MINI SBC MONITOR WITH HANDSET

Desk base installation accessory for Mini monitor with handset in Simplebus 2 system.

6712V

DESK BASE FOR MINI MONITOR WITH HANDSET. ViP

Desk base for desktop conversion of ViP system Mini monitor with handset. Dimensions: 105x70x110 mm.

FEATURES AND FUNCTIONS

| | 6701W | 6702W |
|---|---|---|
| GENERAL FEATURES | | |
| Product weight (oz) | 143 | 143 |
| Product colour | White RAL9003 | White RAL9003 |
| Material | ABS | ABS |
| Wall-mounted | Yes | Yes |
| Desk base-mounted | Yes, with special accessory | Yes, with special accessory |
| COMPATIBLE SYSTEMS | | |
| Audio/Video Simplebus 2 with 4888CU power supply unit | Yes | - |
| Audio/video Simplebus 2 with 1210 power supply unit | Yes | - |
| Kit Audio/video Simplebus 2 with 1209 power supply unit | Yes | - |
| VIP system | - | Yes |
| DISPLAY SPECIFICATIONS | | |
| Size (inches) | 4,3 | 4,3 |
| Aspect ratio | 16:9 | 16:9 |
| Resolution (HxV) | 480x272 | 480x272 |
| On-screen menu (OSD) | - | Optional with art. 6735W |
| AUDIO SPECIFICATIONS | | |
| Type | Handset | Handset |
| Magnetic induction function | Yes (6701W/BM) | Yes |
| Microphone | Ø 0.2 inch omni-direction | Ø 0.2 inch omni-direction |
| Loudspeaker | 40 (ø) x 5.1 (H) mm, 100 ohm, 0.25W | 40 (ø) x 5.1 (H) mm, 100 ohm, 0.25W |
| ELECTRICAL SPECIFICATIONS | | |
| Type of power supply | Power supply from video door entry bus | PoE |
| Power supply voltage | 22 - 28 Vdc | 36 - 57 Vdc |
| POE power supply | - | Standard IEEE 802.3af, Comelit PoE (56VDC) |
| Absorption in stand-by (mA) | - | 30 |
| Maximum current absorption (mA) | 200 | - |
| HARDWARE SPECIFICATIONS | | |
| Type buttons | Capacitive | Capacitive |
| Service buttons | Lock-release, Silent (Privacy), Door open | Lock-release, Silent (Privacy), Door open |
| N° of programmable buttons for additional functions | 2 | 2 (5 with accessories or art. 6735W) |
| Terminals | L L CFP1 CFP2 | IN1 IN2 IN3 GND |
| Removable terminals | Yes | Yes |
| Number of inputs | - | 3 |
| Communication ports | - | RJ45 (Ethernet) |
| ADJUSTMENTS | | |
| Volume Loudspeaker | - | Yes |
| Ringtone volume | Yes | Yes |
| Display brightness | Yes | - |
| Screen colour | Yes | - |
| Display backlighting | - | Yes |
| Network and protocols of communication | | |
| Type of LAN | - | Ethernet 10/100 Mbit/s, IEEE 802.3, IEEE 802.3u (Fast Ethernet) |
| Type of Wi-Fi connection | - | Auto IP, DHCP, Static |
| ENVIRONMENTAL AND CONFORMITY SPECIFICATIONS | | |
| IP protection rating | IP30 | IP30 |
| Operating temperature (°F) | 23 - 104 | 23 - 104 |
| RH max operating humidity (%) | 25 - 75 | 25 - 75 |
| Environmental class | I | I |
| Conformity and Certifications | RoHS II - 2011/65/UE (EN 50581:2012), EMC 2014/30/UE (EN 61000-6-1:2007, EN 61000-6-3:2007+A1:2011) | RoHS II - 2011/65/UE (EN 50581:2012), EMC 2014/30/UE (EN 61000-6-1:2007, EN 61000-6-3:2007+A1:2011) |
| MAIN FUNCTIONS | | |
| Door lock release | Yes | Yes |
| Self-ignition | Yes | Yes |
| Intercom calls | Yes | Yes |
| Actuator control | Yes | Yes |
| Switchboard call | Yes | Yes |
| Input for floor door call | Yes | Yes |
| Silent mode (Privacy) | Yes | Yes |
| Video memory | - | Yes |
| Door opening upon call (Doctor) | Yes | Yes |
| Door open alert | Yes | Yes |
| Call divert | - | Yes |
| Multiple addresses | Yes | Yes |
| Customisable ringtone | Yes | Yes |
| Date/time display | - | Yes |
| Alarm call transmission | Yes | - |
| Sending emails on event | - | Yes |
| Receipt of VIP messages | - | Yes |
| Function anti-burglary Vip | - | Yes |

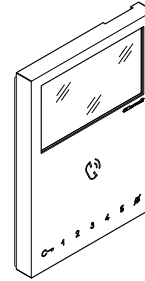


INTERNAL AUDIO/VIDEO UNITS

PRODUCT CATALOG

MINI HANDSFREE - 4,3" DOOR ENTRY MONITOR WITH HANDSFREE FUNCTION

6721W 6741W 6722W 6742W



4.53 x 6.3 x 0.87 (LxHxP INCH)

4:3" 16:9 color monitor, full-duplex audio, with adjustment of color, contrast, ringtone volume and melody customization. Available in white.



Installation systems



Technical Manual



AVAILABLE VERSIONS

| | | | | | |
|--|-----------------------|--|--------------------------------------|--|--|
| | WHITE 6721W | | WHITE VIP SYSTEM 6722W | | WHITE WI-FI 6741W 6742W |
|--|-----------------------|--|--------------------------------------|--|--|

ACCESSORIES

| | | |
|--|---------------|---|
| | 6711WV | ADAPTER PLATE FOR MINI HANDSFREE Adapter plate to finish the installation of the Mini Handsfree monitor in case of replacement of flush-mounted or wall-mounted Planux, Smart and Icona monitors. White color. Dimensions: 170x220x3 mm. |
| | 6734W | ADD. BUTTONS KIT HANDS-FREE MINI MONITOR, WHITE Accessory for conversion of the monitors of the Mini series Art 6721W and 6721W/BM into 8-button versions. Includes an 8-button faceplate and an electronic module for button activation, which can be installed quickly without the need to open the monitor casing. |
| | 6732A | DESK BASE FOR HANDS-FREE MINI MONITOR. S2 Desk base installation accessory for hands-free Mini monitor in Simplebus 2 system. |
| | 6732V | DESK BASE FOR MINI HF MONITOR. VIP Accessory for desk installation of the Mini hands-free monitor, VIP system. |



FEATURES AND FUNCTIONS

| | 6721W | 6741W | 6722W | 6742W |
|--|-------|-------|-------|-------|
|--|-------|-------|-------|-------|

GENERAL FEATURES

| | | | | |
|---------------------|-----------------------------|-----------------------------|-----------------------------|-----------------------------|
| Product weight (oz) | 117 | 119 | 117 | 119 |
| Product colour | White RAL9003 | White RAL9003 | White RAL9003 | White RAL9003 |
| Material | ABS | ABS | ABS | ABS |
| Wall-mounted | Yes | Yes | Yes | Yes |
| Desk base-mounted | Yes, with special accessory | Yes, with special accessory | Yes, with special accessory | Yes, with special accessory |

COMPATIBLE SYSTEMS

| | | | | |
|---|-----|-----|-----|-----|
| Audio/Video Simplebus 2 with 4888CU power supply unit | Yes | Yes | - | - |
| Audio/Video Simplebus 2 with 1210 power supply unit | Yes | Yes | - | - |
| Kit Audio/Video Simplebus 2 with 1209 power supply unit | Yes | Yes | - | - |
| ViP system | - | - | Yes | Yes |

DISPLAY SPECIFICATIONS

| | | | | |
|----------------------|---------|---------|---------|---------|
| Size (inches) | 4,3 | 4,3 | 4,3 | 4,3 |
| Aspect ratio | 16:9 | 16:9 | 16:9 | 16:9 |
| Resolution (pixels) | 480x272 | 480x272 | 480x272 | 480x272 |
| On-screen menu (OSD) | - | Yes | Yes | Yes |

AUDIO SPECIFICATIONS

| | | | | |
|-----------------------------|---------------------------|---------------------------|---------------------------|---------------------------|
| Type | Handsfree | Handsfree | Handsfree | Handsfree |
| Magnetic induction function | Yes (6721W/BM) | Yes (6741W/BM) | Yes | Yes |
| Microphone | Ø 0.2 inch omni-direction | Ø 0.2 inch omni-direction | Ø 0.2 inch omni-direction | Ø 0.2 inch omni-direction |
| Loudspeaker | 36mm (ø), 40 ohm, 1W | 36mm (ø), 40 ohm, 1W | 36mm (ø), 40 ohm, 1W | 36mm (ø), 40 ohm, 1W |

ELECTRICAL SPECIFICATIONS

| | | | | |
|---------------------------------------|--|---|--|--|
| Type of power supply | Power supply from video door entry bus | Power supply from video door entry bus | PoE | PoE |
| Power supply voltage | 22 - 28 Vdc (bus) | 22-34VDC (bus) | 36 - 57 Vdc | 36 - 57 Vdc |
| POE power supply | - | - | Standard IEEE 802.3af, Comelit PoE (56VDC) | Standard IEEE 802.3af, Comelit PoE (56VDC) |
| Absorption in stand-by (mA) | 2 | 3 - 3,5 (BUILDING mode) 45 - 70 (KIT mode) | 32 | 48 |
| Absorption in standby (W) in kit mode | - | 1,9 | - | - |
| Maximum current absorption (mA) | 325 | - | - | - |

HARDWARE SPECIFICATIONS

| | | | | |
|---|---|---|---|---|
| Type buttons | Capacitive | Capacitive | Capacitive | Capacitive |
| Service buttons | Lock-release, Answer, Silent (Privacy), Door open | Lock-release, Answer, Silent (Privacy), Menu, Messages, Door open | Lock-release, Answer, Silent (Privacy), Menu, Messages, Door open | Lock-release, Answer, Silent (Privacy), Menu, Messages, Door open |
| N° of programmable buttons for additional functions | 2 (5 with accessories Art. 6734W) | 4 | 4 | 4 |
| Terminals | L L CFP1 CFP2 | L L CFP1 CFP2 | -IN1 IN2 IN3 | -IN1 IN2 IN3 |
| Removable terminals | Yes | Yes | - | - |
| Number of inputs | - | - | 3 | 3 |
| Communication ports | - | - | RJ45 (Ethernet) | RJ45 (Ethernet) |

ADJUSTMENTS

| | | | | |
|--------------------|-----|-----|-----|-----|
| Volume Loudspeaker | Yes | Yes | Yes | Yes |
| Ringtone volume | Yes | Yes | Yes | Yes |
| Display brightness | Yes | Yes | Yes | Yes |
| Screen contrast | Yes | - | - | - |
| Screen colour | Yes | - | - | - |

NETWORK AND PROTOCOLS OF COMMUNICATION

| | | | | |
|--|---|--|---|--|
| Type of LAN | - | - | Ethernet 10/100 Mbit/s, IEEE 802.3, IEEE 802.3u (Fast Ethernet) | Ethernet 10/100 Mbit/s, IEEE 802.3, IEEE 802.3u (Fast Ethernet) |
| Type of Wi-Fi connection | - | IEEE 802.11 b/g/n, 2.4 Ghz, 13 channels | - | IEEE 802.11 b/g/n, 2.4 Ghz, 13 channels |
| Encryption method and supported authentication | - | TKIP WPA2-PSK, AES WEP 64 bits (codes with 5 ASCII digits or 10 hexadecimal), WEP 128 bits (codes with 13 ASCII digits or 26 hexadecimal), Authentication WPS (supported for WPA2-PSK) | - | Reti OPEN WPA-PSK, TKIP WPA2-PSK, AES WEP 64 bits (codes with 5 ASCII digits or 10 hexadecimal), WEP 128 bits (codes with 13 ASCII digits or 26 hexadecimal), Authentication WPS (supported for WPA2-PSK WPA2-PSK) |
| Type of Wi-Fi connection | - | DHCP | Auto IP, DHCP, Static | Auto IP, DHCP, Static |
| IoT connection to Comelit Cloud | - | Yes | - | Yes |
| Firmware updating via Comelit Cloud | - | Yes | - | Yes |

ENVIRONMENTAL AND CONFORMITY SPECIFICATIONS

| | | | | |
|-------------------------------|---|---|---|---|
| IP protection rating | IP30 | IP30 | IP30 | IP30 |
| Operating temperature (°F) | 41 - 104 | 41 - 104 | 41 - 104 | 41 - 104 |
| RH max operating humidity (%) | 25 - 75 | 25 - 75 | 25 - 75 | 25 - 75 |
| Environmental class | I | I | I | I |
| Conformity and Certifications | RoHS II - 2011/65/UE (EN 50581:2012), EMC 2014/30/UE (EN 61000-6-1:2007, EN 61000-6-3:2007+A1:2011) | RoHS II - 2011/65/UE (EN 50581:2012), RED 2014/53/UE (EN60950-1:2006+A11:2009+A1:2010+A12:2011, +A2:2013, EN62311:2008, EN 61000-6-1:2007, EN 61000-6-3:2007 + A1:2011, ETSI EN 301 489-1 V2.2.0, ETSI EN 301 489-17 V3.2.0, ETSI EN 300328 V2.1.1) | RoHS II - 2011/65/UE (EN 50581:2012), EMC 2014/30/UE (EN 61000-6-1:2007, EN 61000-6-3:2007+A1:2011) | RoHS II - 2011/65/UE (EN 50581:2012), RED 2014/53/UE (EN60950-1:2006+A11:2009+A1:2010+A12:2011, +A2:2013, EN62311:2008, EN 61000-6-1:2007, EN 61000-6-3:2007 + A1:2011, ETSI EN 301 489-1 V2.2.0, ETSI EN 301 489-17 V3.2.0, ETSI EN 300328 V2.1.1) |

MAIN FUNCTIONS

| | | | | |
|---------------------------------|-----|-----|-----|-----|
| Compatibility with Comelit App | - | Yes | - | Yes |
| Door lock release | Yes | Yes | Yes | Yes |
| Self-ignition | Yes | Yes | Yes | Yes |
| Intercom calls | Yes | Yes | Yes | Yes |
| Actuator control | Yes | Yes | Yes | Yes |
| Switchboard call | Yes | Yes | Yes | Yes |
| Input for floor door call | Yes | Yes | Yes | Yes |
| Silent mode (Privacy) | Yes | Yes | Yes | Yes |
| Video memory | - | Yes | Yes | Yes |
| Door opening upon call (Doctor) | Yes | Yes | Yes | Yes |
| Automatic answer (hands-free) | Yes | Yes | Yes | Yes |
| Door open alert | Yes | Yes | Yes | Yes |
| Call divert | - | - | Yes | Yes |
| Multiple addresses | Yes | Yes | Yes | Yes |
| Customisable ringtone | Yes | Yes | Yes | Yes |
| Date/time display | - | Yes | Yes | Yes |
| Alarm call transmission | Yes | Yes | Yes | Yes |
| Sending emails on event | - | - | Yes | Yes |
| Receipt of ViP messages | - | - | Yes | Yes |
| Function anti-burglary ViP | - | - | Yes | Yes |

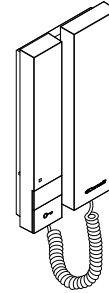


INTERNAL AUDIO UNITS

PRODUCT CATALOG

MINI AUDIO - DOOR ENTRY PHONE WITH HANDSET

2703U 2812W 2712W 2708W/A 2738W/A 2719W



4.06 x 7.48 x 1.18 (LxHxP INCH)

MINI AUDIO is available in wall-mounted and, with the relative accessory, table top versions. It offers multiple functions: dedicated lockrelease button and, depending on the model, supplementary buttons; call volume control and privacy function with red indicator light to signal that the function is activated.

Installation systems



Technical
Manual



AVAILABLE VERSIONS



**WHITE
2 BUTTONS**
2703U
2712W
2708W/A
2738W/A
2812W



**WHITE
5 BUTTONS**
2719W

ACCESSORIES



2742W

DESK BASE FOR MINI DOOR-ENTRY PHONE WITH HANDSET

Desk base for desktop conversion of MINI series door-entry phones. Complete with 1.5 m cable and connection coupling.

FEATURES AND FUNCTIONS

| | 2703U | 2708W/A | 2738W/A | 2812W | 2719W |
|--|-------|---------|---------|-------|-------|
|--|-------|---------|---------|-------|-------|

GENERAL FEATURES

| | | | | | |
|---------------------|-----------------------------|-----------------------------|-----------------------------|-----------------------------|-----------------------------|
| Product weight (oz) | 0.57 | 0.57 | 0.57 | 0.57 | 0.57 |
| Product colour | White RAL9003 | White RAL9003 | White RAL9003 | White RAL9003 | White RAL9003 |
| Material | ABS | ABS | ABS | ABS | ABS |
| Wall-mounted | Yes | Yes | Yes | Yes | Yes |
| Desk base-mounted | Yes, with special accessory | Yes, with special accessory | Yes, with special accessory | Yes, with special accessory | Yes, with special accessory |

COMPATIBLE SYSTEMS

| | | | | | |
|--------------------------------|-----|-----|-----|-----------------|-----|
| Audio/video Simplebus 2 system | - | - | Yes | - | Yes |
| Audio Simplebus 2 system | - | - | Yes | - | Yes |
| Audio Simplebus 1 system | - | Yes | - | - | Yes |
| Audio/video system kit | - | - | Yes | 2-wire Analogue | - |
| Traditional 4+N | Yes | - | - | - | - |

AUDIO SPECIFICATIONS

| | | | | | |
|-------------|-----------------------------------|-----------------------------------|-----------------------------------|-----------------------------------|-----------------------------------|
| Type | Handset | Handset | Handset | Handset | Handset |
| Microphone | Ø 0.38 x 0.27 inch | Ø 0.38 x 0.27 inch | Ø 0.38 x 0.27 inch | Ø 0.38 x 0.27 inch | Ø 0.38 x 0.27 inch |
| Loudspeaker | Ø 0.02 inch; Max Input Power 0.5W | Ø 0.02 inch; Max Input Power 0.5W | Ø 0.02 inch; Max Input Power 0.5W | Ø 0.02 inch; Max Input Power 0.5W | Ø 0.02 inch; Max Input Power 0.5W |

ELECTRICAL SPECIFICATIONS

| | | | | | |
|----------------------------------|----------|----------|----------|-------|----------|
| Power supply voltage | 15-16VDC | 20-28VDC | 22-35VDC | 12VAC | 22-35VDC |
| Absorption in standby (mA) | - | 0.7 | 0.7 | - | - |
| Maximum current consumption (mA) | 5,4 | 23 | 30 | - | - |

HARDWARE SPECIFICATIONS

| | | | | | |
|--------------------|-----------------|--------------------|--------------------|---------------------|------------------|
| Type buttons | Mechanical | Mechanical | Mechanical | Mechanical | Mechanical |
| Service buttons | 2 | (3 with art. 2735) | (3 with art. 2735) | 2 | 5 |
| Visual indications | Yes | Yes | Yes | Yes | Si |
| Terminals | A B C D E C2 P2 | L L CFP CFP | L L CFP CFP | 0 12 A B C P1 S- S+ | L L CFP CFP c4p4 |

ADJUSTMENTS

| | | | | | |
|--------------------|-----|-----|-----|-----|-----|
| Loudspeaker volume | Yes | Yes | Yes | Yes | Yes |
| Microphone volume | Yes | - | - | Yes | Yes |
| Ringtone volume | Yes | Yes | Yes | Yes | Yes |

ENVIRONMENTAL AND CONFORMITY SPECIFICATIONS

| | | | | | |
|-------------------------------|---|---|---|---|---|
| IP protection rating | IP30 | IP30 | IP30 | IP30 | IP30 |
| Operating temperature (°F) | 23 - 104 | 23 - 104 | 23 - 104 | 23 - 104 | 23 - 104 |
| RH max operating humidity (%) | 25 - 75 | 25 - 75 | 25 - 75 | 25 - 75 | 25 - 75 |
| Environmental class | I | I | I | I | I |
| Conformity and Certifications | RoHS II - 2011/65/UE (EN 50581:2012), EMC 2014/30/UE (EN 61000-6-1:2007, EN 61000-6-3:2007+A1:2011) | RoHS II - 2011/65/UE (EN 50581:2012), EMC 2014/30/UE (EN 61000-6-1:2007, EN 61000-6-3:2007+A1:2011) | RoHS II - 2011/65/UE (EN 50581:2012), EMC 2014/30/UE (EN 61000-6-1:2007, EN 61000-6-3:2007+A1:2011) | RoHS II - 2011/65/UE (EN 50581:2012), EMC 2014/30/UE (EN 61000-6-1:2007, EN 61000-6-3:2007+A1:2011) | RoHS II - 2011/65/UE (EN 50581:2012), EMC 2014/30/UE (EN 61000-6-1:2007, EN 61000-6-3:2007+A1:2011) |

MAIN FUNCTIONS

| | | | | | |
|---------------------------------|-----|----------------------|----------------------|-----|-----|
| Funzione Door lock release | Yes | Yes | Yes | - | Yes |
| Actuator control | - | Yes | Yes | - | Yes |
| Switchboard call | - | Yes | Yes | - | Yes |
| Priority call | - | - | - | - | Yes |
| Intercom calls | - | - | - | - | Yes |
| Selective intercom call | - | - | - | - | Yes |
| Silent mode (Privacy) | Yes | Yes | Yes | Yes | Yes |
| Door opening upon call (Doctor) | - | - | - | - | Yes |
| Call repetition | - | (yes with art. 2735) | (yes with art. 2735) | Yes | - |
| Floor door call | - | Yes | Yes | - | Yes |
| Electronic ringtone | Yes | Yes | Yes | Yes | Yes |
| Customisable ringtone | - | - | - | - | Yes |

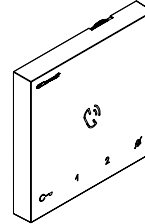


INTERNAL AUDIO UNITS

PRODUCT CATALOG

MINI AUDIO HANDSFREE, HANDSFREE DOOR ENTRY PHONE

6750W 6751W 6751W/U



4.13 x 4.13 x 0.79 (LxHxP INCH)

MINI series door-entry phone with full-duplex audio and integrated magnetic induction amplification system. It allows loudspeaker volume control and ringtone volume control, with choice of different melodies. Equipped with 5 touch sensitive buttons for audio key, lock-release, actuator control, switchboard call and privacy function, with door status indicator LED. Manages floor door calls as standard.

Installation systems



Technical Manual



AVAILABLE VERSIONS



**WHITE WITH
INDUCTION LOOP**
6750W



WHITE
6751W
6751W/U

ACCESSORIES



6754

ADAPTER PLATE FOR MINI HANDSFREE AUDIO
Adapter plate for Mini Handsfree audio.

| FEATURES AND FUNCTIONS | | |
|---|---|---|
| | 6750W | 6751W 6751W/U |
| GENERAL FEATURES | | |
| Product weight (oz) | 0.33 | 0.33 |
| Product colour | White | White |
| Material | Plastic, ABS | Plastic, ABS |
| Wall-mounted | Yes | Yes |
| Desk base-mounted | Yes, with special accessory | Yes, with special accessory |
| COMPATIBLE SYSTEMS | | |
| Audio/Video Simplebus 2 with 4888CU power supply unit | Yes | - |
| Kit Audio/video Simplebus 2 with 1209 power supply unit | Yes | - |
| Audio/video Simplebus 2 with 1210 power supply unit | Yes | - |
| Audio Simplebus 2 with 1210 power supply unit | Yes | Yes |
| AUDIO SPECIFICATIONS | | |
| Type | Handsfree | Handsfree |
| Magnetic induction function | Yes | - |
| Microphone | Ø 0.38 x 0.26 inch | Ø 0.38 x 0.26 inch |
| ELECTRICAL SPECIFICATIONS | | |
| Power supply voltage | 22-35VDC | 22-35VDC |
| Absorption in stand-by (mA) | 2 | 2 |
| Maximum current consumption (mA) | 130 | 130 |
| HARDWARE SPECIFICATIONS | | |
| Type of buttons | Capacitive | Capacitive |
| Service buttons | 5 | 5 |
| Terminals | L L CFP1 CFP2 | L L CFP1 CFP2 |
| Removable terminals | Yes | Yes |
| ADJUSTMENTS | | |
| Loudspeaker volume | Yes | Yes |
| Ringtone volume | Yes | Yes |
| ENVIRONMENTAL AND CONFORMITY SPECIFICATIONS | | |
| IP protection rating | IP30 | IP30 |
| Operating temperature (°F) | 23 - 104 | 23 - 104 |
| RH max operating humidity (%) | 25 - 75 | 25 - 75 |
| Environmental class | I | I |
| Conformity and Certifications | RoHS II - 2011/65/UE (EN 50581:2012), EMC 2014/30/UE (EN 61000-6-1:2007 , EN 61000-6-3:2007+A1:2011) | RoHS II - 2011/65/UE (EN 50581:2012), EMC 2014/30/UE (EN 61000-6-1:2007 , EN 61000-6-3:2007+A1:2011) |
| MAIN FUNCTIONS | | |
| Funzione Door lock release | Yes | Yes |
| Actuator control | Yes | Yes |
| Switchboard call | Yes | Yes |
| Priority call | Yes | Yes |
| Intercom calls | Yes | Yes |
| Selective intercom call | Yes | Yes |
| Silent mode (Privacy) | Yes | Yes |
| Door opening upon call (Doctor) | Yes | Yes |
| Floor door call | Yes | Yes |
| Electronic ringtone | Yes | Yes |
| Customisable ringtone | Yes | Yes |

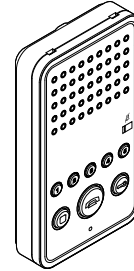


INTERNAL AUDIO UNITS

PRODUCT CATALOG

EASYCOM - HANDSFREE DOOR ENTRY PHONE

6203W 6203B



3.5 x 6.3 x 1.1 (LxHxP INCH)

EASYCOM is available in two versions: white and black with a silver colored frame. Both versions have blue keypad backlighting, call volume adjustment, privacy function, speaker volume adjustment and conversation privacy, 3 buttons for audio operation with LED status indicator, door lock-release control, and actuator control.

Installation systems



Technical Manual



AVAILABLE VERSIONS



**EASYCOM INTERCOM HF,
BLACK. VIP**
6203B



**EASYCOM INTERCOM HF,
WHITE. VIP**
6203W

ACCESSORIES



6212

DESK BASE FOR EASYCOM DOOR-ENTRY PHONE

Stainless steel desk base suitable for all Easycom door-entry phone versions.

| FEATURES AND FUNCTIONS | | |
|--|---|---|
| | 6203W | 6203B |
| GENERAL FEATURES | | |
| Product weight (oz) | 0.72 | 0.72 |
| Product colour | White RAL9016 | Black |
| Material | Plastic, ABS | Plastic, ABS |
| Flush-mounted | Yes | Yes |
| Wall-mounted | Yes | Yes |
| Desk base-mounted | Yes | Yes |
| COMPATIBLE SYSTEMS | | |
| ViP system | Yes | Yes |
| AUDIO SPECIFICATIONS | | |
| Type | Handsfree | Handsfree |
| Magnetic induction function | Yes | Yes |
| Microphone | Ø 0.38 x 0.38 inch omni-direction | Ø 0.38 x 0.38 inch omni-direction |
| ELECTRICAL SPECIFICATIONS | | |
| Type of power supply | PoE | PoE |
| Power supply voltage | 36 - 57 Vdc | 36 - 57 Vdc |
| HARDWARE SPECIFICATIONS | | |
| Number of standard buttons | 8 | 8 |
| Terminals | GND AL CFP S- S+ | GND AL CFP S- S+ |
| Communication ports | RJ45 (Ethernet) | RJ45 (Ethernet) |
| ADJUSTMENTS | | |
| Loudspeaker volume | Yes | Yes |
| Microphone volume | Yes | Yes |
| Ringtone volume | Yes | Yes |
| NETWORK AND PROTOCOLS OF COMMUNICATION | | |
| Type of Wi-Fi connection | Auto IP | Auto IP |
| ENVIRONMENTAL AND CONFORMITY SPECIFICATIONS | | |
| IP protection rating | IP30 | IP30 |
| Operating temperature (°F) | 41 - 104 | 41 - 104 |
| Environmental class | I | I |
| Conformity and Certifications | RoHS II - 2011/65/UE (EN 50581:2012), EMC 2014/30/UE (EN 61000-6-1:2007 , EN 61000-6-3:2007+A1:2011) | RoHS II - 2011/65/UE (EN 50581:2012), EMC 2014/30/UE (EN 61000-6-1:2007 , EN 61000-6-3:2007+A1:2011) |
| MAIN FUNCTIONS | | |
| Door lock release | Yes | Yes |
| Intercom calls | Yes | Yes |
| Actuator control | Yes | Yes |
| Switchboard call | Yes | Yes |
| Input for floor door call | Yes | Yes |
| Silent mode (Privacy) | Yes | Yes |
| Door opening upon call (Doctor) | Yes | Yes |
| Call repetition | Yes | Yes |
| Multiple addresses | Yes | Yes |
| Electronic ringtone | Yes | Yes |
| Customisable ringtone | Yes | Yes |



ULTRA - MODULAR ENTRANCE PANEL

CODES IN THE FOLLOWING TABLES



ULTRA VARIES ACCORDING TO THE COMPOSITION

ULTRA, the new and most technologically advanced entrance panel offering maximum ease of installation. This modular entrance panel features a modern design, created to adapt to a wide range of applications, from small to large complexes. Die-cast aluminium frames increase the entrance panel's resistance to atmospheric agents. Available in flush-mounting or surface-mounting versions (surface-mounting variant just 35 mm thick). Easy to install and configure, thanks to the smart programming of call buttons. Available in an audio and audio/video version with colour video camera. The buttons are made using professional-grade plastic given an anti-yellowing and anti-dulling treatment, or aluminium. Twilight sensor for automatic nameplate backlight switch-off during daytime hours. Ultra offers the highest degree of customisation also when it comes to blending in with its surroundings: this is why there are no less than three different colours available, including grey, a timeless classic, black for those who love elegance, and white for those seeking an entrance panel that stands out.

Installation systems



Technical Manual



AVAILABLE VERSIONS

| | | | | | | | |
|--|-----------------------------------|--|---|--|---|--|---|
| | EXAMPLE ANALOG AUDIO COMPOSITION | | EXAMPLE ANALOG AUDIO/VIDEO COMPOSITION | | EXAMPLE ANALOG AUDIO COMPOSITION | | EXAMPLE ANALOG AUDIO/VIDEO COMPOSITION |
| | EXAMPLE DIGITAL AUDIO COMPOSITION | | EXAMPLE DIGITAL AUDIO/VIDEO COMPOSITION | | EXAMPLE DIGITAL AUDIO/VIDEO COMPOSITION WHITE | | EXAMPLE DIGITAL AUDIO/VIDEO COMPOSITION BLACK |

FEATURES AND FUNCTIONS

GENERAL FEATURES

| | |
|---------------|------------------------------|
| Type | Modular |
| Material | ABS, Plastic, Aluminum alloy |
| Flush-mounted | Yes, with special accessory |
| Wall-mounted | Yes, with special accessory |

COMPATIBLE SYSTEMS

| | |
|---|-----|
| Audio/Video Simplebus 2 with 4888CU power supply unit | Yes |
| Audio/video Simplebus 2 with 1210 power supply unit | Yes |
| Kit audio/video Simplebus 2 with 1209 power supply unit | Yes |
| Audio Simplebus 2 with 1210 power supply unit | Yes |
| Audio Simplebus 1 | Yes |
| VIP | Yes |

HARDWARE SPECIFICATIONS

| | |
|---------------------|------------------|
| Call type | Buttons, Digital |
| Type buttons | Mechanical |
| Backlighting colour | White, Off |

ENVIRONMENTAL AND CONFORMITY SPECIFICATIONS

| | |
|----------------------------------|-----------|
| IP protection rating | IP65 |
| Anti-vandal IK protection rating | IK08 |
| Operating temperature (°F) | -13 - 131 |
| RH max operating humidity (%) | 25 - 95 |
| Environmental class | IV |

COMPONENTS



FLUSH-MOUNTED BOXES FOR ULTRA

| Code | Module | Dimensions |
|---------|--------|-----------------------|
| 3110/1A | 1 | 4.8 x 4.8 x 1.9 inch |
| 3110/2A | 2 | 4.8 x 8.3 x 1.9 inch |
| 3110/3A | 3 | 4.8 x 11.9 x 1.9 inch |
| 3110/4A | 4 | 4.8 x 15.4 x 1.9 inch |



ADAPTER FOR 3RD PARTY PLATES

| Code | Module | Dimensions |
|--------|--------|--------------------------|
| UT9331 | 1 | 5.43 x 5.91 x 1.46 inch |
| UT9332 | 2 | 5.43 x 9.48 x 1.46 inch |
| UT9333 | 3 | 5.43 x 13.05 x 1.46 inch |



FLUSH-MOUNTED FRAMES

| Code | Module | Dimensions |
|---------|--------|-----------------------|
| UT9161 | 1 | 4.9 x 5.3 x 1.4 inch |
| UT9161W | 1 | 4.9 x 5.3 x 1.4 inch |
| UT9161B | 1 | 4.9 x 5.3 x 1.4 inch |
| UT9162 | 2 | 4.9 x 8.9 x 1.4 inch |
| UT9162W | 2 | 4.9 x 8.9 x 1.4 inch |
| UT9162B | 2 | 4.9 x 8.9 x 1.4 inch |
| UT9163 | 3 | 4.9 x 12.5 x 1.4 inch |
| UT9163W | 3 | 4.9 x 12.5 x 1.4 inch |
| UT9163B | 3 | 4.9 x 12.5 x 1.4 inch |
| UT9164 | 4 | 4.9 x 16.1 x 1.4 inch |
| UT9164W | 4 | 4.9 x 16.1 x 1.4 inch |
| UT9164B | 4 | 4.9 x 16.1 x 1.4 inch |



ULTRA (CONT.)



RAIN SHIELD FOR FLUSH-MOUNTED FRAMES

| Code | Module | Dimensions |
|---------|--------|------------------------|
| UT9181 | 1 | 5.1 x 5.5 x 1.2 inch |
| UT9181W | 1 | 5.1 x 5.5 x 1.2 inch |
| UT9181B | 1 | 5.1 x 5.5 x 1.2 inch |
| UT9182 | 2 | 5.1 x 9.1 x 1.2 inch |
| UT9182W | 2 | 5.1 x 9.1 x 1.2 inch |
| UT9182B | 2 | 5.1 x 9.1 x 1.2 inch |
| UT9183 | 3 | 5.1 x 12.6 x 1.2 inch |
| UT9183W | 3 | 5.1 x 12.6 x 1.2 inch |
| UT9183B | 3 | 5.1 x 12.6 x 1.2 inch |
| UT9184 | 4 | 5.1 x 16.2 x 1.2 inch |
| UT9184W | 4 | 5.1 x 16.2 x 1.2 inch |
| UT9184B | 4 | 5.1 x 16.2 x 1.2 inch |
| UT9184H | 2X2 | 10.2 x 9.1 x 1.2 inch |
| UT9186 | 6 | 10.2 x 12.7 x 1.2 inch |
| UT9188 | 8 | 10.2 x 16.2 x 1.2 inch |
| UT9189 | 9 | 15.2 x 12.7 x 1.2 inch |



SURFACE-MOUNTED WALL HOUSINGS

| Code | Module | Dimensions |
|---------|--------|------------------------|
| UT9171 | 1 | 4.3 x 4.2 x 1.4 inch |
| UT9171W | 1 | 4.3 x 4.2 x 1.4 inch |
| UT9171B | 1 | 4.3 x 4.2 x 1.4 inch |
| UT9172 | 2 | 4.3 x 7.8 x 1.4 inch |
| UT9172W | 2 | 4.3 x 7.8 x 1.4 inch |
| UT9172B | 2 | 4.3 x 7.8 x 1.4 inch |
| UT9173 | 3 | 4.3 x 11.4 x 1.4 inch |
| UT9173W | 3 | 4.3 x 11.4 x 1.4 inch |
| UT9173B | 3 | 4.3 x 11.4 x 1.4 inch |
| UT9174 | 4 | 4.3 x 14.9 x 1.4 inch |
| UT9174W | 4 | 4.3 x 14.9 x 1.4 inch |
| UT9174B | 4 | 4.3 x 14.9 x 1.4 inch |
| UT9174H | 2x2 | 8.7 x 7.8 x 1.4 inch |
| UT9176 | 6 | 8.7 x 11.4 x 1.4 inch |
| UT9178 | 8 | 8.7 x 14.9 x 1.4 inch |
| UT9179 | 9 | 13.1 x 11.4 x 1.4 inch |



RAIN SHIELD FOR SURFACE-MOUNTED WALL HOUSINGS

| Code | Module | Dimensions |
|---------|--------|------------------------|
| UT9191 | 1 | 4.5 x 4.4 x 2.2 inch |
| UT9191W | 1 | 4.5 x 4.4 x 2.2 inch |
| UT9191B | 1 | 4.5 x 4.4 x 2.2 inch |
| UT9192 | 2 | 4.5 x 7.9 x 2.2 inch |
| UT9192W | 2 | 4.5 x 7.9 x 2.2 inch |
| UT9192B | 2 | 4.5 x 7.9 x 2.2 inch |
| UT9193 | 3 | 4.5 x 11.5 x 2.2 inch |
| UT9193W | 3 | 4.5 x 11.5 x 2.2 inch |
| UT9193B | 3 | 4.5 x 11.5 x 2.2 inch |
| UT9194 | 4 | 4.5 x 15.1 x 2.2 inch |
| UT9194W | 4 | 4.5 x 15.1 x 2.2 inch |
| UT9194B | 4 | 4.5 x 15.1 x 2.2 inch |
| UT9194H | 2x2 | 8.7 x 7.8 x 2.2 inch |
| UT9196 | 6 | 9.0 x 11.5 x 2.2 inch |
| UT9198 | 8 | 8.9 x 15.1 x 2.2 inch |
| UT9199 | 9 | 13,3 x 11,5 x 2.2 inch |



ADAPTER PLATES

| Code | Module | Dimensions |
|--------|--------|-----------------------|
| UT9141 | 1 | 5.5 x 5.5 x 0.1 inch |
| UT9142 | 2 | 5.5 x 9.0 x 0.1 inch |
| UT9143 | 3 | 5.5 x 12.6 x 0.1 inch |
| UT9144 | 4 | 5.5 x 12.6 x 0.1 inch |



ANODISED ALUMINIUM FLUSH-MOUNTED FINISHING FRAMES

| Code | Module | Dimensions |
|--------|--------|-----------------------|
| 31141 | 1 | 5.9 x 5.9 x 0.1 inch |
| 31142 | 2 | 5.9 x 9.4 x 0.1 inch |
| 31143 | 3 | 5.9 x 13 x 0.1 inch |
| 31144 | 4 | 10.9 x 9.4 x 0.1 inch |
| 31144L | 4L* | 5.9 x 16.5 x 0.1 inch |
| 31146 | 6 | 10.9 x 13 x 0.1 inch |
| 31149 | 9 | 15.9 x 13 x 0.1 inch |

*4 vertically-aligned modules



COLUMN FOR ENTRANCE PANEL, HEIGHT 170CM

| Code | Module | Dimensions |
|--------|--------|-----------------------|
| 3639/1 | 1 | 7.2 x 5.1 x 3.9 inch |
| 3639/2 | 2 | 7.2 x 9.5 x 3.9 inch |
| 3639/3 | 3 | 7.2 x 13.9 x 3.9 inch |
| 3640/1 | 1 | 7.2 x 5.1 x 3.9 inch |
| 3640/2 | 2 | 7.2 x 9.5 x 3.9 inch |
| 3640/3 | 3 | 7.2 x 13.9 x 3.9 inch |



45 DEGREE ANGLED HOUSING FOR ENTRANCE PANEL

| Code | Module | Dimensions |
|--------|--------|-----------------------|
| 3649/1 | 1 | 7.2 x 5.1 x 3.9 inch |
| 3649/2 | 2 | 7.2 x 9.5 x 3.9 inch |
| 3649/3 | 3 | 7.2 x 13.9 x 3.9 inch |

SIMPLEBUS1 ULTRA AUDIO MODULE

Audio module for Ultra entrance panel, Simplebus 1 system. To be used in systems with power supply art. 1595 and art. 4888CU. Easy to install and configure, thanks to the smart programming of call buttons. Twilight sensor for automatic nameplate backlight switch-off during daytime hours. Omnidirectional digital microphone and dual loudspeaker for high-fidelity audio. Programmable audiovisual functions for users with disabilities. Designed for 2 call buttons. To be finished with cap, single button or double button in professional-grade plastic given an anti-yellowing and anti-dulling treatment or in aluminium. Adjustment and programming can be carried out without removing the module. Dimensions: 1 Ultra module. ULTRA, the new and most technologically advanced entrance panel offering maximum ease of installation. Available in flush-mounting (10 mm protrusion from the wall) or surface-mounting (just 35 mm protrusion from the wall) versions. Dimensions: 100x90x35 mm
Available in white RAL9010, black RAL9005 and silver

UT1010
UT1010W
UT1010B



ULTRA (CONT.)



UT1090
UT1090W
UT1090B

ULTRA SB1 VIDEO+TOUCH COMPLETE ENTRANCE PANEL

Ultra series flush-mounted audio/video entrance panel with 5" touch-screen module, for Simplebus 1 system. For use in systems with power supply unit art. 1595. Twilight sensor for touch-screen backlighting management. Omnidirectional digital microphone and dual loudspeaker for high-fidelity audio. Wide-angle colour video camera with 120° horizontal and 90° vertical field of vision. Audio-visual indications for disabled individuals assistance request. 5" capacitive display with high visibility and impact-proof glass, plus white or black theme selection. Easy-to-use graphic interface, can be customised with virtual call buttons or with a number keypad to call users when the relevant code is known. Access control function with activation of the audio or audio/video module outputs and the system actuators. Buttons can be customised for direct calls to the switchboard, commercial activities with corresponding logos and to display welcome messages. Has a Wiegand output for interfacing with access control systems, an RFID reader for activation of an opening using keys or Comelit cards and a Bluetooth connection. Consists of audio/video module art. UT1020, Touch module art. UT9270, frame art. UT9163 and flush-mounted box art. 3110/3A. 10 mm protrusion from the wall. Dimensions (LxHxD): 125.5x317.5x55 mm.

Available in white RAL9010, black RAL9005 and silver



UT1090S

WALL-MNT COMPLETE VIDEO+TOUCH ULTRA ENT.PAN., SB1

Ultra series surface-mounted audio/video entrance panel with 5" Touchscreen module for Simplebus 1 system. To be used in systems with power supply unit art. 1595. Twilight sensor for touchscreen backlighting management. Omnidirectional digital microphone and double loudspeaker for high-fidelity audio. Wide-angle colour video camera with 120° horizontal, 90° vertical field of vision. Audio-visual indications for disabled individuals assistance request. 5" high-visibility capacitive display with impact-proof glass and theme selection (black or white). User-friendly graphic interface, can be customised with virtual call buttons or a number keypad to call the user directly when the code is known. Access control function with audio or audio/video module output and system actuator activation. Option of customising the buttons for direct calls to the switchboard, commercial activities with corresponding logos and viewing welcome messages. It has a Wiegand output for interfacing with access control systems, an RFID reader for activating an opening using keys or Comelit cards, and a Bluetooth connection. Consists of audio/video module art. UT1020, Touch module art. UT9270 and surface-mounted housing art. UT9173. Just 35 mm protrusion from the wall. Dimensions (LxHxD): 110x289x35 mm.



UT2010
UT2010W
UT2010B

SIMPLEBUS2 ULTRA AUDIO MODULE

Audio module for Ultra entrance panel, Simplebus 2 system. To be used in systems with power supply art. 1210. Easy to install and configure, thanks to the smart programming of call buttons. Twilight sensor for automatic nameplate backlight switch-off during daytime hours. Omnidirectional digital microphone and dual loudspeaker for high-fidelity audio. Programmable audiovisual functions for users with disabilities. Designed for 2 call buttons. To be finished with cap, single button or double button in professional-grade plastic given an anti-yellowing and anti-dulling treatment or in aluminium. Adjustment and programming can be carried out without removing the module. Dimensions: 1 Ultra module. ULTRA, the new and most technologically advanced entrance panel offering maximum ease of installation. Available in flush-mounting (10 mm protrusion from the wall) or surface-mounting (just 35 mm protrusion from the wall) versions. Dimensions: 100x90x35 mm

Available in white RAL9010, black RAL9005 and silver



UT8010
UT8010W
UT8010B

ULTRA IP (ViP) AUDIO MODULE

Audio module for Ultra entrance panel, IP (ViP) system. Twilight sensor for automatic nameplate backlighting power-off during daytime hours. Omnidirectional digital microphone and dual loudspeaker for high-fidelity audio. Audio-visual indications for disabled individuals assistance request can be activated via programming. Facility for 2 call buttons. To be finished with a cap, single button or double button in professional-grade plastic given an anti-yellowing and anti-dulling treatment or in aluminium. Regulation and programming without removing the module. Dimensions: 1 Ultra module. ULTRA, the new and most technologically advanced entrance panel offering maximum ease of installation. Available in flush-mounted (10 mm protrusion from the wall) or surface-mounted (just 35 mm protrusion from the wall) variants. Dimensions: 100x90x35 mm

Available in white RAL9010, black RAL9005 and silver



UT1010VC
UT1010VCW
UT1010VCB

ULTRA SIMPLEBUS1 AUDIO MODULE FOR REMOTE CAMERA

Audio module with facility for connection of an analogue remote camera with PAL standard for Ultra entrance panel, Simplebus 1 system. To be used in systems with power supply art. 1595 and art. 4888CU. Easy to install and configure, thanks to the smart programming of call buttons. Twilight sensor for automatic nameplate backlight switch-off during daytime hours Omnidirectional digital microphone and dual loudspeaker for high-fidelity audio. Programmable audiovisual functions for users with disabilities. Designed for 2 call buttons. To be finished with cap, single button or double button in professional-grade plastic given an anti-yellowing and anti-dulling treatment or in aluminium. Adjustment and programming can be carried out without removing the module. Dimensions: 1 Ultra module. ULTRA, the new and most technologically advanced entrance panel offering maximum ease of installation. Available in flush-mounting (10 mm protrusion from the wall) or surface-mounting (just 35 mm protrusion from the wall) versions. Dimensions: 100x90x35 mm

Available in white RAL9010, black RAL9005 and silver



UT2010VC
UT2010VCW
UT2010VCB

ULTRA SIMPLEBUS2 AUDIO MODULE FOR REMOTE CAMERA

Audio module with facility for connection of an analogue remote camera with PAL standard for Ultra entrance panel, Simplebus 2 system. To be used in systems with power supply art. 1210. Easy to install and configure, thanks to the smart programming of call buttons. Twilight sensor for automatic nameplate backlight switch-off during daytime hours. Omnidirectional digital microphone and dual loudspeaker for high-fidelity audio. Programmable audiovisual functions for users with disabilities. Designed for 2 call buttons. To be finished with cap, single button or double button in professional-grade plastic given an anti-yellowing and anti-dulling treatment or in aluminium. Adjustment and programming can be carried out without removing the module. Dimensions: 1 Ultra module. ULTRA, the new and most technologically advanced entrance panel offering maximum ease of installation. Available in flush-mounting (10 mm protrusion from the wall) or surface-mounting (just 35 mm protrusion from the wall) versions. Dimensions: 100x90x35 mm

Available in white RAL9010, black RAL9005 and silver



UT1020
UT1020W
UT1020B

ULTRA SIMPLEBUS1 AUDIO/VIDEO MODULE

Audio/video module for Ultra entrance panel, Simplebus 1 system. To be used in systems with power supply art. 1595 and art. 4888CU. Easy to install and configure, thanks to the smart programming of call buttons. Twilight sensor for automatic nameplate backlight switch-off during daytime hours. Omnidirectional digital microphone and dual loudspeaker for high-fidelity audio. Wide-angle colour video camera (field of vision: 120° horizontal, 90° vertical). Programmable audiovisual functions for users with disabilities. Designed for 2 call buttons. To be finished with cap, single button or double button in professional-grade plastic given an anti-yellowing and anti-dulling treatment or in aluminium. Adjustment and programming can be carried out without removing the module. Dimensions: 1 Ultra module. ULTRA, the new and most technologically advanced entrance panel offering maximum ease of installation. Available in flush-mounting (10 mm protrusion from the wall) or surface-mounting (just 35 mm protrusion from the wall) versions. Dimensions: 100x90x35 mm

Available in white RAL9010, black RAL9005 and silver



UT2090
UT2090W
UT2090B

ULTRA SB2 VIDEO+TOUCH COMPLETE ENTRANCE PANEL

Ultra series flush-mounted audio/video entrance panel with 5" touch-screen module, for Simplebus 2 system. To be used in systems with power supply unit art. 1210. Twilight sensor for touch-screen backlighting management. Omnidirectional digital microphone and dual loudspeaker for high-fidelity audio. Wide-angle colour video camera with 120° horizontal and 90° vertical field of vision. Audio-visual indications for disabled individuals assistance request. 5" capacitive display with high visibility and impact-proof glass, plus white or black theme selection. Easy-to-use graphic interface, can be customised with virtual call buttons or with a number keypad to call users when the relevant code is known. Access control function with activation of the audio or audio/video module outputs and the system actuators. Buttons can be customised for direct calls to the switchboard, commercial activities with corresponding logos and to display welcome messages. Has a Wiegand output for interfacing with access control systems, an RFID reader for activation of an opening using keys or Comelit cards and a Bluetooth connection. Consists of audio/video module art. UT2020, Touch module art. UT9270, frame art. UT9163 and flush-mounted box art. 3110/3A. 10 mm protrusion from the wall. Dimensions (LxHxD): 125.5x317.5x55 mm.

Available in white RAL9010, black RAL9005 and silver



ULTRA (CONT.)



UT2090S

WALL-MNT COMPLETE VIDEO+TOUCH ULTRA ENT.PAN., SB2

Ultra series surface-mounted audio/video entrance panel with 5" Touchscreen module for Simplebus 2 system. For use in systems with power supply unit art. 1210. Twilight sensor for touchscreen backlighting management. Omnidirectional digital microphone and double loudspeaker for high-fidelity audio. Wide-angle colour video camera with 120° horizontal, 90° vertical field of vision. Audio-visual indications for disabled individuals assistance request. 5" high-visibility capacitive display with impact-proof glass and theme selection (black or white). User-friendly graphic interface, can be customised with virtual call buttons or a number keypad to call the user directly when the code is known. Access control function with audio or audio/video module output and system actuator activation. Option of customising the buttons for direct calls to the switchboard, commercial activities with corresponding logos and viewing welcome messages. It has a Wiegand output for interfacing with access control systems, an RFID reader for activating an opening using keys or Comelit cards, and a Bluetooth connection. Consists of audio/video module art. UT2020, Touch module art. UT9270 and surface mounted housing art. UT9173. Just 35 mm protrusion from the wall. Dimensions (LxHxD): 110x289x35 mm.



UT8090

ULTRA VIP VIDEO+TOUCH COMPLETE ENTRANCE PANEL

Ultra series flush-mounted audio/video entrance panel with 5" touch-screen module, for IP (ViP) system. Twilight sensor for touch-screen backlighting management. Omnidirectional digital microphone and dual loudspeaker for high-fidelity audio. Wide-angle colour video camera with 160° horizontal and 100° vertical field of vision. Audio-visual indications for disabled individuals assistance request. 5" capacitive display with high visibility and impact-proof glass, plus white or black theme selection. Easy-to-use graphic interface, can be customised with virtual call buttons or with a number keypad to call users when the relevant code is known. Access control function with activation of the audio or audio/video module outputs and the system actuators. Buttons can be customised for direct calls to the switchboard, commercial activities with corresponding logos and to display welcome messages. Has a Wiegand output for interfacing with access control systems, an RFID reader for activation of an opening using keys or Comelit cards and a Bluetooth connection. Consists of audio/video module art. UT8020, Touch module art. UT9270, frame art. UT9163 and flush-mounted box art. 3110/3A. 10 mm protrusion from the wall. Dimensions (LxHxD): 125.5x317.5x55 mm.



UT8090S

WALL-MNT COMPLETE VIDEO+TOUCH ULTRA ENT.PAN., VIP

Ultra series surface-mounted audio/video entrance panel with 5" Touchscreen module for IP (ViP) system. Twilight sensor for touchscreen backlighting management. Omnidirectional digital microphone and double loudspeaker for high-fidelity audio. Wide-angle colour video camera with 160° horizontal, 100° vertical field of vision. Audio-visual indications for disabled individuals assistance request. 5" high-visibility capacitive display with impact-proof glass and theme selection (black or white). User-friendly graphic interface, can be customised with virtual call buttons or a number keypad to call the user directly when the code is known. Access control function with audio or audio/video module output and system actuator activation. Option of customising the buttons for direct calls to the switchboard, commercial activities with corresponding logos and viewing welcome messages. It has a Wiegand output for interfacing with access control systems, an RFID reader for activating an opening using keys or Comelit cards, and a Bluetooth connection.

Consists of audio/video module art. UT8020, Touch module art. UT9270 and surface-mounted housing art. UT9173. Just 35 mm protrusion from the wall. Dimensions (LxHxD): 110x289x35 mm.



UT2020/4

SB2 ULTRA AUDIO/VIDEO MODULE, 4 USERS

Audio/video module for Ultra entrance panel for up to 4 users, Simplebus 2 system. Easy to install and configure, thanks to smart call button programming. Twilight sensor for automatic nameplate backlighting power-off during daytime hours. Omnidirectional



UT2020
UT2020W
UT2020B

ULTRA SIMPLEBUS2 AUDIO/VIDEO MODULE

Audio/video module for Ultra entrance panel, Simplebus 2 system. To be used in systems with power supply art. 1210. Easy to install and configure, thanks to the smart programming of call buttons. Twilight sensor for automatic nameplate backlight switch-off during daytime hours. Omnidirectional digital microphone and dual loudspeaker for high-fidelity audio. Wide-angle colour video camera (field of vision: 120° horizontal, 90° vertical). Programmable audiovisual functions for users with disabilities. Designed for 2 call buttons. To be finished with cap, single button or double button in professional-grade plastic given an anti-yellowing and anti-dulling treatment or in aluminium. Adjustment and programming can be carried out without removing the module. Dimensions: 1 Ultra module. ULTRA, the new and most technologically advanced entrance panel offering maximum ease of installation. Available in flush-mounting (10 mm protrusion from the wall) or surface-mounting (just 35 mm protrusion from the wall) versions. Dimensions: 100x90x35 mm

Available in white RAL9010, black RAL9005 and silver



UT8020
UT8020W
UT8020B

IP (ViP) ULTRA AUDIO/VIDEO MODULE

Audio/video module for Ultra entrance panel, IP (ViP) system. Twilight sensor for automatic nameplate backlighting power-off during daytime hours. Omnidirectional digital microphone and dual loudspeaker for high-fidelity audio. Wide-angle colour video camera (field of vision: 160° horizontal, 90° vertical) Audio-visual indications for disabled individuals assistance request can be activated via programming. Facility for 2 call buttons. To be finished with a cap, single button or double button in professional-grade plastic given an anti-yellowing and anti-dulling treatment or in aluminium. Regulation and programming without removing the module. Dimensions: 1 Ultra module. ULTRA, the new and most technologically advanced entrance panel offering maximum ease of installation. Available in flush-mounted (10 mm protrusion from the wall) or surface-mounted (just 35 mm protrusion from the wall) variants. Dimensions: 100x90x35 mm

Available in white RAL9010, black RAL9005 and silver



UT9200

ULTRA CALL BUTTON MODULE

Call button module for Ultra entrance panel, compatible with all systems. With facility for 8 call buttons in professional-grade plastic given an anti-yellowing and anti-dulling treatment or in aluminium. For completion with 4 single buttons art. UT9211, UT9211M, UT9211FM (4 calls), 4 double buttons art. UT9212, UT9212M, UT9212FM (8 calls) or with caps art. UT9221, UT9221M. Automatic nameplate backlight switch-off during daytime hours via the twilight sensor for the paired audio or audio/video module. White nameplate lighting. Dimensions (LxHxD): 100x90x35 mm.



UT9310M

MAGNETIC INDUCTION MODULE, ULTRA

Module with coil for hearing impaired users, for Ultra entrance panel, compatible with all systems. Allows hearing impaired users with hearing aids featuring the T function to hear the audio from the external unit. Anodised aluminium alloy front panel. Dimensions: 1 Ultra module. Dimensions: 100x90x35 mm



UT9260M

DIGITAL DIRECTORY MODULE WITH DISPLAY, ULTRA

Digital directory module for Ultra entrance panel, compatible with all systems. Bluetooth connection for managing names in the directory using the installer's MyComelit app. Buttons for user selection and calling. Option of customising one button for direct calls to the switchboard, commercial activities, activation of an automated opening or a light. Equipped with a 3.5" colour graphic display. Can be paired with the numeric keypad module to directly call the user when the relevant code is known, or for the access control function with activation of the audio or audio/video module outputs and the system actuators. Dimensions: 100x90x35 mm.

[Check availability on the website pro.comelitgroup.com](http://pro.comelitgroup.com)



UT9270

TOUCH-SCREEN MODULE, ULTRA

Touchscreen module for Ultra entrance panel, compatible with all systems. Bluetooth connection for managing names in the directory using the installer's MyComelit app. Easy-to-use graphic interface allows the button interface to be customised for direct calls to switchboard, commercial activities (with corresponding logos), activation of an automated opening or light and viewing of apartment block messages. Can be used as a number keypad module to directly call the user when the relevant code is known, or for the access control function with activation of the audio or audio/video module outputs and the system actuators. 5" capacitive display with high visibility and impact-proof glass, plus theme selection (white or black). Has a Wiegand output for interfacing with access control systems. Equipped with RFID reader for activation of an opening using keys or Comelit cards. Automatic backlight regulation via the twilight sensor for the paired audio or audio/video module. Dimensions: 2 Ultra modules.



UT9279M
UT9279MW
UT9279MB

ULTRA NUMBER KEYPAD MODULE

Module with number keypad for Ultra entrance panel, compatible with all systems. Can be used as a module to directly call the user when the relevant code is known, and for the access control function with activation of the on-board relays and the audio or audio/video module outputs and the system actuators. The access codes can be Permanent (always valid), metered (valid for a specific number of uses) or associated with a validity date. In the latter case, each code can be assigned a start date/validity end date, dual daily time band, validity days. Each access code can be assigned up to 4 actions. The function enabling playback for the corresponding audio message when each button is pressed can be activated. There is also an event log containing all information (codes activated, user who used them, users called, etc.) which can store up to 1275 events. Has a Wiegand output for interfacing with access control systems. Automatic button backlight switch-off during daytime hours via the twilight sensor for the paired audio or audio/video module. Anodised aluminium alloy coating. Dimensions: 100x90x35 mm (1 Ultra module).

Available in white RAL9010, black RAL9005 and silver



EXTERNAL UNITS

PRODUCT CATALOG


ULTRA (CONT.)



SK9000U
SK9000UB
SK9000UW

ULTRA SIMPLEKEY BASIC MODULE

SimpleKey Basic access control module for Ultra entrance panel, compatible with all systems. Equipped with RFID reader for activation of an opening using keys or Comelit cards. Can store up to 1500 electronic keys. Anodised aluminium alloy coating. Dimensions: 1 Ultra module. Dimensions: 100x90x35 mm
Available in white RAL9010, black RAL9005 and silver



UT9290M
UT9290MW
UT9290MB

ULTRA ACCESS CONTROL READER MODULE

Module designed to house third-party access control units for Ultra entrance panel. Hole 40 x 40 mm. Coated in anodised aluminium alloy. Compatible with GS3 panel mount readers by Comelit PAC. Dimensions: 100x90x35mm. NOTE: mechanical compatibility with third-party panel-mount reader must be checked and verified for different models.
Available in white RAL9010, black RAL9005 and silver



UT9240
UT9240W
UT9240B

ULTRA INFORMATION MODULE

Info module for Ultra entrance panels, compatible with all systems. Automatic nameplate backlight switch-off during daytime hours via the twilight sensor for the paired audio or audio/video module. White nameplate lighting. Made using polymethyl methacrylate given a treatment increasing resistance to UV rays while preventing yellowing and dulling. Dimensions: 1 Ultra module. Dimensions: 100x90x35mm
Available in white RAL9010, black RAL9005 and silver



UT9240M
UT9240MW
UT9240MB

METAL ULTRA INFORMATION MODULE

Metal version of info module for Ultra entrance panels, compatible with all systems. Automatic nameplate backlight switch-off during daytime hours via the twilight sensor for the paired audio or audio/video module. White nameplate lighting. Made with aluminium trim to increase resistance to impact and polymethyl methacrylate treated to increase resistance to UV rays while preventing yellowing and dulling. Dimensions: 1 Ultra module. Dimensions: 100x90x35 mm
Available in white RAL9010, black RAL9005 and silver



UT9230M
UT9230MW
UT9230MB

METAL ULTRA BLANK MODULE

Metal version of the blank module for Ultra entrance panels. Coated in anodised aluminium alloy. Dimensions: 1 Ultra module. Dimensions: 100x90x35 mm
Available in white RAL9010, black RAL9005 and silver



UT9304M

MODULE DESIGNED FOR ULTRA SALTO READERS

Module designed to house Salto XS4 (mod. WRDP0B, WRDP0J) access control units for Ultra entrance panel. Hole 30x45 mm. Anodised aluminium alloy coating. Dimensions: 1 Ultra module.



UT9305M

ULTRA EMPTY MODULE TO HOUSE 3RD PARTY READERS

Blank module designed to house third-party access control units for Ultra entrance panel. Black front panel, section 60.5 x 60.5 mm. Anodised aluminium alloy coating. Dimensions (LxHxD): 100x90x35 m NOTE: you will need to check and verify the mechanical compatibility of third-party panel-mounted readers for each model!

ACCESSORIES

BUTTONS AND CAPS



UT9211

SINGLE ULTRA BUTTON

Single button for Ultra entrance panel. Made using polymethyl methacrylate given a treatment increasing resistance to UV rays while preventing yellowing and dulling. Double nameplate (blank and with a bell symbol) included. Easy nameplate replacement.



UT9211M
UT9211MW
UT9211MB

SINGLE METAL ULTRA BUTTON

Single button for Ultra entrance panel. Made with aluminium trim to increase resistance to impact and polymethyl methacrylate treated to increase resistance to UV rays while preventing yellowing and dulling. Double nameplate (blank and with a bell symbol) included. Easy nameplate replacement.

Available in white RAL9010, black RAL9005 and silver



UT9212

DOUBLE ULTRA BUTTON

Double button for Ultra entrance panel. Made using polymethyl methacrylate given a treatment increasing resistance to UV rays while preventing yellowing and dulling. Double nameplate (blank and with a bell symbol) included. Easy nameplate replacement.



UT9212M
UT9212MW
UT9212MB

DOUBLE METAL ULTRA BUTTON

Metal version of the double button for Ultra entrance panel. Made with aluminium trim to increase resistance to impact and polymethyl methacrylate treated to increase resistance to UV rays while preventing yellowing and dulling. Double nameplate (blank and with a divider symbol) included. Easy nameplate replacement.

Available in white RAL9010, black RAL9005 and silver



UT9211FM

SINGLE FULL METAL ULTRA BUTTON

Full-Metal version of the single button for Ultra entrance panel. Made with an aluminium coating to increase resistance to impact and polymethyl methacrylate treated to increase resistance to UV rays while preventing yellowing and dulling.



UT9212FM

DOUBLE FULL METAL ULTRA BUTTON

Full Metal version double button for Ultra entrance panel. Made with aluminium coating to increase resistance to impact and polymethyl methacrylate treated to increase resistance to UV rays while preventing yellowing and dulling.



UT9221

PLASTIC ULTRA CAP

Cap for Ultra entrance panel. Made using polymethyl methacrylate given a treatment for resistance to UV rays while preventing yellowing and dulling.



UT9221M
UT9221MW
UT9221MB

METAL ULTRA CAP

Full Metal version cap for Ultra entrance panel. Made with aluminium coating to increase resistance to impact and polymethyl methacrylate treated to increase resistance to UV rays while preventing yellowing and dulling.

Available in white RAL9010, black RAL9005 and silver



UT9211FM/LM

SINGLE FULL METAL ULTRA LIGHT-ME BUTTON






Full-Metal version of the single button for Ultra entrance panel with bulb symbol (for Light-Me function), engraved text and backlighting. Made with aluminium coating to increase resistance to impact and polymethyl methacrylate treated to increase resistance to UV rays while preventing yellowing and dulling.



EXTERNAL UNITS

PRODUCT CATALOG

ULTRA (CONT.)

| | | |
|---|-------------|---|
|  | UT9211FM/CO | ULTRA FULL METAL SINGLE BUTTON - CONCIERGE Full-Metal version of the single button for Ultra entrance panel with "CONCIERGE" engraved text and backlighting. Made with aluminium coating to increase resistance to impact and polymethyl methacrylate treated to increase resistance to UV rays while preventing yellowing and dulling. |
|  | UT9211FM/BE | FULL METAL SINGLE BUTTON, ULTRA BELL Full Metal version single button for Ultra entrance panel with engraved bell symbol and backlighting. Made with aluminium coating to increase resistance to impact and polymethyl methacrylate treated to increase resistance to UV rays while preventing yellowing and dulling. |
|  | UT9211FM/Q | ULTRA FULL METAL SINGLE BUTTON - QR CODE Full Metal single button for Ultra entrance panel with engraved and backlit "Press here to scan QR code" text. Made with aluminium coating to increase resistance to impact and polymethyl methacrylate treated to increase resistance to UV rays while preven. |
|  | UT9212FM/GQ | DOUBLE FULL METAL GUARDHOUSE BUTTON, ULTRA QR CODE Full Metal double button for Ultra entrance panel with engraved and backlit ""Press here to scan QR code"" and ""Guardhouse"" text. Made with aluminium coating to increase resistance to impact and polymethyl methacrylate treated to increase resistance to UV rays while preventing yellowing and dulling. |
|  | UT9211FM/S | ULTRA FULL METAL SINGLE BUTTON - SECURITY Full Metal single button for Ultra entrance panel with engraved and backlit "Security" text. Made with aluminium coating to increase resistance to impact and polymethyl methacrylate treated to increase resistance to UV rays while preventing yellowing and dulling. |

FULL METAL BUTTONS WITH ENGRAVED TEXT AND BACKLIGHTING



*Full Metal buttons customizable on demand.

| | |
|--|---|
| UT9212FM/12 Engraving: 1-2 | UT9212FM/5PAB Engraving: 5°A - 5°B |
| UT9212FM/34 Engraving: 3-4 | UT9212FM/6PAB Engraving: 6°A - 6°B |
| UT9212FM/56 Engraving: 5-6 | UT9212FM/7PAB Engraving: 7°A - 7°B |
| UT9212FM/78 Engraving: 7-8 | UT9212FM/8PAB Engraving: 8°A - 8°B |
| UT9212FM/910 Engraving: 9-10 | UT9212FM/9PAB Engraving: 9°A - 9°B |
| UT9212FM/1112 Engraving: 11-12 | UT9212FM/10PAB Engraving: 10°A - 10°B |
| UT9212FM/1314 Engraving: 13-14 | UT9212FM/11PAB Engraving: 11°A - 11°B |
| UT9212FM/1516 Engraving: 15-16 | UT9212FM/12PAB Engraving: 12°A - 12°B |
| UT9212FM/1718 Engraving: 17-18 | UT9212FM/1PCD Engraving: 1°C - 1°D |
| UT9212FM/1920 Engraving: 19-20 | UT9212FM/2PCD Engraving: 2°C - 2°D |
| UT9212FM/2122 Engraving: 21-22 | UT9212FM/3PCD Engraving: 3°C - 3°D |
| UT9212FM/2324 Engraving: 23-24 | UT9212FM/4PCD Engraving: 4°C - 4°D |
| UT9212FM/2526 Engraving: 25-26 | UT9212FM/5PCD Engraving: 5°C - 5°D |
| UT9212FM/2728 Engraving: 27-28 | UT9212FM/6PCD Engraving: 6°C - 6°D |
| UT9212FM/2930 Engraving: 29-30 | UT9212FM/7PCD Engraving: 7°C - 7°D |
| UT9212FM/3132 Engraving: 31-32 | UT9212FM/8PCD Engraving: 8°C - 8°D |
| UT9212FM/1PAB Engraving: 1°A - 1°B | UT9212FM/9PCD Engraving: 9°C - 9°D |
| UT9212FM/2PAB Engraving: 2°A - 2°B | UT9212FM/10PCD Engraving: 10°C - 10°D |
| UT9212FM/3PAB Engraving: 3°A - 3°B | UT9212FM/11PCD Engraving: 11°C - 11°D |
| UT9212FM/4PAB Engraving: 4°A - 4°B | UT9212FM/12PCD Engraving: 12°C - 12°D |




EXTERNAL UNITS

PRODUCT CATALOG

ULTRA (CONT.)

ACCESSORIES

UT9331P **INSTALLATION KIT FOR PLASTERBOARD. 1 ULTRA MODULE**
Kit for installing the 1-module Ultra entrance panel on plasterboard walls.



UT9332P **INSTALLATION KIT FOR PLASTERBOARD. 2 ULTRA MODULES**
Kit for installing the 2-module Ultra entrance panel on plasterboard walls.

UT9333P **INSTALLATION KIT FOR PLASTERBOARD. 3 ULTRA MODULES**
Kit for installing the 3-module Ultra entrance panel on plasterboard walls.

UT9334P **INSTALLATION KIT FOR PLASTERBOARD. 4 ULTRA MODULES**
Kit for installing the 4-module Ultra entrance panel on plasterboard walls.



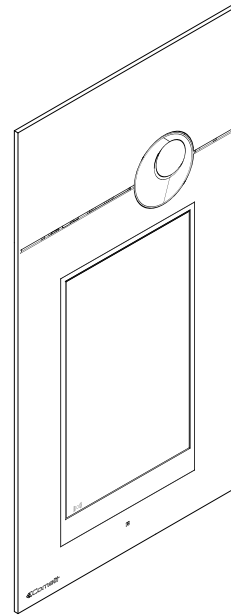
UT9333G **INSTALLATION KIT FOR GLASS. 3 ULTRA MODULES**
Kit for installing the 3-module Ultra entrance panel on glass walls.



UT9110 **ULTRA NAMEPLATE LABEL SHEETS**
The kit contains 5 sheets of labels for nameplates and 1 sheet for the information module.

3ONE6 - MONOLITHIC AUDIO/VIDEO ENTRANCE PANEL IN STAINLESS STEEL

3204XAS 3206XVS 3205XVS 3201XVS 3454HD/A 3453S 3453S/A 3452HD



7.17 x 13.46 x 0.12 (LxHxP INCH)

3ONE6 TOUCH is an entrance panel with 8" touch-screen display and Customizable interface.



reddot design award
product design 2013








Installation systems



Technical
Manual



AVAILABLE VERSIONS

| | | | | | |
|---|--|---|--|---|---|
|  | 316 AUDIO ENT. PAN., 4 BUTTONS. - VIP |  | 1 BUTTON FLUSH 316 ANALOG A/V PANEL VIP |  | 316 SERIES SENSE HD A/V ENTRANCE PANEL, VIP. |
|  | 6 BUTTON FLUSH 316 ANALOG A/V PANEL VIP |  | STAINLESS STEEL 316 TOUCH A/V ENTRANCE PANEL, VIP | | |

FEATURES AND FUNCTIONS

| | 3ONE6 TOUCH | 3ONE6 SENSE |
|---|-----------------------------|---------------------------------|
| GENERAL FEATURES | | |
| Type | Monolithic | Monolithic |
| Product colour | Steel | Steel |
| Material | AISI 316 Stainless steel | AISI 316 Stainless steel |
| Flush-mounted | Yes | Yes |
| Wall-mounted | Yes, with special accessory | Yes, with special accessory |
| COMPATIBLE SYSTEMS | | |
| Compatible with the audio and the audio/video unit | Art.4680C, Art.4682HD | Art.1622, Art.4680C, Art.4682HD |
| Audio/Video Simplebus 2 with 4888CU power supply unit | Yes | Yes |
| ViP | Yes | Yes |
| DISPLAY SPECIFICATIONS | | |
| Display type | LCD, Graphic and Capacitive | LCD, Graphic |
| Size (Inches) | 8 | 3 |
| Resolution (pixel) | 800x480 | 128x64 |
| HARDWARE SPECIFICATIONS | | |
| Call type | Buttons, Digital | Digital |
| Type buttons | Capacitive | Capacitive |
| Number of buttons | From 1 to 60 | - |
| ENVIRONMENTAL AND CONFORMITY SPECIFICATIONS | | |
| IP protection rating | IP54 | IP54 |
| Anti-vandal IK protection rating | IK08 | IK08 |
| Operating temperature (°F) | -13 - 131 | -13 - 131 |
| RH max operating humidity (%) | 25 - 95 | 25 - 95 |
| Environmental class | IV | IV |



EXTERNAL UNITS

PRODUCT CATALOG

3ONE6 (CONT.)

ACCESSORIES



3458

ACCESS CONTROL MODULE FOR 316 EXTERNAL UNITS

Flush-mounted 3 mm thick stainless steel plate for housing the access control module. Can be used in conjunction with all entrance panels in the 316 range. Dimensions 88x182x3 mm



3460/6

FLUSH-MOUNT BOX FOR 3ONE6 ANALOG, TOUCH, SENSE

Flush-mounted box for 3ONE6 ANALOG, 3ONE6 TOUCH (art. 3453S, 3453S/A, 3454HD, 3454HD/A), 3ONE6 SENSE (art. 3451S, 3451AS, 3452HD). Dimensions: 164x323x56 mm



3462/6

WALL HOUSING FOR 3ONE6 ANALOG, TOUCH, SENSE

Stainless steel accessory for wall-mounted entrance panels 3ONE6 ANALOG, 3ONE6 TOUCH (art. 3453S, 3453S/A, 3454HD, 3454HD/A), 3ONE6 SENSE (art. 3451S, 3451AS, 3452HD). Dimensions 180x340x56 mm



1596B

POWER SUPPLY 33VDC 60W 100-240VAC, PSE CERTIFIED

Power supply unit with 110-230 VAC primary and 33 VDC / 1.8A continuous output for 316 range entrance panels. Equipped with internal protection against current overload and short circuits. Dimensions: 118x92.59x60.5 mm (7 DIN modules). PSE certified.



3459

ROOF COMPLETE WITH LEDS FOR SENSE 316 ST. STEEL ENT. PANEL

Rain shield for 316 series panels.

PEDESTALS

- **316 PP:** PEDESTAL PRO 104TOW-COM-001-304

- **316/3458 PP:** PEDESTAL PRO WITH ADD ON 3458 10TOW-COM-002-304

SWITCH - STAINLESS STEEL ENTRANCE PANEL WITH DIE-CAST COVER

CODES IN THE FOLLOWING TABLES



SWITCH VARIES ACCORDING TO THE COMPOSITION

Monoblock entrance panel in 0,10 inch thick stainless steel; The ultraslim design makes it ideal for both wall-mounting and flush-mounting (with the relative accessories). In addition to the front plate, the art. 1250U is also included with the panel. 1250U needed to place the audio or audio/video group purchased separately depending on the type of wiring (2-wire Digital or ViP). The front plate is complete with mounted and wired buttons art. 3061M and 3061S.

Installation systems



Technical Manual



FEATURES AND FUNCTIONS

GENERAL FEATURES

| | |
|----------------|-----------------------------|
| Type | Monolithic |
| Product colour | Stainless |
| Material | AISI 316 Stainless steel |
| Flush-mounted | Yes, with special accessory |
| Wall-mounted | Yes, with special accessory |

COMPATIBLE SYSTEMS

| | |
|---|---|
| Compatible with the audio and the audio/video unit | Art.1682, Art.1621, Art.1622, Art.1622VC, Art.4680C, Art.4681, Art.4682HD |
| Audio/Video Simplebus 2 with 4888CU power supply unit | Yes |
| Audio/video Simplebus 2 with 1210 power supply unit | Yes |
| Kit audio/video Simplebus 2 with 1209 power supply unit | Yes |
| Audio Simplebus 2 with 1210 power supply unit | Yes |
| Audio Simplebus 1 | Yes |
| ViP | Yes |

HARDWARE SPECIFICATIONS

| | |
|---------------------|--------------|
| Call type | Buttons |
| Type buttons | Mechanical |
| Number of buttons | From 1 to 80 |
| Backlighting colour | White |

ENVIRONMENTAL AND CONFORMITY SPECIFICATIONS

| | |
|----------------------------------|-----------|
| IP protection rating | IP54 |
| Anti-vandal IK protection rating | IK08 |
| Operating temperature (*F) | -13 - 131 |
| RH max operating humidity (%) | 25 - 95 |
| Environmental class | IV |

COMPONENTS

FRONT PLATE



| CODE | N. Buttons | N. Columns | Dimensions |
|--------------------------------|------------|------------|---------------------------|
| IX0101 | 1 | 1 | 10.34 x 5.9 x 0.10 inch |
| IX0102 | 2 | 1 | 10.34 x 5.9 x 0.10 inch |
| IX0103 | 3 | 1 | 10.34 x 5.9 x 0.10 inch |
| IX0104 | 4 | 1 | 10.34 x 5.9 x 0.10 inch |
| IX0105 | 5 | 1 | 14.53 x 5.9 x 0.10 inch |
| IX0106 | 6 | 1 | 14.53 x 5.9 x 0.10 inch |
| IX0107 | 7 | 1 | 14.53 x 5.9 x 0.10 inch |
| IX0108 | 8 | 1 | 14.53 x 5.9 x 0.10 inch |
| IX0109 | 9 | 1 | 18.72 x 5.9 x 0.10 inch |
| IX0110 | 10 | 1 | 18.72 x 5.9 x 0.10 inch |
| IX0111 | 11 | 1 | 18.72 x 5.9 x 0.10 inch |
| IX0112 | 12 | 1 | 18.72 x 5.9 x 0.10 inch |
| IX0212 | 12 | 2 | 15.58 x 8.5 x 0.10 inch |
| IX0214 | 14 | 2 | 15.58 x 8.5 x 0.10 inch |
| IX0216 | 16 | 2 | 15.58 x 8.5 x 0.10 inch |
| IX0218 | 18 | 2 | 15.58 x 8.5 x 0.10 inch |
| IX0220 | 20 | 2 | 19.76 x 8.5 x 0.10 inch |
| IX0222 | 22 | 2 | 19.76 x 8.5 x 0.10 inch |
| IX0224 | 24 | 2 | 19.76 x 8.5 x 0.10 inch |
| IX0226 | 26 | 2 | 19.76 x 8.5 x 0.10 inch |
| IX0324 | 24 | 3 | 17 x 11.9 x 0.10 inch |
| IX0327 | 27 | 3 | 17 x 11.9 x 0.10 inch |
| IX0330 | 30 | 3 | 17 x 11.9 x 0.10 inch |
| IX0333 | 33 | 3 | 17 x 11.9 x 0.10 inch |
| Available only on order | | | |
| IX0336 | 36 | 3 | 19.76 x 11.9 x 0.10 inch |
| IX0339 | 39 | 3 | 19.76 x 11.9 x 0.10 inch |
| IX0440 | 40 | 4 | 19.76 x 16.1 x 0.10 inch |
| IX0444 | 44 | 4 | 19.76 x 16.1 x 0.10 inch |
| IX0448 | 48 | 4 | 19.76 x 16.1 x 0.10 inch |
| IX0452 | 52 | 4 | 19.76 x 16.1 x 0.10 inch |
| IX0555 | 55 | 5 | 19.76 x 19.49 x 0.10 inch |
| IX0560 | 60 | 5 | 19.76 x 19.49 x 0.10 inch |
| IX0565 | 65 | 5 | 19.76 x 19.49 x 0.10 inch |
| IX0570 | 70 | 5 | 23.95 x 19.49 x 0.10 inch |
| IX0575 | 75 | 5 | 23.95 x 19.49 x 0.10 inch |
| IX0580 | 80 | 5 | 23.95 x 19.49 x 0.10 inch |

KEYPAD



| CODE | N. Buttons | N. Columns | Dimensions |
|----------|------------|------------|-------------------------|
| IX0101KP | 1 | 1 | 10.34 x 5.9 x 0.10 inch |
| IX0102KP | 2 | 1 | 10.34 x 5.9 x 0.10 inch |
| IX0103KP | 3 | 1 | 10.34 x 5.9 x 0.10 inch |
| IX0104KP | 4 | 1 | 10.34 x 5.9 x 0.10 inch |

CUTOUT



| CODE | N. Buttons | N. Columns | Dimensions |
|----------|------------|------------|-------------------------|
| IX0101CO | 1 | 1 | 10.34 x 5.9 x 0.10 inch |
| IX0102CO | 2 | 1 | 10.34 x 5.9 x 0.10 inch |
| IX0103CO | 3 | 1 | 10.34 x 5.9 x 0.10 inch |
| IX0104CO | 4 | 1 | 10.34 x 5.9 x 0.10 inch |



SWITCH (CONT.)

FLUSH-MOUNTED BOXES

IX9150 FLUSH-MOUNTED BOX FOR FRONT PLATE W/ 1-2-3-4 BUTTONS
Flush-mounted box for entrance panels art. IX0101, IX0102, IX0103 and IX0104 with 1-2-3-4 buttons. Dimensions: 124x236.7x56 mm.



IX9151 FLUSH-MOUNTED BOX FOR FRONT PLATE W/ 5-6-7-8 BUTTONS
Flush-mounted box for entrance panels art. IX0105, IX0106, IX0107 and IX0108 with 5-6-7-8 buttons. Dimensions: 124x343.1x56 mm.

IX9152 FLUSH-MOUNTED BOX FOR FRONT PLATE W/ 9-10-11-12 BUTTONS
Flush-mounted box for entrance panels art. IX0109, IX0110, IX0111 and IX0112 with 9-10-11-12 buttons. Dimensions: 124x449.5x56 mm.



IX9153 FLUSH-MOUNTED BOX FOR FRONT PLATE W/ 12-14-16-18 BUTTONS
Flush-mounted box for entrance panels art. IX0212, IX0214, IX0216 and IX0218 with 12-14-16-18 buttons. Dimensions: 190.4x369.7x56 mm.

IX9154 FLUSH-MOUNTED BOX FOR FRONT PLATE W/ 20-22-24-26 BUTTONS
Flush-mounted box for entrance panels art. IX0220, IX0222, IX0224 and IX0226 with 20-22-24-26 buttons. Dimensions: 190.4x476.1x56 mm.

IX9155 FLUSH-MOUNTED BOX FOR FRONT PLATE W/ 24-27-30-33 BUTTONS
Flush-mounted box for entrance panels art. IX0324, IX0327, IX0330 and IX0333 with 24-27-30-33 buttons. Dimensions: 276.9x422.9x56 mm.

IX9180 FLUSH-MOUNTED BOX FOR FRONT PANEL W/ 36-39
Flush-mounted box for Switch front panels art. IX0336, IX0339 with 36-39 buttons, galvanised steel finish. Dimensions (LxHxD): 276.9x476x56 mm.



IX9181 FLUSH-MOUNTED BOX FOR FRONT PANEL W/ 40-44-48-52
Flush-mounted box for Switch front panels art. IX0440, IX0444, IX0448, IX0452 with 40-44-48-52 buttons, galvanised steel finish. Dimensions (LxHxD): 383x476x56 mm.

IX9182 FLUSH-MOUNTED BOX FOR FRONT PANEL W/ 55-60-65
Flush-mounted box for Switch front panels art. IX0555, IX0560, IX0565 with 55-60-65 buttons, galvanised steel finish. Dimensions (LxHxD): 469x476x56 mm.

IX9183 FLUSH-MOUNTED BOX FOR FRONT PANEL W/ 70-75-80
Flush-mounted box for Switch front panels art. IX0570, IX0575, IX0580 with 70-75-80 buttons, galvanised steel finish. Dimensions (LxHxD): 469x582.5x56 mm.

WALL-MOUNT HOUSING



IX9160 HOUSING FOR FRONT PLATE W/ 1-2-3-4 BUTTONS
Surface-mounted casing for entrance panels art. IX0101, IX0102, IX0103 and IX0104 with 1-2-3-4 buttons.

IX9161 HOUSING FOR FRONT PLATE W/ 5-6-7-8 BUTTONS
Surface-mounted casing for entrance panels art. IX0105, IX0106, IX0107 and IX0108 with 5-6-7-8 buttons.

IX9162 HOUSING FOR FRONT PLATE W/ 9-10-11-12 BUTTONS
Surface-mounted casing for entrance panels art. IX0109, IX0110, IX0111 and IX0112 with 9-10-11-12 buttons.



IX9163 HOUSING FOR FRONT PLATE W/ 12-14-16-18 BUTTONS
Surface-mounted casing for entrance panels art. IX0212, IX0214, IX0216 and IX0218 with 12-14-16-18 buttons.

IX9164 HOUSING FOR FRONT PLATE W/ 20-22-24-26 BUTTONS
Surface-mounted casing for entrance panels art. IX0220, IX0222, IX0224 and IX0226 with 20-22-24-26 buttons.



IX9165 HOUSING FOR FRONT PLATE W/ 24-27-30-33 BUTTONS
Surface-mounted casing for entrance panels art. IX0324, IX0327, IX0330 and IX0333 with 24-27-30-33 buttons.



IX9170 SURFACE-MNT + PLASTERBOARD FRONT. HOUSING 1-2-3-4
Housing without rainshield for wall and plasterboard installations for Switch front panels art. IX0101, IX0102, IX0103 and IX0104 with 1-2-3-4 buttons.

IX9171 SURFACE-MNT + PLASTERBOARD FRONT. HOUSING 5-6-7-8
Housing without rainshield for wall and plasterboard installations for Switch front panels art. IX0105, IX0106, IX0107 and IX0108 with 5-6-7-8 buttons.

IX9172 SURF-MNT + PLASTERBOARD FRONT. HOUSING 9-10-11-12
Housing without rainshield for wall and plasterboard installations for Switch front panels art. IX0109, IX0110, IX0111 and IX0112 with 9-10-11-12 buttons.



IX9173 SURF-MNT + PLASTERBOARD FRONT. HOUSING 12-14-16-18
Housing without rainshield for wall and plasterboard installations for Switch front panels art. IX0212, IX0214, IX0216 and IX0218 with 12-14-16-18 buttons.

IX9174 SURF-MNT + PLASTERBOARD FRONT. HOUSING 20-22-24-26
Housing without rainshield for wall and plasterboard installations for Switch front panels art. IX0220, IX0222, IX0224 and IX0226 with 20-22-24-26 buttons.



IX9175 SURF-MNT + PLASTERBOARD FRONT. HOUSING 24-27-30-33
Housing without rainshield for wall and plasterboard installations for Switch front panels art. IX0324, IX0327, IX0330 and IX0333 with 24-27-30-33 buttons.

For the installations with accessory, to use the housing with rainshield. NOT PROVIDED HOUSING FOR 36-80 BUTTONS



SWITCH (CONT.)



IX9176

WALL HOUSING FOR FRONT PANEL W/36-39 BUTTONS

Housing without rain shield for surface-mounted installations of Switch front panels art. IX0336 and IX0339 with 36-39 buttons.



IX9177

WALL HOUSING FOR FRONT PANELS W/40-44-48-52 BUTT.

Housing without rain shield for surface-mounted installations of Switch front panels art. IX0440, IX0444, IX0448 and IX0452 with 40-44-48-52 buttons.



IX9178

WALL HOUSING FOR FRONT PANELS W/55-60-65 BUTTONS

Housing without rain shield for surface-mounted installations of Switch front panels art. IX0555, IX0560 and IX0565 with 55-60-65 buttons.



IX9179

WALL HOUSING FOR FRONT PANELS W/70-75-80 BUTTONS

Housing without rain shield for surface-mounted installations of Switch front panels art. IX0570, IX0575 and IX0580 with 70-75-80 buttons.

ADDITIONAL FRONT PLATE

| | | |
|--------|---|---|
| IX9100 | BLANK FRONT PLATE W/ BUTTONS IN 1 COLUMN | Blank front plate with stainless steel finish for Switch entrance panels with 1 button column. Dimensions: 150x129.5x2.5 mm. |
| IX9200 | BLANK FRONT PLATE W/ BUTTONS IN 2 COLUMNS | Blank front plate with stainless steel finish for Switch entrance panels with 2 button columns. Dimensions: 216.4x129.5x2.5 mm. |
| IX9300 | BLANK FRONT PLATE W/ BUTTONS IN 3 COLUMNS | Blank front plate with stainless steel finish for Switch entrance panels with 3 button columns. Dimensions: 302.9x129.5x2.5 mm. |
| IX9400 | BLANK FRONT PANEL - 4 COLUMNS | Blank front panel with AISI 316 stainless steel finish for Switch entrance panels with 4 button columns. Dimensions (LxHxD): 409x127.5x2.5 mm. |
| IX9500 | BLANK FRONT PANEL - 5 COLUMNS | Blank front panel with AISI 316 stainless steel finish for Switch entrance panels with 5 button columns. Dimensions (LxHxD): 495x127.5x2.5 mm. |
| IX9101 | ELECTRONIC KEY FRONT PLATE - 1 COLUMN | Digital electronic key front plate with LED keypad backlighting and stainless steel finish, for Switch entrance panels with 1 button column. Allows the operation of electric door locks or other devices. Dimensions: 150x129.5x2.5 mm. |
| IX9201 | ELECTRONIC KEY FRONT PLATE - 2 COLUMNS | Digital electronic key front plate with LED keypad backlighting and stainless steel finish, for Switch entrance panels with 2 button columns. Allows the operation of electric door locks or other devices. Dimensions: 216.4x129.5x2.5 mm. |
| IX9301 | ELECTRONIC KEY FRONT PLATE - 3 COLUMNS | Digital electronic key front plate with LED keypad backlighting and stainless steel finish, for Switch entrance panels with 3 button columns. Allows the operation of electric door locks or other devices. Dimensions: 302.9x129.5x2.5 mm. |
| IX9102 | SIMPLEKEY FACILITY FRONT PLATE - 1 COLUMN | Front plate designed for use with Simplekey reader, with stainless steel finish for Switch entrance panels with 1 button column. Dimensions: 150x129.5x2.5 mm. |
| IX9202 | SIMPLEKEY FACILITY FRONT PLATE - 2 COLUMNS | Front plate designed for use with Simplekey reader, with stainless steel finish for Switch entrance panels with 2 button columns. Dimensions: 216.4x129.5x2.5 mm. |
| IX9302 | SIMPLEKEY FACILITY FRONT PLATE - 3 COLUMNS | Front plate designed for use with Simplekey reader, with stainless steel finish for Switch entrance panels with 3 button columns. Dimensions: 302.9x129.5x2.5 mm. |
| IX9402 | FRONT PANEL DESIGNED FOR SIMPLEKEY - 4 COLUMNS | Front panel for Switch with 4 button columns designed for use with Simplekey reader, with AISI 316 stainless steel finish. Dimensions (LxHxD): 409x127.5x2.5 mm. |
| IX9502 | FRONT PANEL DESIGNED FOR SIMPLEKEY - 5 COLUMNS | Front panel for Switch with 5 button columns designed for use with Simplekey reader, with AISI 316 stainless steel finish. Dimensions (LxHxD): 495x127.5x2.5 mm. |



SWITCH (CONT.)



IX9103 VIGIK FACILITY FRONT PLATE - 1 COLUMN
Front plate designed for use with Vigik reader, with stainless steel finish for Switch entrance panels with 1 button column. Dimensions: 150x129.5x2.5 mm.



IX9203 VIGIK FACILITY FRONT PLATE - 2 COLUMNS
Front plate designed for use with Vigik reader, with stainless steel finish for Switch entrance panels with 2 button columns. Dimensions: 216.4x129.5x2.5 mm.

IX9303 VIGIK FACILITY FRONT PLATE - 3 COLUMNS
Front plate designed for use with Vigik reader, with stainless steel finish for Switch entrance panels with 3 button columns. Dimensions: 302.9x129.5x2.5 mm.

IX9104 MAGNETIC INDUCTION FRONT PLATE - 1 COLUMN
Front plate for Switch entrance panels with 1 button column, featuring an audio induction loop which allows hearing impaired users to listen to the audio conversation on the external unit via their own hearing aid device (with T switch). Stainless steel finish. Dimensions: 150x129.5x2.5 mm.

IX9204 MAGNETIC INDUCTION FRONT PLATE - 2 COLUMNS
Front plate for Switch entrance panels with 2 button columns, featuring an audio induction loop which allows hearing impaired users to listen to the audio conversation on the external unit via their own hearing aid device (with T switch). Stainless steel finish. Dimensions: 216.4x129.5x2.5 mm.

IX9304 MAGNETIC INDUCTION FRONT PLATE - 3 COLUMNS
Front plate for Switch entrance panels with 3 button columns, featuring an audio induction loop which allows hard-of-hearing users to listen to the audio conversation on the external unit via their own hearing aid device (with T switch). Stainless steel finish. Dimensions: 302.9x129.5x2.5 mm.

IX9404 MAGNETIC INDUCTION FRONT PANEL - 4 COLUMNS
Front panel for Switch with 4 button columns, featuring a magnetic induction loop which allows hearing impaired users to listen to the audio conversation on the external unit via their own hearing aid device (with T-coil selector switch). AISI 316 stainless steel. Dimensions (LxHxD): 409x127.5x20 mm.

IX9504 MAGNETIC INDUCTION FRONT PANEL - 5 COLUMNS
Front panel for Switch with 5 button columns, featuring a magnetic induction loop which allows hearing impaired users to listen to the audio conversation on the external unit via their own hearing aid device (with T-coil selector switch). AISI 316 stainless steel. Dimensions (LxHxD): 495x127.5x20 mm.

FLUSH-MOUNTED BOXES FOR ADDITIONAL FRONT PLATE

- IX9156** **FLUSH-MOUNTED BOX FOR FRONT PLATE W/ACCESS. 1 COLUMN**
 Flush-mounted box for front plate accessory for Switch series entrance panels with 1 column. Dimensions: 124x110.5x55 mm.
- IX9157** **FLUSH-MOUNTED BOX FOR FRONT PLATE W/ACCESS. 2 COLUMNS**
 Flush-mounted box for front plate accessory for Switch series entrance panels with 2 columns. Dimensions: 190.4x110.5x55 mm.
- IX9158** **FLUSH-MOUNTED BOX FOR FRONT PLATE W/ACCESS. 3 COLUMNS**
 Flush-mounted box for front plate accessory for Switch series entrance panels with 3 columns. Dimensions: 276.9x110.5x55 mm.
- IX9184** **FLUSH-MOUNT BOX FOR FRONT PANEL ACCESS., 4 COLUMNS**
 Flush-mounted box for Switch front plate accessory with 4 button columns, galvanised steel finish. Dimensions (LxHxD): 383x110.5x56 mm.
- IX9185** **FLUSH-MOUNT BOX FOR FRONT PANEL ACCESS., 5 COLUMNS**
 Flush-mounted box for Switch front plate accessory with 5 button columns, galvanised steel finish. Dimensions (LxHxD): 469x110.5x56 mm.



WALL-MOUNT HOUSING WITH RAINSHIELD FOR ADDITIONAL FRONT PLATE

- IX9160A** **HOUSING FOR FRONT PLATE W/ 1-2-3-4 BUTTONS + ACC**
 Housing WITH RAINSHIELD for wall installations for Switch front panels art. IX0101, IX0102, IX0103 and IX0104 with 1-2-3-4 buttons and accessory front panel 1 button column.
- IX9161A** **HOUSING FOR FRONT PLATE W/ 5-6-7-8 BUTTONS + ACC**
 Housing WITH RAINSHIELD for wall installations for Switch front panels art. IX0105, IX0106, IX0107 and IX0108 with 5-6-7-8 buttons and accessory front panel 1 button column.
- IX9162A** **HOUSING FOR FRONT PLATE W/ 9-10-11-12 BUTTONS +ACC**
 Housing WITH RAINSHIELD for wall installations for Switch front panels art. IX0109, IX0110, IX0111 and IX0112 with 9-10-11-12 buttons and accessory front panel 1 button column.
- IX9163A** **HOUSING FOR FRONT PLATE W/ 12-14-16-18 BUTTONS+ACC**
 Housing WITH RAINSHIELD for wall installations for Switch front panels art. IX0212, IX0214, IX0216 and IX0218 with 12-14-16-18 buttons and accessory front panel 2 button columns.
- IX9164A** **HOUSING FOR FRONT PLATE W/ 20-22-24-26 BUTTONS+ACC**
 Housing WITH RAINSHIELD for wall installations for Switch front panels art. IX0220, IX0222, IX0224 and IX0226 with 20-22-24-26 buttons and accessory front panel 2 button columns.
- IX9165A** **HOUSING FOR FRONT PLATE W/ 24-27-30-33 BUTTONS+ACC**
 Housing WITH RAINSHIELD for wall installations for Switch front panels art. IX0324, IX0327, IX0330 and IX0333 with 24-27-30-33 buttons and accessory front panel 3 button columns.




EXTERNAL UNITS

PRODUCT CATALOG

SWITCH (CONT.)

ACCESSORIES



1250U **AUDIO OR AUDIO/VIDEO UNIT ADAPTER**



3061M **MASTER BUTTON WITH NAMEPLATE**
Master button that can be used in both 2-wire and ViP digital systems, consisting of a nameplate and a steel pressure call button (item 3060S), replaceable in the material and colour (items 3060A, 3060B). The brightness of the white LED is adjustable on the back. The installation is foreseen on 2.5 mm thick metal plates.



3061S **SLAVE BUTTON WITH NAMEPLATE**
Slave button that can be used in both 2-wire and ViP digital systems, consisting of a nameplate and a steel pressure call button (item 3060S), replaceable in the material and colour (items 3060A, 3060B). The brightness of the white LED is adjustable on the back. The installation is foreseen on 2.5 mm thick metal plates.



3058 **NAMEPLATE FOR BUTTON 3061M-3061S-3061A**
Spare nameplate for button 3061M - 3061S - 3061A. Pack of 5 units.



3059 **LABEL SHEETS FOR 30161 AND INOX ENTRANCE PANEL**

Horizontal lines for text entry.



VANDALCOM - MODULAR AUDIO/VIDEO ENTRANCE PANEL IN VANDAL-PROOF STEEL

CODES IN THE FOLLOWING TABLES



VANDALCOM is the vandal-resistant stainless steel entrance panel designed to withstand even the most violent acts of vandalism. The frame is available in 2 different colors (steel grey and dark grey) for analog and digital versions. Boxes made using 1.5 mm thick galvanized aluminum, impact-proof modules created using 2 thick stainless steel plates, stainless steel short stroke buttons - not recessed but flush with the plate - and special armored screws: every detail has been specifically designed to withstand violent acts of vandalism.

Installation systems



Technical Manual



AVAILABLE VERSIONS

| | | | | | |
|--|---|--|---|--|--|
| | EXAMPLE ANALOG AUDIO COMPOSITION | | EXAMPLE ANALOG AUDIO/VIDEO COMPOSITION | | EXAMPLE ANALOG AUDIO COMPOSITION |
| | EXAMPLE ANALOG AUDIO/VIDEO COMPOSITION | | EXAMPLE DIGITAL AUDIO COMPOSITION | | EXAMPLE DIGITAL AUDIO/VIDEO COMPOSITION |

FEATURES AND FUNCTIONS

GENERAL FEATURES

| | |
|-----------------|-----------------------------|
| Type | Modular |
| Product colour | Steel |
| Material | Stainless steel |
| Flush-mounted | Yes, with special accessory |
| Wall-mounted | Yes, with special accessory |
| Rain protection | Yes, with special accessory |

COMPATIBLE SYSTEMS

| | |
|---|---|
| Compatible with the audio and the audio/video unit | Art.1682, Art.1621, Art.1622, Art.1622VC, Art.4680C, Art.4681, Art.4682HD |
| Audio/Video Simplebus 2 with 4888CU power supply unit | Yes |
| Audio/video Simplebus 2 with 1210 power supply unit | Yes |
| Kit audio/video Simplebus 2 with 1209 power supply unit | Yes |
| Audio Simplebus 2 with 1210 power supply unit | Yes |
| Audio Simplebus 1 | Yes |
| ViP | Yes |

HARDWARE SPECIFICATIONS

| | |
|--------------|------------------|
| Call type | Buttons, Digital |
| Type buttons | Mechanical |

ENVIRONMENTAL AND CONFORMITY SPECIFICATIONS

| | |
|----------------------------------|-----------|
| IP protection rating | IP54 |
| Anti-vandal IK protection rating | IK10 |
| Operating temperature (°F) | -13 - 131 |
| RH max operating humidity (%) | 25 - 95 |

COMPONENTS



WALL-MOUNT STAINLESS STEEL HOUSING, VANDALCOM SERIES

| | Code | Module | Dimensions |
|------|--------|--------|-----------------------|
| 3159 | 3159/1 | 1 | 5.6 x 5.6 x 2.3 inch |
| | 3159/2 | 2 | 5.6 x 10 x 2.3 inch |
| | 3159/3 | 3 | 5.6 x 14.4 x 2.3 inch |



FLUSH-MOUNT BOX FOR VANDALCOM ENTRANCE PANEL

| | Code | Module | Dimensions |
|------|--------|--------|-----------------------|
| 3160 | 3160/1 | 1 | 5.1 x 5.1 x 2.3 inch |
| | 3160/2 | 2 | 5.1 x 9.5 x 2.3 inch |
| | 3160/3 | 3 | 5.1 x 13.9 x 2.3 inch |



VANDALCOM SERIES FRAME. DARK GREY COLOUR
Made in die-cast aluminum and coated with special weather-resistant powder paint. Dark grey color.

| | Code | Module | Dimensions |
|------|--------|--------|------------------------|
| 3161 | 3161/1 | 1 | 5.6 x 5.6 x 0.7 inch |
| | 3161/2 | 2 | 5.6 x 10 x 0.7 inch |
| | 3161/3 | 3 | 5.6 x 14.45 x 0.7 inch |



VANDALCOM SERIES FRAME. STEEL GREY COLOUR

| | Code | Module | Dimensions |
|--------|---------|--------|------------------------|
| 3161/A | 3161/1A | 1 | 5.6 x 5.6 x 0.7 inch |
| | 3161/2A | 2 | 5.6 x 10 x 0.7 inch |
| | 3161/3A | 3 | 5.6 x 14.45 x 0.7 inch |



VANDALCOM (CONT.)



| | | | |
|--------------|--|--------|-------------------------|
| 3262S | MODULE FOR AUDIO UNITS | | |
| | Made using double 0.10 inch 316 stainless steel plate. To be equipped with an audio unit depending on the cabling system used. | | |
| | Code | Module | Dimensions |
| | 3262S/0 | 0 | 4.17 x 4.17 x 0.22 inch |
| | 3262S/1 | 1 | 4.17 x 4.17 x 0.22 inch |
| | 3262S/2 | 2 | 4.17 x 4.17 x 0.22 inch |



| | | | |
|--------------|---|--------|-------------------------|
| 3268S | MODULE FOR AUDIO/VIDEO UNITS | | |
| | Made using double 0.10 inch 316 stainless steel plate. For use with audio/video unit depending on the wiring system used. | | |
| | Code | Module | Dimensions |
| | 3268S/0 | 0 | 4.17 x 4.17 x 0.22 inch |
| | 3268S/1 | 1 | 4.17 x 4.17 x 0.22 inch |
| | 3268S/2 | 2 | 4.17 x 4.17 x 0.22 inch |




| | | |
|--------------|---|--|
| 3063U | SB1/SB2/VIP 8-BUTTON INTERFACE FOR SINGLE PLATE | |
| | Interface for the management of 8 buttons, for use with single-plate outdoor entrance panels Compatible with all systems. Works in conjunction with audio or audio/video modules for the Ultra series entrance panel. Complete with cable with connectors for connection to the audio or audio/video module, or other button interfaces; length 475mm. Dimensions (L x H x D): 74x42x18 mm. | |




| | | |
|--------------|--|--|
| 3064S | 4-BUTTON MODULE, VANDALCOM SERIES | |
| | Made of double 2.5 mm 316 stainless steel plate, complete with 4 pushbutton module. Dimensions 106x106x30 mm | |



| | | | |
|--------------|--|--|---|
| 3070S | DIGITAL CALL MODULE, VANDALCOM SERIES | |  |
| | Module made using double 2.5 mm 316 stainless steel plate, complete with keypad featuring 12 backlit buttons and 16-digit alphanumeric display showing call codes and user interaction messages (busy, etc.). Also functions as an electronic key code with 1000 possible different 6-digit command codes. Dimensions: 106x106x56 mm. Compatible only with the art. 4680, 4680C, 4681, 4682HC, 4682HD, 1621, 1621VC, 1622, 1622VC, 1682 and 1682HVC combined with the fronts art. 3262S/x and 3268S/x. | | |



| | | | |
|--------------|--|--|---|
| 3072S | DIGITAL DIRECTORY MODULE, VANDALCOM SERIES | |  |
| | Module made using double 2.5 mm 316 stainless steel plate, complete with 4 backlit buttons and 32-digit alphanumeric display. Stores up to 1000 user names. Scroll through names using 2 search buttons. Once the name is displayed, simply press the call button. Dimensions: 106x106x56 mm. Compatible only with the art. 4680, 4680C, 4681, 4682HC, 1621, 1621VC, 1622, 1622VC, 1682 and 1682HVC combined with the fronts art. 3262S/x and 3268S/x. | | |

| | | |
|-------------|---|--|
| 3164 | VANDALCOM SERIES CLEAN CONTACT 4-BUTTON MODULE | |
| | Module made using double 2.5 mm 316 stainless steel plate, complete with 4 stainless steel buttons, with backlit nameplate. Dimensions: 106x106x21 mm | |



| | | |
|-------------|---|--|
| 3176 | VANDALCOM BLANK MODULE | |
| | Made using double 2.5 mm stainless steel plate. Dimensions: 106x106x9 mm. | |



3176S

STEEL BLANK MODULE, VANDALCOM SERIES

Made using double 2.5 mm stainless steel plate. Dimensions: 106x106x9 mm.



3179S

MODULE FOR SIMPLEKEY READER, VANDALCOM SERIES

Module made using double 2.5 mm 316 stainless steel plate, with facility for housing SimpleKey units SK9000I-SK9001I. Compatible with GS3 panel mount readers by Comelit PAC. Dimensions: 106x106x9 mm



3186S

INDICATION/NAMEPLATE MODULE, VANDALCOM SERIES

Module made using double 2.5 mm 316 stainless steel plate. Complete with white label for general information (house no., etc.) and pre-printed label with space for 12 user names. Dimensions: 106x106x9 mm.



3188SB

VANDALCOM ELECTRONIC KEY

Made using double 2.5 mm 316 stainless steel plate. Complete with backlit keypad. Features 300 different 8-digit codes that can be programmed from the keypad to control two relays (10A), as well as a confirm request buzzer and relay activation LED. Relay closure time can be set from the keypad. Dimensions: 106x106x56 mm.



1172B

LED BULB FOR EXTERNAL UNITS

LED bulb for nameplate lighting.





| | | |
|--------|---|-----|
| 1621 | <p>SIMPLEBUS 2W AUDIO UNIT WITH LED, IKALL SERIES Speaker unit for 2-wire systems complete with terminal block and audio control with echo-cancelling, sealed-unit loudspeaker, electret microphone and front-mounted loudspeaker volume control. Complete with microprocessor and 8-position dip switch for programming calls to users. On-board electronic lock-release function (3A) plus C, NC, NO contacts for 10A relay. Timed lock-release input and door open indication. Compatible with power supply unit art. 1210. Dimensions: 102x55x38 mm.</p> | ② |
| 1622 | <p>IKALL SIMPLEBUS AUDIO SPEAKER Audio speaker unit for Simplebus system, complete with terminal block and digital audio management system with Eco-cancelling, watertight loudspeaker and electrets microphone, loudspeaker volume can be adjusted from the front. Complete with microprocessor and DIP SWITCH with 8 positions for programming user calls. 33Vdc power supply via special power supply unit Art. 1595. On-board electronic lock-release function (3A), plus a 10A relay. For use in modules Art. 33400, 33401 and 33402. Dimensions: 102x55x38 mm. Compatible with all Simplebus 2 functions and products. It allows call addressing for up to 120000 users. Timed lock-release inputs and door open indication.</p> | ② |
| 1622VC | <p>2 WIRES IKALL AUDIO UNIT FOR REMOTE CAMERA Module which allows modulation and transmission of the colour video signal on the riser. On input it has the composite video signal of a colour camera. Complete with microprocessor and DIP SWITCH with 8 positions for programming calls to users. 33Vdc power supply via special power supply unit Art. 1595. On-board electronic lock-release function (3A), plus C, NC, NO contacts for 10A relay. For use in modules Art. 33400, 33401 and 33402. Dimensions: 102x55x38 mm. Compatible with all Simplebus 2 functions and products. It allows call addressing for up to 120000 users. Timed lock-release inputs and door open indication.</p> | ② |
| 1682 | <p>IKALL VIP AUDIO ONLY SPEAKER Audio unit for ViP system. Complete with terminal block and digital audio management system with Echo-cancelling, watertight loudspeaker and electret microphone, loudspeaker volume adjustable from the front. For fitting in modules: part. 33400, 33401, 33402. Dimensions: 102x55x38 mm.</p> | VIP |

4680C **2 WIRES AUDIO/VIDEO UNIT**
 Simplebus 2 system audio/video unit with terminal block complete with front-adjustable wide-angle 1.3" CCD colour camera and LED camera illumination. Complete with terminal block and digital audio management system with Eco-cancelling, watertight loudspeaker and electrets microphone, loudspeaker volume can be adjusted from the front. Complete with microprocessor and DIP SWITCH with 8 positions for programming calls to users. Audiovisual indications for disabled individuals assistance request can be activated via programming. 33Vdc power supply via special power supply unit Art. 1595. On-board electronic lock-release function (3A), plus C, NC, NO contacts for 10A relay. For use in modules Art. 33410, 33411 and 33412. Dimensions: 102x55x38 mm. Compatible with all Simplebus 2 functions and products. Allows call addressing for up to 120000 users. Timed lock-release input and door open indication.



4681 **2 WIRES AUDIO/VIDEO UNIT**
 Colour audio-video unit for 2-wire systems with terminal block complete with directable colour camera with front adjustment, LED camera lighting. Complete with terminal block and audio control with echo-cancelling, sealed-unit loudspeaker, electret microphone and front-mounted loudspeaker volume control. Complete with microprocessor and 8-position dip switch for programming calls to users. Programmable audiovisual functions for users with disabilities. On-board electronic lock-release function (3A) plus C, NC, NO contacts for 10A relay. Timed lock-release input and door open indication. Compatible with power supply unit art. 1210. Dimensions: 102x55x38 mm.



4681/4 **A/V UNIT FOR MAX. 4 USERS. S2**
 Colour audio-video unit for 2-wire systems with terminal block complete with directable colour camera with front adjustment, LED camera lighting, max 4 users.. Complete with terminal block and audio control with echo-cancelling, sealed-unit loudspeaker, electret microphone and front-mounted loudspeaker volume control. Complete with microprocessor and 8-position dip switch for programming calls to users. Programmable audiovisual functions for users with disabilities. On-board electronic lock-release function (3A) plus C, NC, NO contacts for 10A relay. Timed lock-release input and door open indication. Compatible with power supply unit art. 1210. Dimensions: 102x55x38 mm.



4682HD **HD AUDIO/VIDEO UNIT IP (VIP)**
 ViP system audio-video unit with terminal block, complete with colour camera. Resolution 1280x720 pixels. Recording angle 110° (H) - 80° (V). IR led camera lighting. Complete with terminal block and digital audio management system with Echo-cancelling, watertight loudspeaker and electrets microphone; loudspeaker volume can be adjusted from the front. Programmable audio visual functions for users with disabilities. Standard POE audio-video unit, but if necessary 33 VDC power supply can be used the power supply unit art. 1595. Compatible with H.264 video format. Dimensions: 102x55x38 mm.



PTT-VF **POSTAL LOCK FLUSH MOUNT MODULE FOR VANDALCOM ENTRANCE PANEL**
 2 module stand-alone unit with flush mount bracket. To be used with US and Canadian government standard post lock mechanism. Includes PTT, Vandalcom frame and flush mount bracket. Lock not included.



PTT-VS **POSTAL LOCK SURFACE MOUNT MODULE FOR VANDALCOM ENTRANCE PANEL**
 2 module stand-alone unit with surface mount bracket. To be used with US and Canadian government standard post lock mechanism. Includes PTT, Vandalcom frame and surface mount bracket. Lock not included.




EXTERNAL UNITS

PRODUCT CATALOG

BELLO OUTDOOR ENTRANCE PANEL KIT, SIMPLEBUS 2

EX-B



Wall-mounted video intercom door station, Bello series. Wide-angle (108°) high-resolution color camera and white LEDs for night lighting. Water resistant front panel (certified IP54 degree of protection). Tested against corrosion in salt spray and extreme sunlight conditions with UV rays. The robustness of the call button has been tested with over 120k activations. Operating temperature range of -31°F to 131°F. Power supply from bus line. Dimensions: 5.8x3.1x1 inches.

5.9x3.1x1 (LxHxP INCH)

Installation systems



Technical
Manual



FEATURES AND FUNCTIONS

GENERAL FEATURES

| | |
|----------------|----------------------------------|
| Type | Monolithic |
| Product colour | Black, Grey RAL7035, Transparent |
| Material | ABS, Polycarbonate Makrolon 2407 |
| Wall-mounted | Yes |

COMPATIBLE SYSTEMS

| | |
|---|-----|
| Audio/video Simplebus 2 with power supply art. 1210 | Yes |
| Simplebus 2 audio/video kit with power supply art. 1209 | Yes |

HARDWARE SPECIFICATIONS

| | |
|---------------------|--------------|
| Call type | Push-buttons |
| Type buttons | Mechanical |
| Number of buttons | 1 |
| Backlighting colour | White |

ENVIRONMENTAL AND CONFORMITY SPECIFICATIONS

| | |
|----------------------------------|---|
| IP protection rating | IP54 |
| Anti-vandal IK protection rating | IK08 |
| Operating temperature (°F) | -13 - 131 |
| RH max operating humidity (%) | 1 - 95 |
| Environmental class | IV |
| Conformity and Certifications | RoHS II - 2011/65/UE (EN IEC 63000:2018), EMC 2014/30/UE (EN 61000-6-1:2007, EN 61000-6-3:2007+A1:2011) |

ACCESSORIES



EX-B

BELLO OUTDOOR ENTRANCE PANEL KIT. SB2

Bello series surface-mounted external unit for video entry systems. Wide-angle high-resolution colour video camera (108°) with white LEDs for night-time lighting. Water-resistant front panel (certified protection rating IP54). Tested for corrosion in saline mist and in extreme sunlight with UV rays. The durability of the call button has been tested with over 120k activations. Operating temperature -31°F to 131°F. Power supply from bus line. Dimensions: 5.8x3.1x1 inches.



EX-BSB

BELLO DOOR ENTRY PANEL+SWITCHING DEVICE KIT. SB2

Expansion kit consisting of 1 wall-mounted external unit for video entry systems, Bello series wide-angle high-resolution colour video camera (108°) with white LEDs for night-time lighting, water-resistant front panel (certified protection rating IP54), tested for corrosion in saline mist and in extreme sunlight with UV rays, durability of the call button tested with over 120k activations, operating temperature -31°F to 131°F, and 1 audio/video switching device art. 1405. Compatible with kits art. HFX-700B, HFX-700W and HFX-9500M.



PRODUCT CATALOG

GUIDE TO VIDEO ENTRY TECHNOLOGY

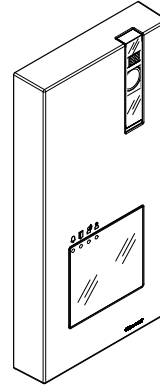
VIDEO ENTRY TECHNOLOGY



125

QUADRA - MONOBLOCK ENTRANCE PANEL AUDIO/VIDEO IN ALUMINUM FACEPLATE

4893M 4899M 4899MK



3.74 x 7.68 x 1.1 (LxHxP INCH)

QUADRA series wall-mounted external video entry unit with mechanical buttons. Die-cast aluminum faceplate, wide-angle color camera and a single LED for nighttime lighting. Indicator LED for call sent, lock-release activated, audio activated and system busy. Adjustment of speaker volume and audio balance. Power supply from bus line.



Installation systems



Technical Manual



FEATURES AND FUNCTIONS

GENERAL FEATURES

| | |
|------------------------|--------------------|
| Type | Monolithic |
| Product colour | Grey RAL 9006 |
| Material | Die-cast aluminium |
| Wall-mounted | Yes |
| Rain shield (optional) | Art. 4792 |

COMPATIBLE SYSTEMS

| | |
|---|-------------|
| Kit audio/video Simplebus 2 with 1209 power supply unit | Yes (4893M) |
| VIP | Yes (4899M) |

HARDWARE SPECIFICATIONS

| | |
|---------------------|-------------|
| Call type | Buttons |
| Type buttons | Mechanical |
| Number of buttons | From 1 to 4 |
| Backlighting colour | White |

ENVIRONMENTAL AND CONFORMITY SPECIFICATIONS

| | |
|----------------------------------|-----------|
| IP protection rating | IP54 |
| Anti-vandal IK protection rating | IK08 |
| Operating temperature (°F) | -13 - 131 |
| RH max operating humidity (%) | 25 - 95 |
| Environmental class | IV |

Conformity and Certifications
RoHS II - 2011/65/UE (EN 50581:2012),
EMC 2014/30/UE (EN 61000-6-1:2007, EN 61000-6-3:2007+A1:2011)

ACCESSORIES



4791A ADAPTER PLATE FOR EXTRA-CIAO-QUADRA
 Plate allowing installation of the Extra, Ciao and Quadra external units in 1- and 2-module flush-mounted boxes by Comelit, Bticino and Urmet. Dimensions (LxHxP): 137x236x2.5 mm.



4792 RAIN SHIELD FOR QUADRA ENTRANCE PANEL
 Rain shield in painted aluminum for Quadra entrance panel, grey colour. Dimensions (WxHxD): 99x210x41 mm.

4793MB BLACK FACEPLATE FOR QUADRA W/BUTTONS
 Black color faceplate for Quadra entrance panel with mechanical buttons.


4793MC CORTEN FACEPLATE FOR QUADRA W/BUTTONS
 Corten color faceplate for Quadra entrance panel with mechanical buttons.

4793C CORTEN FACEPLATE FOR QUADRA ENTRANCE PANEL
 Corten faceplate for Quadra entrance panel

4793MA ALUMINUM FACEPLATE FOR QUADRA W/BUTTONS
 Aluminum color faceplate for Quadra entrance panel with mechanical buttons.



1209 SIMPLEBUS2 VIDEO KIT POWER SUPPLY UNIT
 33 VDC power supply unit with overload and short circuit protection devices. It has two separate continuous outputs: one to power the external unit and electric lock, and the other to power the monitor. Input voltage 110-240 VAC. Dimensions: 106x62x89 mm (6 DIN modules).



1217A LABEL SHEETS FOR QUADRA W/BUTTONS
 The kit contains 10 sheets of adhesive labels for nameplates.



QA9210 2 DOUBLE-HEIGHT BUTTONS FOR QUADRA ENTRANCE PANEL
 Double-height buttons for use with the Quadra series entrance panel. Pack of 2 units.



QA9211 4 SINGLE BUTTONS FOR QUADRA ENTRANCE PANEL
 Single button for use with the Quadra series entrance panel. Pack of 4 units.

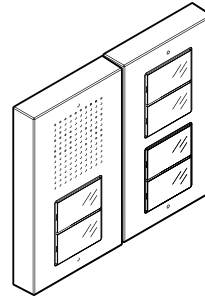


QA9213 1 LARGE BUTTON FOR QUADRA ENTRANCE PANEL
 Large button for use with the Quadra series entrance panel. Pack of 1 unit.



CIAO - THE MODULAR ENTRANCE PANEL IN ALUMINIUM FACEPLATE

CODES IN THE FOLLOWING TABLES



3.9 x 6.7 x 11.2 SINGLE MODULE (LxHxD INCH)

Modular wall-mounted external unit Serie Ciao. Front in technopolymer and white (2-wire) or light blue (traditional) LED backlighting of name-holders. Available versions from 1 up to 72 buttons connecting both pushbuttons vertically and horizontally.

Installation systems



Technical Manual



AVAILABLE VERSIONS



SINGLE MODULE
CA2100A
+ CA921x



MULTIPLE MODULE
CA2100A + CA2200A
+ CA921x

FEATURES AND FUNCTIONS

GENERAL FEATURES

| | |
|----------------|---------------|
| Type | Monolithic |
| Product colour | Grey RAL 9006 |
| Wall-mounted | Yes |

COMPATIBLE SYSTEMS

| | |
|-------------------|------------------------------------|
| Audio Simplebus 2 | Yes (CA2100A - CA2200A - KCA2061A) |
| Traditional 4+N | Yes (CA5100A - KCA5061B) |
| 2 wire analogue | Yes (CA0061 - KCA0061) |

HARDWARE SPECIFICATIONS

| | |
|-------------------|--|
| Call type | Buttons |
| Type buttons | Mechanical |
| Number of buttons | From 1 to 72 (Simplebus 2), from 1 to 2 (Traditional 4+N), 1 (2 wire analogue) |

ENVIRONMENTAL AND CONFORMITY SPECIFICATIONS

| | |
|----------------------------------|--|
| IP protection rating | IP54 |
| Anti-vandal IK protection rating | IK08 |
| Operating temperature (°F) | -13 - 131 |
| RH max operating humidity (%) | 25 - 95 |
| Environmental class | IV |
| Conformity and Certifications | RoHS II - 2011/65/UE (EN 50581:2012), EMC 2014/30/UE (EN 61000-6-1:2007, EN 61000-6-3:2007+A1:2011) |

ACCESSORIES



CA2100A

1/2/4/8-BUTTON CIAO ENTRANCE PANEL. S2

Ciao series outdoor audio entrance panel for Simplebus 2 system and designed for 1- to 8-call systems. Front panel in technopolymer, resistant to atmospheric agents (IP54 protection rating and paint with anti-UV treatment) and acts of vandalism (IK08 protection rating). Smart button programming function. Wall installation support included. Buttons for configuration in 1, 2, 4 or 8 calls available to purchase separately.



CA2200A

2/4/8/16-BUTTON CIAO MODULE. S2

Ciao series button module for Simplebus 2 system. Front panel in technopolymer, resistant to atmospheric agents (IP54 protection rating and paint with anti-UV treatment) and acts of vandalism (IK08 protection rating). To be finished with 2/4/8/16 call buttons (art. CA9210, CA9211, CA9212 and 2 x CA9212 respectively), available to purchase separately. Supplied with a surface mounting bracket. Can be installed alongside (horizontally or vertically) up to 4 button modules. For use in conjunction with art. CA2100A.



4791A

ADAPTER PLATE FOR EXTRA-CIAO-QUADRA

Plate allowing installation of the Extra, Ciao and Quadra external units in 1- and 2-module flush-mounted boxes by Comelit, Bticino and Urmet. Dimensions (LxHxP): 137x236x2.5 mm.



CA9190

RAIN SHIELD FOR CIAO ENTRANCE PANEL

Aluminium rain shield for Ciao entrance panel.



CA9213

1 LARGE BUTTON FOR CIAO ENTRANCE PANEL

Large button for use with the Ciao series entrance panel.



CA9210

2 DOUBLE-HEIGHT BUTTONS FOR CIAO ENTRANCE PANEL

Double-height buttons for use with the Ciao series entrance panel.



CA9211

4 SINGLE BUTTONS FOR CIAO ENTRANCE PANEL

Single buttons for use with the Ciao series entrance panel.



CA9212

4 DOUBLE BUTTONS FOR CIAO ENTRANCE PANEL

Large button for use with the Ciao series entrance panel.



EMERGENCY - MONOLITHIC AUDIO/VIDEO PANEL FOR EMERGENCY CALLS

3460EA 3460HEV 3460HA 3460HHV



7.09 x 9.02 x 0.12 (LxHxP INCH)

Pushbutton panels for public and private safety functions in parking areas. Available in audio and audio/video versions, all stainless steel construction; allows calls to be sent to and received from an emergency station. Can be integrated in existing VIP systems.

Installation systems



Technical Manual



AVAILABLE VERSIONS



**EMERGENCY CALL
AUDIO**
3460EA



**EMERGENCY CALL
AUDIO/VIDEO**
3460HEV



**HELP POINT
AUDIO**
3460HA



**HELP POINT
AUDIO/VIDEO**
3460HHV

FEATURES AND FUNCTIONS

GENERAL FEATURES

| | |
|----------------|-----------------------------|
| Type | Monolithic |
| Product colour | Steel |
| Material | Aluminium finish |
| Wall-mounted | Yes, with special accessory |

COMPATIBLE SYSTEMS

| | |
|-----|-----|
| VIP | Yes |
|-----|-----|

HARDWARE SPECIFICATIONS

| | |
|-------------------|------------|
| Call type | Buttons |
| Type buttons | Mechanical |
| Number of buttons | 1 |

ENVIRONMENTAL AND CONFORMITY SPECIFICATIONS

| | |
|----------------------------------|--|
| IP protection rating | IP54 |
| Anti-vandal IK protection rating | IK08 |
| Operating temperature (°F) | -13 - 131 |
| RH max operating humidity (%) | 25 - 95 |
| Environmental class | III |
| Conformity and Certifications | RoHS II - 2011/65/UE (EN 50581:2012), EMC 2014/30/UE (EN 61000-6-1:2007, EN 61000-6-3:2007+A1:2011) |

ACCESSORIES



3461

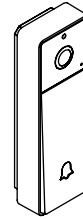
WALL HOUSING FOR EMERGENCY AND HELP POINT

Stainless steel accessory for wall-mounted entrance panels Art. 3460EA, 3460HEV, 3460HA, 3460HHV. Dimensions 175.8x226.6x56.6 mm



VISTO

VS8101 VS8111



1.85 x 5.35 x 1.26 (LxHxP INCH)

Italian designed smart doorbell which allow audio/video communication from the door to the smartphone/tablet using the Wi-Fi network. With the Visto app, you will always be in touch with what is going on at your house; if you are across town or even in another country. Dark graphite RAL9011 color.

Systèmes d'installation



Technical Manual



ACCESSORIES



VISTOCAM

ADDITIONAL CAMERA FOR KITVISTO

Visto Cam is an indoor camera that allows you to watch over the inside of the home or the workplace for greater comfort and safety. Check what your children are doing or what problems the pet may have created. Always be at home, even when you are around the world.



VISTOCAM/E

OUTDOOR CAMERA FOR VISTO SYSTEM

The Visto outdoor camera allows you to have alternative views of the exterior of the house, the workplace and yard. It allows a high level of security and monitoring of areas such as walkways, garages, entrances and alleys.



VISTOCAM360

3D VIEW INDOOR SMART CAMERA. VISTO SYSTEM

The Smart 3D indoor camera is a revolutionary camera that allows you to view the image with a 4MP quality and rotate it in any direction, to communicate with anyone near it and to record on the micro-SD card, avoiding the loss of important events even in the absence of connection, for a 360° protection.



APP COMELIT VISTO

APP FOR VISTO SERIES SYSTEMS



3522

ADAPTER FOR WI-FI VISTO KIT

Adaptateur de tension pour sonnette smart Visto. Tension d'entrée 12±20 VAC, sortie pour alimenter la sonnette smart Visto. Il est possible de contrôler les sonnette déjà existantes. Boîtier en matière plastique, couleur dark graphite RAL9011. Dimensions (L x H x P): 59x40x14 mm.



3532

ADDITIONAL WIRELESS BELL FOR VISTO KIT

Wireless additional bell for Visto smart doorbell, 433 MHz operating frequency, adjustable volume, various selectable melodies, powered by 2 batteries (size AA, 1.5V, not included), wall mounting, white/silver color.



| | |
|--------------|---|
| 3527B | 3527B DARK GRAPHITE COVER FOR VISTO EXTERNAL UNIT Cover replacement for Visto smart doorbell. Plastic material, dark graphite RAL9011 color. |
| 3527S | 3527S SILVER MIST COVER FOR VISTO EXTERNAL UNIT Cover replacement for Visto smart doorbell. Plastic material, silver mist RAL9006 color. |
| 3528 | ADAPTER PLATE FOR VISTO KIT Plate for the installation of the Visto smart doorbell on existing recessed boxes type 503 (horizontal and vertical) with interaxis of 3.28 inch, square boxes with interaxis of 2.44 inch, box type 502/German/round with interaxis of 2.36 inch. Made of PMMA, white color. |
| 3525 | LEFT-RIGHT ADJUSTABLE BRACKET FOR VISTO Left/right adjustable bracket for Visto smart doorbell, 20° horizontal inclination, plastic material, silver mist RAL9006 color. |
| 3526 | UP-DOWN ADJUSTABLE BRACKET FOR VISTO Up/down adjustable bracket for Visto smart doorbell, 10° vertical inclination, plastic material, silver mist RAL9006 color. |
| 3534 | 24VDC POWER SUPPLY UNIT WITH EU-UK-US PLUG Power supply for Visto smart doorbell, input voltage 110÷240 VAC, output voltage 24 VDC. Interchangeable plugs for the European, English and American markets supplied. |



FEATURES AND FUNCTIONS

| | |
|----------------------------------|--|
| Finish type | Plastic |
| System ViP | Yes |
| Wall-mounted | Yes |
| Sensor type | 1/4" CMOS |
| Lens optical dimensions (pc) | 0.38 |
| Angle of view (H x V - °) | 170 (diagonal) |
| Sensitivity (lux) | 2 |
| Video resolution (H x V - pixel) | 1280 x 720 |
| Video compression | H.264 |
| Call for buttons | Yes |
| Total buttons | 1 |
| Operating temperature (°F) | -13 - 131 |
| Operating humidity RH (%) | 0 - 75 |
| Type of power supply | PoE |
| PoE power supply / PoE class | Standard IEEE 802.3af, 36-57VDC, standard PoE - Classe 2 |
| Type of LAN network | Ethernet 10/100 Mbit/s |
| IP address assignment | Auto IP, DHCP, Static |

EXTERNAL UNITS

PRODUCT CATALOG

AUDIO AND AUDIO/VIDEO UNITS (COMPARISON TABLE)

AUDIO



| | 1622 | 1621 | 1682 |
|--------------------------------------|-------------------------------------|--------------------------------------|---|
| GENERAL FEATURES | | | |
| COMPATIBLE SYSTEM | Simplebus 1 | Simplebus 2 | ViP |
| AUDIO SYSTEM | Yes | Yes | Yes |
| AUDIO/VIDEO SYSTEM | Yes | Yes | Yes |
| OUTPUT FOR INDUCTION LOOP MODULE | | | |
| CAMERA | | | |
| DIAGONAL VIEWING ANGLE (°) | | | |
| VIDEO ENCODING | | | |
| TYPE OF SENSOR | | | |
| HORIZONTAL RESOLUTION (TVL) | | | |
| MINIMUM ILLUMINATION (LUX) | | | |
| LENS SIZE (INCH) | | | |
| CAMERA ORIENTATION | | | |
| POWER SUPPLY VOLTAGE | 33VDC | 33VDC | 30 - 57 |
| ABSORPTION IN STAND-BY (MA) | | 0 - 53 | |
| ABSORPTION DURING CALL (MA) | | 0 - 68 | |
| ABSORPTION DURING COMMUNICATION (MA) | | 0 - 90 | |
| CLAMPS | L L V+V- RTE DO PR GND SE COM NC NO | L L V+V- RTE DO GND SE- SE+COM NC NO | TX- TX+RX- RX+V- V+RTE GND SE COM NC NO |
| MICROPHONE VOLUME CONTROL | Yes | | Yes |
| LOUDSPEAKER VOLUME CONTROL | Yes | Yes | Yes |
| OPERATING TEMPERATURE (°C) | -13 - 131 | -13 - 131 | -13 - 131 |
| RH MAX OPERATING HUMIDITY (%) | 0 - 75 | 0 - 75 | 0 - 75 |
| SIGNAL/NOISE RATIO (DB) | | | |
| VIDEO OUTPUT | | | |
| ELECTRICAL SPECIFICATIONS | | | |
| DOOR RELEASE (DIRECT CURRENT OUTPUT) | Yes | Yes | Yes |

AUDIO/VIDEO



| | 4680C | 4681 | 4682HD |
|--|-------------------------------------|--------------------------------------|---|
| | Simplebus 1 | Simplebus 2 | ViP |
| | Yes | Yes | Yes |
| | | | Yes |
| | Colour | Colour | Colour |
| | | | 125 |
| | | | H.264 |
| | | | 1/3" CMOS |
| | 540 | 540 | |
| | 0.35 | 0.35 | 7 |
| | 3.60 | 3.60 | 2.80 |
| | Yes | Yes | |
| | | | 57 |
| | | | |
| | | | |
| | L L V+V- RTE DO PR GND SE COM NC NO | L L V+V- RTE DO GND SE- SE+COM NC NO | TX- TX+RX- RX+V- V+RTE GND SE COM NC NO |
| | Yes | | Yes |
| | Yes | Yes | Yes |
| | -13 - 131 | -13 - 131 | -31 - 131 |
| | 0 - 75 | 0 - 75 | 0 - 75 |
| | 48 | | 40 |
| | 1Vpp 75PAL | | |
| | Yes | Yes | Yes |

PRODUCT CATALOG

GUIDE TO VIDEO ENTRY TECHNOLOGY

VIDEO ENTRY TECHNOLOGY



135

POWER SUPPLY UNITS AND ACCESSORIES

PRODUCT CATALOG

ACCESSORIES AND OTHER COMPONENTS

MULTI-USER GATEWAY

MASTER APARTMENT GATEWAY FOR VIP SYSTEM

Apartment gateway in master version (does not require presence of door entry monitors). Allows the operation of door entry monitor system via tablets and smartphones using the Comelit ViP App, which can be downloaded free of charge. This function can be used locally via a Wi-Fi network or on portable devices using 3G (or higher) networks; automatic switching between Wi-Fi and 3G networks according to availability. In all cases, the gateway should be connected to an ASDL router or another device guaranteeing local Wi-Fi and mobile 3G connectivity. Depending on bandwidth limitations, the gateway can serve up to 15 appliances (including door entry monitors, smartphones, tablets and PCs) with 4 simultaneous audio/video streams. It also allows "intercom" communication between all of the 15 devices served. The gateway is equipped with 1 Ethernet port for ViP system riser input, 1 PoE port, 2 PoE ports (can be set to non-PoE) and 1 non-PoE port. It is also equipped with an input for the power supply. Dimensions: 70x90x62 mm (4 DIN modules).

1456



APARTMENT SLAVE GATEWAY FOR VIP SYSTEM

Apartment gateway in slave version (requires presence of a door entry monitor). Allows the operation of door entry monitor system via tablets and smartphones using the Comelit ViP App, which can be downloaded free of charge. This function can be used locally via a Wi-Fi network or on portable devices using 3G (or higher) networks; automatic switching between Wi-Fi and 3G networks according to availability. In all cases, the gateway should be connected to an ASDL router or another device guaranteeing local Wi-Fi and mobile 3G connectivity. Depending on bandwidth limitations, the gateway can serve up to 15 appliances (including door entry monitors, smartphones, tablets and PCs) with 4 simultaneous audio/video streams. It also allows intercom communication between all of the 15 devices served. The gateway is equipped with 1 Ethernet port for ViP system riser input, 1 PoE port, 2 PoE ports (can be set to non-PoE) and 1 non-PoE port. It is also equipped with an input for the power supply. Dimensions: 70x90x62 mm (4 DIN modules).

1456S



MULTI-USER GATEWAY FOR VIP SYSTEM

Gateway for sending video entry phone calls to ViP internal units, Smartphones/ Tablets on which the Comelit App has been installed and GSM or landline telephones, subject to a SIP provider service subscription. Requires an Internet connection with adequate bandwidth. In order to use the functions of a 1456B, it is necessary to purchase as many separate licences as there are apartments to serve. The 1456B can manage 3 types of licence: Master, Slave and Phone. Each licence can be purchased in 5 different sizes (1, 10, 50, 100, 200) and can be added at any time. Art. 1456B manages up to 400 Master licences and up to 200 Slave or Phone licences. Calls can be forwarded to a maximum of 15 different devices per apartment, depending on the device type and the bandwidth available for transmission. The gateway has 1 Ethernet port for connection to the ViP system network, and 4 ports (including one POE) for the connection of internal units and routers, two selectable ports with POE and one non-POE port. It also has an input for 40-56 VDC power supply. Dimensions: 70x90x62 mm (4 DIN modules).

1456B



THIRD PARTY HOME AUTOMATION INTERFACE

Interface allowing the connection of third party Home Automation devices. 1 port for connection to part. 1440 and 4 ports for connection to the ViP monitor, and other network devices on the private network. Dimensions 70x90x62 mm (4 DIN modules).

1456G



E-MAIL

PERPETUAL LICENSES

CODE

| | |
|--------------------|--|
| 1456B/ME1 | 1 MASTER LICENSE FOR 1456B, VIP SYSTEM (E-MAIL) |
| 1456B/ME10 | 10 MASTER LICENSES FOR 1456B, VIP SYSTEM (E-MAIL) |
| 1456B/ME50 | 50 MASTER LICENSES FOR 1456B, VIP SYSTEM (E-MAIL) |
| 1456B/ME100 | 100 MASTER LICENSES FOR 1456B, VIP SYSTEM (E-MAIL) |
| 1456B/ME200 | 200 MASTER LICENSES FOR 1456B, VIP SYSTEM (E-MAIL) |

SUBSCRIPTION LICENSES

CODE

| | |
|---------------------|--|
| 1456B/MET1 | 1 ANNUAL REN. MASTER LIC. FOR 1456B (EMAIL) |
| 1456B/MET10 | 10 ANNUAL REN. MASTER LIC. FOR 1456B (EMAIL) |
| 1456B/MET50 | 50 MASTER LIC. ANNUAL RENEWAL FOR 1456B(EMAIL) |
| 1456B/MET100 | 100 MASTER LIC. ANNUAL RENEWAL FOR 1456B(EMAIL) |
| 1456B/MET200 | 200 ANNUAL RENEWAL MASTER LIC. FOR 1456B (EMAIL) |

SIP service free with annual renewal

SLAVE LICENSE

CODE

| | |
|--------------------|---|
| 1456B/SE1 | 1 SLAVE LICENSE FOR 1456B, VIP SYSTEM (E-MAIL) |
| 1456B/SE10 | 10 SLAVE LICENSES FOR 1456B, VIP SYSTEM (E-MAIL) |
| 1456B/SE50 | 50 SLAVE LICENSES FOR 1456B, VIP SYSTEM (E-MAIL) |
| 1456B/SE100 | 100 SLAVE LICENSES FOR 1456B, VIP SYSTEM (E-MAIL) |
| 1456B/SE200 | 200 SLAVE LICENSES FOR 1456B, VIP SYSTEM (E-MAIL) |

PHONE LICENSE

CODE

| | |
|--------------------|---|
| 1456B/TE1 | 1 PHONE LICENSE FOR 1456B, VIP SYSTEM (E-MAIL) |
| 1456B/TE10 | 10 PHONE LICENSES FOR 1456B, VIP SYSTEM (E-MAIL) |
| 1456B/TE50 | 50 PHONE LICENSES FOR 1456B, VIP SYSTEM (E-MAIL) |
| 1456B/TE100 | 100 PHONE LICENSES FOR 1456B, VIP SYSTEM (E-MAIL) |
| 1456B/TE200 | 200 PHONE LICENSES FOR 1456B, VIP SYSTEM (E-MAIL) |



LICENSES
E-MAIL
FOR
1456B



LICENSES
FOR
1456G

| | |
|-----------------|---|
| SW05SIP | SOFTWARE LICENSE FOR INCREASING VoIP EXTENSIONS BY 5 UNITS, ADDRESSABLE FROM VIP INTERFACE ART. 1456G |
| SW10SIP | SOFTWARE LICENSE FOR INCREASING VoIP EXTENSIONS BY 10 UNITS, ADDRESSABLE FROM VIP INTERFACE ART. 1456G |
| SW20SIP | SOFTWARE LICENSE FOR INCREASING VoIP EXTENSIONS BY 20 UNITS, ADDRESSABLE FROM VIP INTERFACE ART. 1456G |
| SW50SIP | SOFTWARE LICENSE FOR INCREASING VoIP EXTENSIONS BY 50 UNITS, ADDRESSABLE FROM VIP INTERFACE ART. 1456G |
| SW100SIP | SOFTWARE LICENSE FOR INCREASING VoIP EXTENSIONS BY 100 UNITS, ADDRESSABLE FROM VIP INTERFACE ART. 1456G |



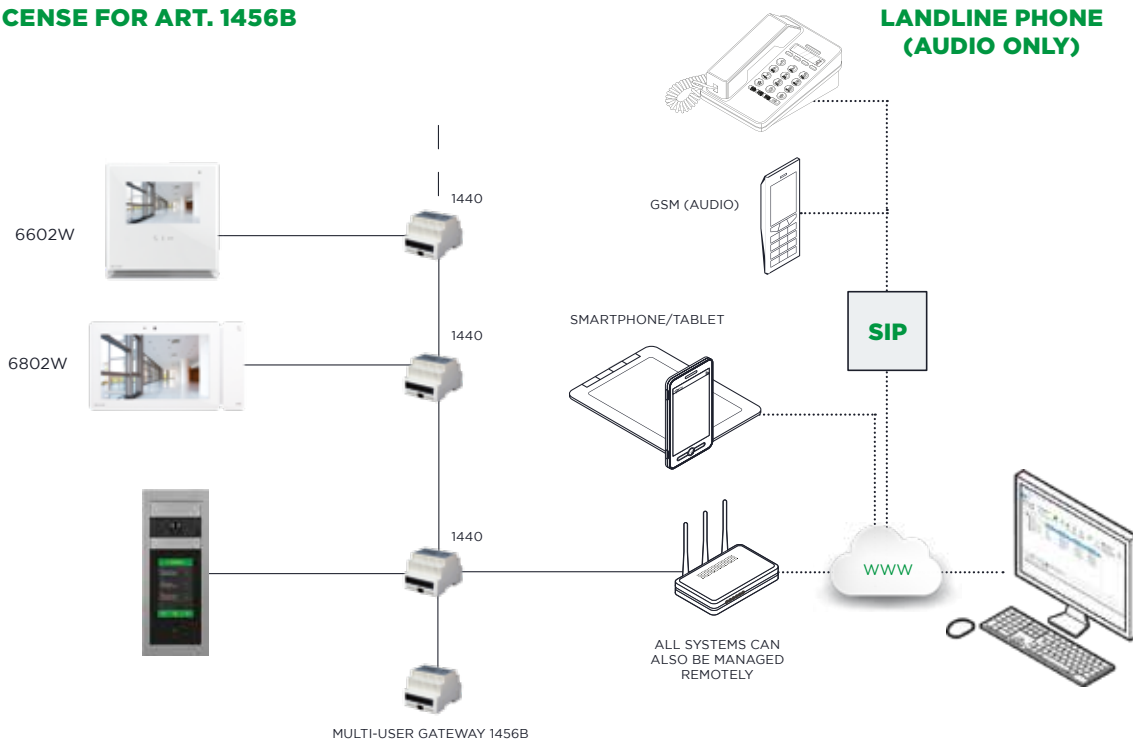
POWER SUPPLY UNITS AND ACCESSORIES

PRODUCT CATALOG

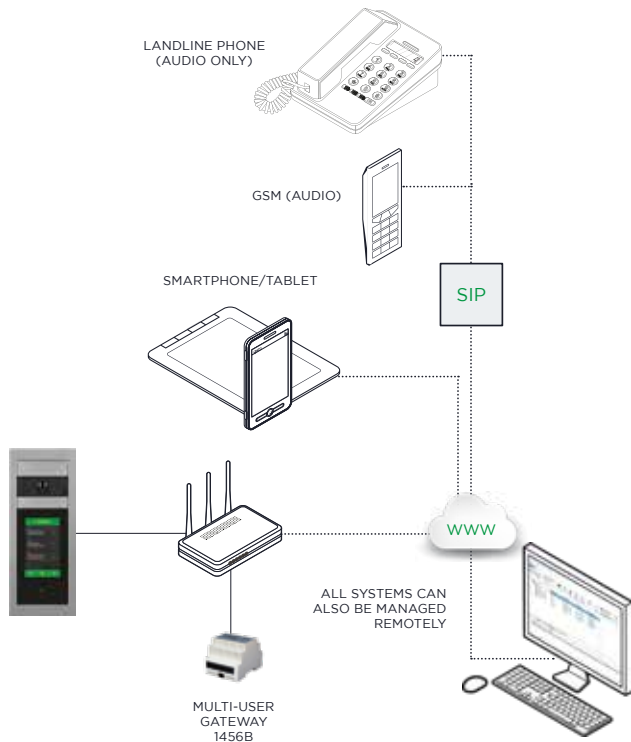
POWER SUPPLY UNITS AND ACCESSORIES (CONT.)

MULTI-USER GATEWAY INSTALLATION LAYOUTS: VIDEO ENTRY PHONE SYSTEM CONSISTING OF 1 DIGITAL AUDIO/VIDEO INPUT AND 1 AUDIO/VIDEO RISER

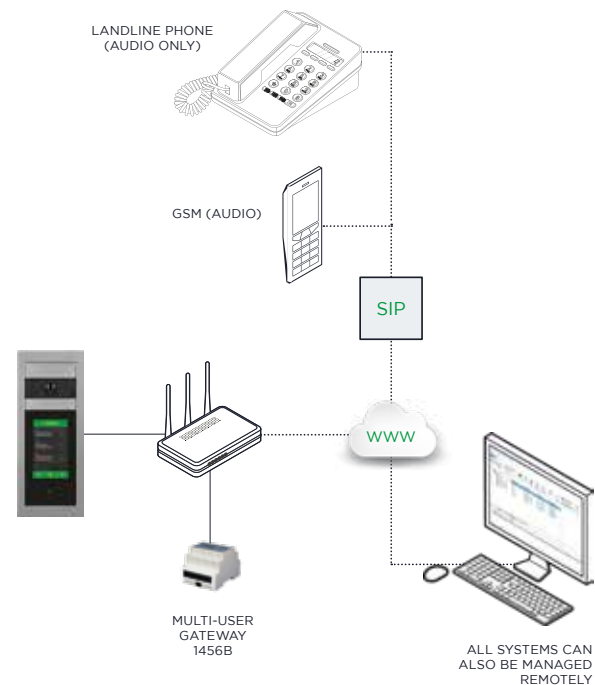
SLAVE LICENSE FOR ART. 1456B



MASTER LICENSE FOR ART. 1456B



PHONE LICENSE FOR ART. 1456B



LICENSES FEATURES

3 types of licenses, 5 utilities packages (in any combination)

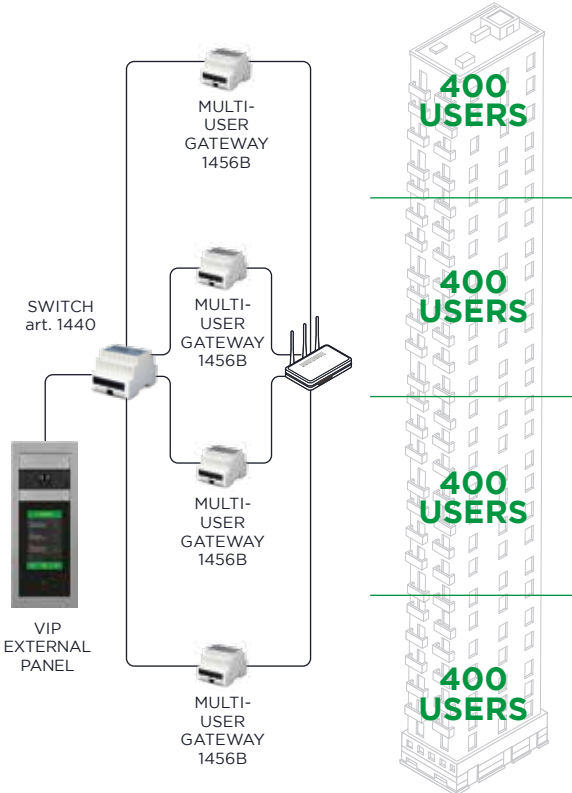


Every license allows a single user to add up to 15 devices



SCALABILITY

Each Multi User Gateway can manage up to 400 users (master licenses only). If more users are needed, it is possible to add additional MUGs without limit, even afterwards.



POWER SUPPLY UNITS AND ACCESSORIES

PRODUCT CATALOG

POWER SUPPLY UNITS AND ACCESSORIES (CONT.)

| POWER SUPPLY UNITS AND ACCESSORIES | | | |
|---|---------|---|--|
|  | 1122/A | RELAY 12/24 AC OR DC 12-24 V DC-AC 10 A relay for general uses. Can be controlled directly, for call repetition, from terminals S+ and S of the brackets and/or from the digital telephones Dimensions: 68x85x35 mm (4 DIN modules). |  |
|  | 1195/U | TRANSFORMER 115VAC/24VAC 72VA All systems. Transformer with 115VAC primary. 24VAC / 72 VA secondary. The transformer is fitted with fuse internal protection. |   |
|  | 1200UL | TRANSFORMER 15VA USA Transformer with primary 110V, secondary 12V AC / 15 VA for continuous use. Dimensions: 2.1x3.7x2.6 inch (3 DIN modules). |  |
|  | 1209 | SIMPLEBUS2 VIDEO KIT POWER SUPPLY UNIT 33 VDC power supply unit with overload and short circuit protection devices. It has two separate continuous outputs: one to power the external unit and electric lock, and the other to power the monitor. Input voltage 110-240 VAC. Dimensions: 106x62x89 mm (6 DIN modules). |  |
|  | 1210 | SIMPLEBUS2 POWER SUPPLY UNIT 2-wire power supply unit required to power the external unit (terminals L1 - L1) and the support column (terminals L2 - L2). Equipped with 1 terminal for line termination art 1216. Input voltage 110-240Vac. Compatible with audio/video unit art. 4681 and 1621VC and audio unit art. 1621. Dimensions: 106x89x62 mm (6 DIN modules). |  |
|  | 1205BUL | TRANSFORMER 110V USA The power supply provides 2 outputs: one to supply the external unit and the electric lock and one to supply the monitor. Dimensions: 105X85X85 mm. 500mA delayed protection fuse. Terminal board: AC110V network voltage input -- AC output for external unit and electric lock + - 20V DC power supply output of the monitor. 6 DIN modules. |  |
|  | 1212BUL | 110V TRANSFORMER Power supply with 110V AC input, 0-20V DC / 15VA output. The transformer is fitted with PTC internal protection. Dimensions: 2.8x3.5x2.4 inch. (4 DIN modules). |  |
|  | 1214/2C | VIDEO FILTER FOR S2 SYSTEM Line branch terminal for colour monitors. The terminal must be connected on the riser to be branched towards brackets or telephones. |  |
|  | 1216 | SIMPLEBUS2 LINE TERMINATION TERMINAL Line termination terminal. To be mounted at the end of the riser, according to the indications given in the technical documentation, to optimise distribution of the signals. |  |
|  | 1217A | LABEL SHEETS FOR QUADRA W/BUTTONS | |
|  | 1224A | SIMPLEBUS 1 DOOR DIGITAL SWITCHING DEVICE Switching device for audio or audio-video Simplebus 1 systems with 2 or more entrances. Complete with 2 DIP SWITCHES with 8 positions for defining the user range of the riser. 12V AC power supply. Dimensions: 60x85x35 mm (4 DIN modules). |  |
|  | 1229 | EXTENSION SOUNDER Additional bell for call repetition can be controlled directly from terminals S- and S+ of the brackets and/or from the telephones. Surfaced mounted or on civil series 503 box. Dimensions: 110x75x29 mm. |  |

| | | | |
|---|----------------|---|--|
|  | 1236 | POWER SUPPLY UNIT / AMPLIFIER FOR SB1 Module to be used on the part of the system before mixer art.4896 or in audio systems to increase the number of users or accessories connectable to a port. 12V AC power supply or 20 V DC. Dimensions: 60x85x35 mm (4 DIN modules). |  |
|  | 1249B | PROGRAMMING SOFTWARE Software on CD ROM to be installed on a PC, complete with cable for connection between the digital module art. 3340, 3342, 3070/A or 3072/A and the 9 PIN serial of the PC. It allows the name directory to be programmed rapidly and allows management of the archives on a PC. Fitted with cable to adapt the USB port of the PC to 9 PIN serial. From the RI002 it is compatible with all Simplebus 2 functions and products. |  |
|  | 1250 | PROGRAMMING SOFTWARE Software on CD ROM to be installed on a PC, complete with cable for connection between the digital module art. 3340, 3342, 3070/A or 3072/A and the 9 PIN serial of the PC. It allows the name directory to be programmed rapidly and allows management of the archives on a PC. Fitted with cable to adapt the USB port of the PC to 9 PIN serial. From the RI002 it is compatible with all Simplebus 2 functions and products. |  |
|  | 1250IA | ACCESSORY FOR MOUNTING IKALL AUDIO UNITS ON SING.-PLATE PAN Accessory allowing the installation and use of Ikall audio modules part. 1622, 1622VVC, 1622VCF and 1682 on single-plate panels and N, AV/4 series. Fitted with a voltage reducer for powering festoon lamps if used with power supply unit 1595 or 1207. |  |
|  | 1250IKV | ACCESSORY FOR A/V IKALL GROUP ASSEMBLING Accessory allowing the installation and use of Ikall audio/video modules art. 4680, 4680C, 4680K, 4680KC, 4682C, 4682KC, 4675 and 4673 on single-plate entrance panels in general. |  |
|  | 1250IV | ACCESSORY FOR A/V IKALL GROUP ASSEMBLING Accessory allowing the installation and use of Ikall audio/video modules part. 4680, 4680C, 4680K, 4680KC, 4681, 4682C, 4682HC, 4682KC, 4682HKC, 4675 and 4673 on single-plate entrance panels. Fitted with a voltage reducer for powering festoon lamps if used with power supply unit 1595 or 1207. |  |
|  | 1250M | ADHESIVE ADAPTOR FOR SINGLE PLATE AUDIO UNIT Steel adaptor with double-sided adhesive, for fixing audio units on single-plate entrance panels. |   |
|  | 1250XV | ADAPTER FOR FITTING A/V UNIT ON SING.PLATE PANEL Adapter for fitting the audio/video unit on single plate panels. | |
|  | 1250XA | ADAPTER FOR FITTING AUDIO UNIT ON SING.PLATE PANEL Adapter for fitting the audio unit on single plate panels. | |
|  | 1252 | SIMPLEBUS1-2 USERS EXPANSION INTERFACE (UP TO 8) Interface that allows up to 8 audio or audio/video devices to be operated simultaneously. Simplebus 1 and Simplebus 2 system. The interface does not supply power to video devices connected to the system. Dimensions: 6 DIN units. 120÷230VAC power supply. |  |
|  | 1259C | 3 WAY SWITCHER FOR REMOTE COLOUR CAMERAS Module allows the integration of up to 3 Colour CCTV analogue cameras on to a Simplebus 2 video system or kit. A total of 8 x 1259/A can be connected to any one system or kit. Sequential switching of the cameras is possible by using the actuator push button on the monitor. Power supply: 12 V AC or 20 V DC. Dimensions: 60x85x35 mm (4 DIN modules). |  |



POWER SUPPLY UNITS AND ACCESSORIES

PRODUCT CATALOG

POWER SUPPLY UNITS AND ACCESSORIES (CONT.)

| | | | |
|---|------|---|---|
|  | 1404 | <p>SIMPLEBUS2 DIGITAL SWITCHING DEVICE Audio/video switching module for Simplebus 2 digital systems. To be used in systems with more than one entrance. Power supply from bus line. Dimensions: 60x85x35 mm (4 DIN modules).</p> |  |
|  | 1405 | <p>DIGITAL EXCHANGE 2 QUADRA INPUTS. S2 Audio/video switching module for audio/video kit systems. For use in systems with a maximum of 2 entrances with Quadra series external unit. Power supply from bus line. Dimensions: 35x90x58 mm (2 DIN modules).</p> |  |
|  | 1406 | <p>SB2 MULTI-USER CALL FORWARDING MODULE Multi-user call forwarding module for Simplebus 2 system, for video entry phone call transmission on smartphones/tablets which have the SimpleApp installed on them; external unit self activation; is also possible, in addition to the sending of lock-release commands. The module needs an internet connection with suitable bandwidth to work properly. The module supports up to 50 apartments and 15 enabled users for each apartment. For systems with more than 50 apartments, several modules can be installed. Call receipt on SimpleApp is only enabled if a door-entry phone or door entry monitor is installed inside the apartment. The module has 1 Ethernet port for internet connection; it has a 12-56 VDC power supply input and L-L terminals for interfacing with the Simplebus 2 system. Dimensions 70x90x62 mm (4 DIN modules).</p> |  |
|  | 1409 | <p>MODULE FOR REMOTE CAMERAS. SIMPLEBUS 2 Remote camera module for Simplebus 2 2-wire digital systems. Allows management of up to 3 colour cameras in cyclical sequence from door entry monitors using a dedicated button. 12 Vac or 20 Vdc power supply. Dimensions: 60x85x35 mm (4 DIN modules).</p> |  |
|  | 1414 | <p>SIMPLEBUS SYSTEM RISER SHUNT MODULE Part. 1414 is used to branch a second riser from the outgoing BUS line from the mixer. It can also act as line protection (by default this function is disabled). This unit can be used with Simplebus 2 video systems, and as it is powered by the 2 wire bus. It does not need any additional power supply. Max. 100 users can be connected to each Mixer part.4888 or part. 4888C whatever the number of Art. 1414 used.</p> |  |
|  | 1415 | <p>USER BRANCH UNIT WITH INTEGRATED LINE PROTECTION S2 Part. 1415 is used to branch up to 4 internal units on the riser (with a different address for each output) and also acts as line protection, isolating the branches in the event of power surges or short circuit. This unit can be used with systems with Simplebus 2 video systems, and as it is powered by the 2 wire bus it does not need any additional power supply. Max. 100 users can be connected to each Mixer part. 4888 or part. 4888C whatever the number of Art. 1415 used, and max. 3 internal units can be connected in cascade for each output of Art. 1415.</p> |  |
|  | 1424 | <p>DIGITAL SWITCHING DEVICE. SIMPLEBUS 1 Switching device 1424 can be used to create Simplebus systems of up to 120,000 users. It can also be used to create multi-kit systems up to 500 Comelit Simplebus KITS that can be integrated into a Simplebus system. The device also makes it possible to include main and secondary switchboards within a system (which can be called independently) and offers alarm signals to those particular switchboards. It offers options to cascade the bus line distribution as an alternative to star distribution, optimising the cabling for the part of the system before the mixers 4888 and 4888C. It also has a self-powering function for the LS LS input, which allows riser management without requiring a dedicated secondary external unit. Power supply 12Vac (Art. 1200 may be used) -20Vdc. 4 DIN modules. Dimensions 60x85x35 mm.</p> |  |
|  | 1437 | <p>VIP SCAN PROTECTOR Device protecting the ViP system. If the device is fitted in the system, it will be necessary to provide credentials in order to use the ViP Manager software. Observe the instructions given in the technical documentation during use and programming. RJ45 connector. Dimensions: 66x85x35 mm (4 DIN modules).</p> |  |
|  | 1440 | <p>IP (VIP) FLOOR SWITCH Floor shunt with one input, one output (10/100 Mb) and 4 shunts (10 MB). Dimensions 66x85x35 mm</p> |  |

| | | | |
|---|--------------|---|---|
|  | 1441 | IP (VIP) 110-230VAC/55VDC, 100W POWER SUPPLY UNIT 230Vac/110Vac 100W power supply unit - 55Vdc with DIN bar (6 modules). Dimensions 99x93x53 mm |  |
|  | 1441B | 30W VIP SYSTEM POWER SUPPLY UNIT Power supply unit with 110Vac/240Vac input and 48Vdc output. 30W power. DIN bar power supply unit (4 DIN modules). Dimensions: 72x93x56 mm |  |
|  | 1443 | VIP SYSTEM RELAY ACTUATOR MODULE Intelligent Simplebus device for controlling a relay on board (12÷24 VAC/VDC - 10A max). For use and programming of the function required, follow the indications given in the technical documentation. It can be used in ViP system. Dimensions: 66x85x35 mm (4 DIN modules). |  |
|  | 1445H | VIP SYSTEM REMOTE CAMERA MODULE This modulates and sends the video signals received from 4 cameras. RJ 45 connector. Dimensions: 60x85x35 mm (4 DIN modules). Compatible with H.264 video format |  |
|  | 1446H | VIP SYSTEM PAL OR NTSC VIDEO OUTPUT MODULE Module that generates system output video signal in PAL or NTSC format. RJ45 connector. Dimensions: 60x85x35 mm (4 DIN modules). Compatible with H.264 video format. |  |
|  | 1448 | SWITCHBOARD SOFTWARE FOR PC FOR VIP SYSTEM Software on micro USB key to easily and intuitively manage and control all the typical porter switchboard functions. In addition to the classic ViP video entry functions, the software is used to receive and forward audio/video calls and to manage alarms originating from the apartments; it has a directory of actuators, internal units and external units which, when suitably programmed, easily identify the apartment and the external unit from which the call originated. It also has a recording archive where all the calls from internal/external units (calls made, managed lost and switched) and alarms are stored. It is also possible to send messages to internal units. The software comes complete with a user license. The micro USB key must always be plugged into the computer to ensure correct operation. Minimum operating system Windows 8 32/64 bit |  |
|  | 1449 | RJ45 ETHERNET CABLE, 4-POLE CONNECTION. LENGTH 2M RJ45 Ethernet cable, 4-pole connection, length 2 metres. For connecting switch 1440 to the PC. |  |
|  | 1450 | VIP SYSTEM BAR CODE READER FOR DEVICES Bar code reader for scanning the unique code of the device to be programmed, for the programming of devices that make up the VIP system, for example: intercoms, video intercoms, external units, actuators etc. Fitted with interface and USB cable for connection to a PC. |  |
|  | 1451 | VIP SYSTEM POE POWER SUPPLY FOR MONITOR PoE power supply unit for monitors. ViP system |  |
|  | 1451A | POE POWER SUPPLY UNIT FOR VIP SYSTEM MONITOR The power supply unit allows for an ETHERNET connection to be converted into a POE type connection for supplying the internal unit. The power supply unit is required when installing VIP devices, such as: video intercoms/intercoms on preexisting ETHERNET networks with non POE (Power Over Ethernet) connections. |  |
|  | 1452 | VIP SYSTEM REMOTE CONNECTION INTERFACE The interface connected to the VIP system allows the system to be managed remotely through the Internet. A router with an Internet connection must be connected to the system. |  |

POWER SUPPLY UNITS AND ACCESSORIES

PRODUCT CATALOG

POWER SUPPLY UNITS AND ACCESSORIES (CONT.)

| | | | | |
|---|-------|--|---|--|
|  | 1454 | VIP SYSTEM LOCAL PC VIDEO INTERCOM SOFTWARE | Software on micro USB stick that allows a PC to be used for answering calls like a door entry monitor. For installation and use on a PC wired directly to the system. Minimum operating system Windows 8 32/64 bit. |  |
|  | 1454K | LOCAL PC DOOR ENTRY MONITOR SOFTWARE VIP | Software on USB stick that allows a PC to be used for answering calls like a door entry monitor. Pre-set for operation with the single-family VIP KIT Art. 8501. For installation and use on a PC wired directly to the system. |  |
|  | 1459 | CALL LOG SERVER. VIP SYSTEM | Server device for ViP system that allows the recording, storage and playback of calls from external units. Complete with Call-Log administrator software for settings (IP address, date, time, enable audio, video or audio-video recording, recording duration and recording storage time) and recording filters (days of the week, external unit making the call, internal unit receiving the call). Compatible with Windows operating systems. 19 Vdc power supply. Equipped with power supply unit with 100-240 Vac 50/60 Hz input and 19 Vdc output. Dimensions: 190x190x55 mm. |  |
|  | 1467 | VIP INTERFACE MODULE - FIRE | Module for integration of ViP and Fire Detection systems. The device can be used to address incoming alerts from a fire alarm panel to the ViP system. The alerts can be forwarded and shown on the monitor and/or the porter switchboard, in particular pre-alarm, alarm and evacuation messages can be shown on the monitors and on the switchboard; the switchboard can also provide alerts if faults are present. |  |
|  | 1468 | INTER-VLAN ROUTING INTERFACE | This is the solution for installations where several VLANs are present and ViP devices need to be installed on them. To establish a connection between two or more VLANs, you need to install a device for every VLAN. The device is configured easily using ViP Manager; it requires a static IP address and the devices installed on the other VLANs to be connected must be configured. |  |
|  | 1469 | SIMPLEBUS INTERFACE FOR VIP SYSTEM BASE | Interface for the management of hybrid video entry phone system configurations with door-entry phones and door entry monitors using 2-wire technology (SimpleBus and SimpleBus 2) and devices using IP technology for the basic system structure (external units, switchboards, actuator modules, call logs). The 2-wire door-entry phones and door entry monitors can receive calls from the ViP external unit and forward commands to ViP devices (self activation, call to main and/or secondary switchboard, actuator control, view ViP cameras, view RTSP cameras, etc.). The interface has 1 Ethernet port for IP video entry system connection, L-L terminals for connection to the SimpleBus system, power supply: 12-56 VDC. Dimensions: 70x90x59 (4 DIN modules). |   |
|  | 1484 | VIP INTERFACE FOR INTEGRATION WITH VMS | Module for integration of the ViP video entry system with the VMS software. The module monitors the ViP system and forwards information to the connected VMS software. Forwarded information includes: ViP device connection status, call started, call answered, call failed, call forwarded. VMS supported: Wisenet SSM by Hanwha Techwin. The module has 5 Ethernet ports for connecting the ViP system to the network, and two PoE ports with selectable PoE are available for interfacing with the VMS. It also has a 40-56 VDC power supply input. Dimensions 70x90x62 mm (4 DIN modules). |  |
|  | 1506 | SIMPLEBUS 2 VIDEO INHIBITING MODULE | Video block module for Simplebus 2 systems. For use in installations with outdoor audio/video entrance panel where it is necessary to create audio only risers without using distribution terminal art. 1214 for each door-entry phone. Flush, surface-mounted or DIN rail installation. Dimensions (LxHxD): 50x50x18.5 mm (1 DIN module). |  |

| | | | |
|---|---------------|---|--|
|  | 1595 | 120-230VAC / 33VDC POWER SUPPLY UNIT Power supply unit with input of 120±230VAC, 33VDC output with 500mA continuous and 1.2A inrush current for video door entry panel. Equipped with internal protection against overcurrent and short circuits. Dimensions: 71.7x90x62 mm (4 DIN modules). |   |
|  | 1596B | POWER SUPPLY 33VDC 60W 100-240VAC, PSE CERTIFIED Power supply unit with 110-230 VAC primary and 33 VDC / 1.8A continuous output for 316 range entrance panels. Equipped with internal protection against current overload and short circuits. Dimensions: 118x92.59x60.5 mm (7 DIN modules). PSE certified. |  |
|  | 1952N | AUDIO/VIDEO PORTER SWITCHBOARD. VIP Tabletop audio-video porter switchboard with touch screen and alphanumeric keypad, for the simple and intuitive use of functions. Displays visitor images and the name of the user to call. Day/night mode and user/user intercom service. 12 VDC power supply with art. 43082 or direct from the VIP Ethernet network. |  |
|  | 1998NA | AUDIO PORTER SWITCHBOARD. S1 Audio porter switchboard in desk version for Simplebus 1 system with microswitch keypad and 32-character alphanumeric display. Ergonomic handset with easier hangup, thanks to concealed magnetic panels. Allows the code and name of the called and calling users to be displayed, keeping unanswered calls stored in the memory. Manages Day/Night mode and user/user intercom service. Allows management of alarm indications originating from users. Up to 1000 users can be saved. Supplied with a removable cable with connection hub. 24 VAC power supply with art. 1195. Dimensions (L x H x D): 225x100x225 mm. |  |
|  | 1998NV | AUDIO/VIDEO PORTER SWITCHBOARD. S1 Audio-video porter switchboard in desk version for Simplebus 1 system with microswitch keypad and 32-character alphanumeric display. Ergonomic handset with easier hangup, thanks to concealed magnetic panels. Allows the code and name of the called and calling users to be displayed, keeping unanswered calls stored in the memory. Manages Day/Night mode and user/user intercom service. Allows management of alarm indications originating from users. Up to 4000 users can be saved. Supplied with a removable cable with connection hub. 24 VAC power supply with art. 1195. Dimensions: 225x100x225 mm. |  |
|  | 3061A | ANALOG BUTTON WITH NAMEPLATE |  |
|  | 3061M | MASTER BUTTON WITH NAMEPLATE | |
|  | 3061S | SLAVE BUTTON WITH NAMEPLATE |  |
|  | 3063D | MODULE W/8 BUTT.IN 2 ROWS+VIP FOR SING.-PLATE PAN. Button management module. Works in conjunction with audio/video modules or audio module. Allows management of 8 buttons. Dimensions: 45x55x30 mm. | |
|  | 3309 | ADDITIONAL CABLE FOR PROGRAMMING Accessory programming cable to be used for programming push button entrance panel |  |



POWER SUPPLY UNITS AND ACCESSORIES

PRODUCT CATALOG

POWER SUPPLY UNITS AND ACCESSORIES (CONT.)



4577/100

SIMPLEBUS2 SYSTEM COMELIT CABLE 2X1 MM2 - TOP (100 M)

Specific cable for Simplebus 2 systems (parts of the riser after the mixer), consisting of two twisted red and black conductors with 1mm² cross-section. 100 mt. coil.



4577/500

SIMPLEBUS2 SYSTEM COMELIT CABLE 2X1 MM2 - TOP (500 M)

Specific cable for Simplebus 2 systems (parts of the riser after the mixer), consisting of two twisted red and black conductors with 1mm² cross-section. 500 mt coil.



4833C

S2 VIDEO AMPLIFIER


Amplifier for Simplebus 2 video systems. Regenerates the riser signal regarding the video component. Complete with microcontroller for optimum operation management. For its use, follow the indications given in the technical documentation. Power supply: 12V AC or 20V DC. Only to be mounted on the part of the system on input into the mixers art. 4888CU (Simplebus 1 part). Dimensions: 66X85X35 mm (4 DIN modules).



4834/9

LINE CONCENTRATOR FOR SIMPLEBUS VIDEO SYSTEMS

Line concentrator for Simplebus video system. Allows distribution of the signal on 9 risers. Does not require a power supply. Only to be mounted on the part of the system on input into the mixers art. 4888CU Simplebus 1 part. Dimensions: 66x85x35 mm (4 DIN modules).



4888CU

SIMPLEBUS 2 COLOUR MIXER FOR USA

The mixer is contained in a 8 DIN module box. Powered by 120 V mains, it has a dedicated output for switching device power supply art. 1224A. On input it receives a Simplebus 1 type signal and superimposes the monitor power supply for the riser. Up to 100 pieces of apparatus including door-entry phones and monitors can be connected, distributed over 4 outputs. Equipped with LEDs signalling any short-circuiting on the lines. Fitted with 4 terminals for line termination art. 1216. Dimensions: 140x140x67 mm (8 DIN modules). Allows alarm signalling management, as well as the intercom facility between users without the aid of an interface or porter switchboard. It allows call addressing for up to 120000 users. The mixer is not compatible with the TOP system when several main and secondary switchboards are used in the same system, when the intercom function is present and active without an interface and when the alarm function is being managed on the system.



4933

S2 AMPLIFIER 6 PORTS

The art. 4933 is a concentrator with 6 outputs for star distribution of the video signal which is only directed and amplified towards the riser branch involved in the communication. The art. 4933 regenerates and amplifies the video signal with two levels of gain independently over the 6 outputs to increase the operating distances. The riser outputs used must be programmed manually or via art. 1249B. Compatible with all Simplebus 2 functions and products. 115÷230 VAC power supply. Housed in a box with 8-DIN modules. Dimensions: 140x140x67 mm.



CXBV

BNC/S TO VGA CONVERTER

The CXBV supports both normal 4:3 screen and 16:9, 16:10 wide screen resolution with output VGA resolution up to 1680x1050. It is suitable for connection of CCTV CDD Camera and DVRs to PC monitors. 3D video-processing tech is applied. The converted picture

CXHDMI

CAT5 SINGLE HDMI

The CAT5 Extender uses only one CAT5E/6 cable to extend your HDTV display up to 230 feet at 1080i and 160 feet at 1080p. It is equipped with HDMI connectors and also supports DVI equipment with ports allowing it to be used with HDMI to DVI adapters. It pr



SK9071

VIP SYSTEM LIFT COMMAND INTERFACE

To be connected to the VIP Actuator module part. 1443. 12 Vdc power supply. Allows one or more relay contacts to be activated through an interface for lift systems or other uses. Up to 10 SK9071 interfaces can be connected to each 1443, therefore up to 100 relay contacts. Dimensions: 2.2x3.3x0.8 inch (8 DIN modules).



PRODUCT
CATALOG

GUIDE TO
VIDEO ENTRY
TECHNOLOGY

VIDEO ENTRY
TECHNOLOGY



147

CONTROL PANEL WITH INTEGRATED READER



SK9000U
SK9000UB
SK9000UW

ULTRA SIMPLEKEY BASIC MODULE

SimpleKey Basic access control module for Ultra entrance panel, compatible with all systems. Equipped with RFID reader for activation of an opening using keys or Comelit cards. Can store up to 1500 electronic keys. Anodised aluminium alloy coating. Dimensions: 1 Ultra module. Dimensions: 100x90x35 mm
Available in white RAL9010, black RAL9005 and silver

BASIC



SK9001U
SK9001UB
SK9001UW

SIMPLEKEY ADVANCED MODULE, ULTRA

SimpleKey Advanced access control and control panel module for Ultra entrance panel, compatible with all systems. Equipped with RFID reader for activation of an opening using keys or Comelit cards. Can store up to 1400 electronic keys. Last 800 events stored. Option of creating complex multi-port systems without the need for physical connection (virtual network). Anodised aluminium alloy coating. Dimensions: 1 Ultra module. Dimensions: 100x90x35 mm
Available in white RAL9010, black RAL9005 and silver

ADVANCED



SK9001UB

ULTRA SIMPLEKEY ADVANCED MODULE, BLACK

SimpleKey Advanced access control and control panel module for Ultra entrance panel, colour black RAL9005, compatible with all systems. Equipped with RFID reader for activation of an opening using keys or Comelit cards. Can store up to 1500 electronic key

ADVANCED



SK9001UW

ULTRA SIMPLEKEY ADVANCED MODULE, WHITE

SimpleKey Advanced access control and control panel module for Ultra entrance panel, colour white RAL9010, compatible with all systems. Equipped with RFID reader for activation of an opening using keys or Comelit cards. Can store up to 1500 electronic key

ADVANCED



SK9000I

SIMPLEKEY BASIC MANAGEMENT DEVICE FOR IKALL

Stand-alone control unit module + integrated Mifare® reader to insert into Comelit housing. Watertight PVC housing. Capacity: 1500 tokens. Simple programming by using Master Badge. Delivered ready for use. Start-up is initiated when you swipe the first badge over the unused unit. This becomes the master badge from which you can then add other badges. Adjustable timer lock output: 1 - 60 seconds. preset to 5 seconds. Edit the list of token numbers with portable programmer SK9070 or software SK9093 to cancel a badge. 12 - 24 VAC / DC power supply.

BASIC

SK9001I

SIMPLEKEY ADVANCED COMPLETE UNIT- PANEL MOUNTING

Central stand-alone module + Mifare® reader to insert into Comelit housing. Watertight PVC housing. Capacity: 1400 badges per module. Programming: Badges encoded using PC software and USB encoder. Adjustable timer: 1 - 60 seconds, preset to 5 seconds • LED indicator for operation and diagnostics. Stores the previous 800 events. Option to have "pass" transmitters and to manage primary and secondary doors. 1 entrance and 1 exit alarm. 12 - 24 V AC / DC power supply.

ADVANCED

KEYPAD



SKR

ELECTRONIC KEYPAD, 100 CODES, INTEGRATED READER, 500 BADGES

Anti-vandal electronic key code in zamak, 100 codes of 3 to 6 characters, backlit buttons. With integrated RFID reader, Mifare technology. 500 proximity keys can be programmed and configured once learned. Configurable relays in monostable mode from 1 to 99 seconds or in bistable mode. Exit button, clock and alarm management. Opening with code, badge or code and badge. Option of external relay connected to RS485 serial line. Temperature from -25°C to +55°C, IP54. Dimensions 122x90x19 mm.

CONTROL PANEL



SK9020

ONE ENTRANCE MANAGING CENTRAL UNIT - ADVANCED SIMPLEKEY

Single-door control unit for use with Mifare® readers, Capacity: 1500 badges per module, Programming: Transmitters encoded using PC software and USB encoder, Adjustable timer: 1 - 60 seconds, preset to 5 seconds, LED indicator for operation and diagnostics, Stores the previous 1000 events, Option to have "pass" badges and to manage primary and secondary doors, 1 entrance and 1 exit alarm, 12 - 24 V AC / DC power supply, PVC housing dimensions: 55x85x20 mm, To be completed with remote readers SK9031/SK9032

ADVANCED

READERS



SK9015

SIMPLEKEY ADAPTER WITH POWER SUPPLY UNIT 1210

Simplekey adapter for the connection of readers art. SK9000I and SK9001I on external units with power supply unit art. 1210.

ADVANCED



SK9031

INTERNAL WALL-MOUNTED READER

Simplekey Mifare® reader, wall mount, grey ABS housing, secured with 2 screws + rawl plugs, connected to management unit by 2 wires + power supply, maximum range 1000 m, Wiegand output for use with non-Comelit management modules. 12VDC power supply, dimensions: 150x45x15 mm, to be completed with SK9020 control unit.

ADVANCED




SK9032

INTERNAL FLUSH-MOUNTED READER

Mifare® reader provided together with 60 mm diameter circular back box, Supplied with white frame, Connected to management unit by 2 wires + power supply, Maximum range 1000 m, 12Vdc power supply, Dimensions: 80x80x8 mm, To be completed with SK9020 co

ADVANCED

MOUNTING ACCESSORIES



3179S

MODULE FOR SIMPLEKEY READER, VANDALCOM SERIES

Module made using double 2.5 mm 316 stainless steel plate, with facility for housing SimpleKey units SK9000I-SK9001I. Compatible with GS3 panel mount readers by Comelit PAC. Dimensions: 106x106x9 mm

BASIC
ADVANCED



SK9040

SURFACE MOUNTED VANDAL RESISTANT HOUSING

Seamless concept in 15/10° embossed stainless steel Designed to house the SK9001 units management device Secured with 4 anti-vandalism screws (toolkit supplied) Dimensions: 100x100x24 mm

BASIC
ADVANCED



SK9052

USER CARD - CREDIT CARD SIZE, WHITE

Electronic proximity badge fitted with an anti-forgery electronic chip. MIFARE technology, 13.56 MHz, ISO 14443A, ABS key fob format, credit card format (85x54x0.8 mm).



3110/1A

FLUSH-MOUNTED BOX, 1 MODULE, FOR ENTRANCE PANELS

Flush-mounted box for external 1-module entrance panels. Can also be installed in plasterboard walls (using optional accessories). Dimensions (LxHxD): 123.5x122.5x50 mm.

BASIC
ADVANCED



3458

ACCESS CONTROL ACCESSORY MODULE FOR EXTERNAL UNITS, 316

Flush-mounted 3 mm thick stainless steel plate for housing the access control module. Can be used in conjunction with all entrance panels in the 316 range. Dimensions 88x182x3 mm.

**BASIC
ADVANCED**

IX9102

SIMPLEKEY FACILITY FRONT PLATE - 1 COLUMN

Front plate designed for use with Simplekey reader, with stainless steel finish for Switch entrance panels with 1 button column. Dimensions: 150x129.5x2.5 mm.

**BASIC
ADVANCED**

IX9202

SIMPLEKEY FACILITY FRONT PLATE - 2 COLUMNS

Front plate designed for use with Simplekey reader, with stainless steel finish for Switch entrance panels with 2 button columns. Dimensions: 216.4x129.5x2.5 mm.

**BASIC
ADVANCED**



IX9302

SIMPLEKEY FACILITY FRONT PLATE - 3 COLUMNS

Front plate designed for use with Simplekey reader, with stainless steel finish for Switch entrance panels with 3 button columns. Dimensions: 302.9x129.5x2.5 mm.

**BASIC
ADVANCED**

IX9402

FRONT PANEL DESIGNED FOR SIMPLEKEY - 4 COLUMNS

Front panel for Switch with 4 button columns designed for use with Simplekey reader, with AISI 316 stainless steel finish. Dimensions (LxHxD): 409x127.5x2.5 mm.

**BASIC
ADVANCED**

IX9502

FRONT PANEL DESIGNED FOR SIMPLEKEY - 5 COLUMNS

Front panel for Switch with 5 button columns designed for use with Simplekey reader, with AISI 316 stainless steel finish. Dimensions (LxHxD): 495x127.5x2.5 mm.

**BASIC
ADVANCED**



UT9290M

ULTRA ACCESS CONTROL READER MODULE

Module designed to house third-party access control units for Ultra entrance panel. Hole 40 x 40 mm. Coated in anodised aluminium alloy. Compatible with GS3 panel mount readers by Comelit PAC. Dimensions: 100x90x35mm.
NOTE: mechanical compatibility with third-party panel-mount reader must be checked and verified for different models

**BASIC
ADVANCED**



UT9270

TOUCH-SCREEN MODULE, ULTRA

Touchscreen module for Ultra entrance panel, compatible with all systems. Bluetooth connection for managing names in the directory using the installer's MyComelit app. Easy-to-use graphic interface allows the button interface to be customised for direct calls to switchboard, commercial activities (with corresponding logos), activation of an automated opening or light and viewing of apartment block messages. Can be used as a number keypad module to directly call the user when the relevant code is known, or for the access control function with activation of the audio or audio/video module outputs and the system actuators. 5" capacitive display with high visibility and impact-proof glass, plus theme selection (white or black). Has a Wiegand output for interfacing with access control systems. Equipped with RFID reader for activation of an opening using keys or Comelit cards. Automatic backlight regulation via the twilight sensor for the paired audio or audio/video module. Dimensions: 2 Ultra modules.

**BASIC
ADVANCED***



3451S

STAINLESS STEEL S2 DIGITAL 316 SENSE A/V ENT.PAN.

Flush-mounted entrance panel (fitted level with the wall) and 3 mm thick stainless steel plate. Certified as IK08. Complete with 128x64 dot LCD graphic display and 15 buttons integrated into the plate, with no mechanical movement. Alphanumeric keypad with Braille script. Also functions as an electronic key code. Two search buttons are used to scroll through the names; alternatively, the first letter of the required name can be entered. Once the desired username is displayed, simply press the call button. The call can also be made by directly entering the user code. It can also be used to customise an initial welcome message and can operate with a dual user interface language. Fitted with rfid reader for local door lock control and an additional relay for various uses. It can be used in conjunction with Simplekey electronic keys for automatic updating of names in the directory. It saves up to 4000 user names, 4000 lock-release passwords and 4000 rfid keys. Users and settings are simple to program using PC software art. 1249B (included, with USB connection cable) via a USB or RS485 port, locally on the digital module itself or, thanks to the integrated web server, remotely via connection to the ethernet port. It is compatible with all Simplebus 2 products and functions. Complete with SBC a/v unit Art. 4680C for audio/video/door lock management, and flush-mounted box with concealed fixing screws. To be powered at 33 Vdc using art. 1595. Dimensions 342x182x3 mm

**BASIC
ADVANCED***



3451AS

STAINLESS STEEL S2 DIG. 316 SENSE AUDIO ENT.PAN.

Flush-mounted entrance panel (fitted level with the wall) and 3 mm thick stainless steel plate. Certified as IK08. Complete with 128x64 dot LCD graphic display and 15 buttons integrated into the plate, with no mechanical movement. Also functions as an electronic key code. Two search buttons are used to scroll through the names; alternatively, the first letter of the required name can be entered. Once the desired username is displayed, simply press the call button. The call can also be made by directly entering the user code. It can also be used to customise an initial welcome message and can operate with a dual user interface language. Fitted with rfid reader for local door lock control and an additional relay for various uses. It can be used in conjunction with Simplekey electronic keys for automatic updating of names in the directory. It saves up to 4000 user names, 4000 lock-release passwords and 4000 rfid keys. Users and settings are simple to program using PC software art. 1249B (included, with USB connection cable) via a USB or RS485 port, locally on the digital module itself or, thanks to the integrated web server, remotely via connection to the ethernet port. It is compatible with all Simplebus 2 products and functions. Complete with audio unit art. 1622 for audio/door lock management, and flush-mounted box with concealed fixing screws. To be powered at 33 VDC using art. 1595. Dimensions 342x182x3 mm.

**BASIC
ADVANCED***



3454HD/A

STAINLESS STEEL 316 TOUCH A/V ENTRANCE PANEL, VIP

Stainless steel flush-mounted entrance panel (fitted level with the wall) with 8" capacitive touch-screen featuring high visibility and impact-proof glass. IK08 certification. Operation with configurable graphics (list of names with search, virtual static buttons up to 10 users, alphabetised directory, number code up to 8 digits). Allows customisation of the virtual buttons and viewing of general apartment block messages. Fully configurable via ViP Manager software. Fitted with RFID reader for local door lock control, an additional relay for various uses and proximity and brightness sensors for optimal operational management. Complete with H.264 compatible audio/video unit art. 4682HD and flush-mounted box with concealed fixing screws. Power supply 33VDC with art. 1596B. Plate dimensions (W x H x D): 182x342x3x3 mm. VIP system. Compatible with H.264 video format.

**BASIC
ADVANCED***














SWITCH AUDIO AND AUDIO/VIDEO ENTRANCE PANEL

| CODE | N. Buttons | N. Columns | Dimensions |
|--------------------------------|------------|------------|---------------------------|
| IX0101 + IX9102 | 1 | 1 | 10.34 x 5.9 x 0.10 inch |
| IX0102 + IX9102 | 2 | 1 | 10.34 x 5.9 x 0.10 inch |
| IX0103 + IX9102 | 3 | 1 | 10.34 x 5.9 x 0.10 inch |
| IX0104 + IX9102 | 4 | 1 | 10.34 x 5.9 x 0.10 inch |
| IX0105 + IX9102 | 5 | 1 | 14.53 x 5.9 x 0.10 inch |
| IX0106 + IX9102 | 6 | 1 | 14.53 x 5.9 x 0.10 inch |
| IX0107 + IX9102 | 7 | 1 | 14.53 x 5.9 x 0.10 inch |
| IX0108 + IX9102 | 8 | 1 | 14.53 x 5.9 x 0.10 inch |
| IX0109 + IX9102 | 9 | 1 | 18.72 x 5.9 x 0.10 inch |
| IX0110 + IX9102 | 10 | 1 | 18.72 x 5.9 x 0.10 inch |
| IX0111 + IX9102 | 11 | 1 | 18.72 x 5.9 x 0.10 inch |
| IX0112 + IX9102 | 12 | 1 | 18.72 x 5.9 x 0.10 inch |
| IX0212 + IX9202 | 12 | 2 | 15.58 x 8.5 x 0.10 inch |
| IX0214 + IX9202 | 14 | 2 | 15.58 x 8.5 x 0.10 inch |
| IX0216 + IX9202 | 16 | 2 | 15.58 x 8.5 x 0.10 inch |
| IX0218 + IX9202 | 18 | 2 | 15.58 x 8.5 x 0.10 inch |
| IX0220 + IX9202 | 20 | 2 | 19.76 x 8.5 x 0.10 inch |
| IX0222 + IX9202 | 22 | 2 | 19.76 x 8.5 x 0.10 inch |
| IX0224 + IX9202 | 24 | 2 | 19.76 x 8.5 x 0.10 inch |
| IX0226 + IX9202 | 26 | 2 | 19.76 x 8.5 x 0.10 inch |
| IX0324 + IX9302 | 24 | 3 | 17 x 11.9 x 0.10 inch |
| IX0327 + IX9302 | 27 | 3 | 17 x 11.9 x 0.10 inch |
| IX0330 + IX9302 | 30 | 3 | 17 x 11.9 x 0.10 inch |
| IX0333 + IX9302 | 33 | 3 | 17 x 11.9 x 0.10 inch |
| Available only on order | | | |
| IX0336 + IX9302 | 36 | 3 | 19.76 x 11.9 x 0.10 inch |
| IX0339 + IX9302 | 39 | 3 | 19.76 x 11.9 x 0.10 inch |
| IX0440 + IX9402 | 40 | 4 | 19.76 x 16.1 x 0.10 inch |
| IX0444 + IX9402 | 44 | 4 | 19.76 x 16.1 x 0.10 inch |
| IX0448 + IX9402 | 48 | 4 | 19.76 x 16.1 x 0.10 inch |
| IX0452 + IX9402 | 52 | 4 | 19.76 x 16.1 x 0.10 inch |
| IX0555 + IX9502 | 55 | 5 | 19.76 x 19.49 x 0.10 inch |
| IX0560 + IX9502 | 60 | 5 | 19.76 x 19.49 x 0.10 inch |
| IX0565 + IX9502 | 65 | 5 | 19.76 x 19.49 x 0.10 inch |
| IX0570 + IX9502 | 70 | 5 | 23.95 x 19.49 x 0.10 inch |
| IX0575 + IX9502 | 75 | 5 | 23.95 x 19.49 x 0.10 inch |
| IX0580 + IX9502 | 80 | 5 | 23.95 x 19.49 x 0.10 inch |

BASIC**
ADVANCED***



KEYS

| | | | |
|---|------------|-----------------------------------|-------------------|
|  | SK9050B/A | STANDARD BLUE KEY FOB CARD | BASIC ADVANCED |
|  | SK9050G/A | STANDARD GREEN KEY FOB CARD | BASIC ADVANCED |
|  | SK9050GB/A | STANDARD GREY-BLUE KEY FOB CARD | BASIC ADVANCED |
|  | SK9050GG/A | STANDARD GREY-GREEN KEY FOB CARD | BASIC ADVANCED |
|  | SK9050GO/A | STANDARD GREY-ORANGE KEY FOB CARD | BASIC ADVANCED |
|  | SK9050GR/A | STANDARD GREY-RED KEY FOB CARD | BASIC ADVANCED |
|  | SK9050GY/A | STANDARD GREY-YELLOW KEY FOB CARD | BASIC ADVANCED |
|  | SK9050O/A | STANDARD ORANGE KEY FOB CARD | BASIC ADVANCED |
|  | SK9050R/A | STANDARD RED KEY FOB CARD | BASIC ADVANCED |
|  | SK9050Y/A | STANDARD YELLOW KEY FOB CARD | BASIC ADVANCED |
|  | SK9051/A | GREY KEY FOB 'PASS' CARD | BASIC ADVANCED |



RF RECEIVERS



SK9011/A

SIMPLEKEY ADVANCED - RADIO MODULE 868 MHZ

Control unit + RF receiver, for automatic opening of garage doors. Capacity: 1500 transmitters per module. Programming: transmitters encoded using software for PC SK9091 and USB encoder. Adjustable timer: 1 - 60 seconds, pre-set to 2 seconds, LED operation and diagnostics light, stores the previous 1000 events, option of using authorisation badges and controlling main and secondary access points, 1 input and 1 exit alarm, Wiegand output for use with non-Comelit management modules, 12 VDC power supply, PVC housing dimensions: 55x85x20 mm

ADVANCED



SK9014

REMOTE ANTENNA FOR 868 MHZ RECEIVER

Allows you to increase the radio receiver range Supplied with Surface mount and 3 m cable

ADVANCED



SK9062B/A

868 MHZ TRANSMITTER + PROXIMITY READER, COLOUR BLUE 4 BUTTON

868Mhz - 3 channel bi-technology transmitter, key fob design - Contains a MIFARE chip for use with proximity readers - Powered by 3V CR2032 type batteries - 3 channels: Operation in open field 80 to 120m - ABS housing - Engraved - Available in 2 colours - Operating temperature: -20°C to +50°C - 3-colour LED warning light - Flashing red/green light = change the battery - Size: 76x32x11 mm

ADVANCED



SK9062Y/A

868 MHZ TRANSMITTER + PROXIMITY READER, COLOUR YELLOW 4 BUTT

868Mhz - 3 channel bi-technology transmitter, key fob design - Contains a MIFARE chip for use with proximity readers - Powered by 3V CR2032 type batteries - 3 channels: Operation in open field 80 to 120m - ABS housing - Engraved - Available in 2 colours - Operating temperature: -20°C to +50°C - 3-colour LED warning light - Flashing red/green light = change the battery - Size: 76x32x11 mm

ADVANCED

SOFTWARE



SK9091

SIMPLE KEY ADVANCED SOFTWARE + USB ENCODER

The encoder connects to the USB port on the management PC, enabling you to encode proximity badges and radio transmitters as well as manage events, Supplied with installation CD, Software licence included - NECESSARY TO PROGRAM SIMPLEKEY ADVANCED SYSTEMS

ADVANCED



SK9093

SIMPLEKEY BASIC - SOFTWARE + SERIAL CABLE

Supplied with a cable for connection to SK9000 and a software CD-ROM - Not required for programming. SK9093 it is only necessary to individually delete fobs, by entering its serial n°

**BASIC
ADVANCED**

ACCESSORIES



SK9071

VIP SYSTEM LIFT COMMAND INTERFACE

To be connected to the VIP Actuator module code 1443. 12 Vcc power supply Allows one or more relay contacts to be activated through an interface with lift systems or other activations. Up to 10 SK9071 items can be connected, therefore up to 100 relay contacts (flat). DIN bar PVC housing. Dimensions: 140x95x55 mm (8 DIN modules)

ADVANCED



SK9073

RS485-USB MODULE FOR NETWORK CONNECTION

Allows you to connect SimpleKey Advanced modules to the local network or internet so that you can do the following:., Immediately cancel a lost badge or transmitter, Retrieve events, Open doors remotely, Change settings



DOOR-ENTRY MONITORS INDEX - 1 OF 6

| | | |
|------|--|-----------|
| 1209 | SIMPLEBUS2 VIDEO KIT POWER SUPPLY UNIT | 127-140 |
| 1210 | 2-WIRE POWER SUPPLY UNIT | 140 |
| 1216 | SIMPLEBUS2 LINE TERMINATION TERMINAL | 140 |
| 1229 | EXTENSION SOUNDER | 141 |
| 1236 | POWER SUPPLY UNIT / AMPLIFIER FOR SB1 | 141 |
| 1250 | A/V AND AUDIO UNIT FOR SINGLE PLATE | 141 |
| 1252 | SIMPLEBUS1-2 USERS EXPANSION INTERFACE (UP TO 8) | 141 |
| 1256 | ACTUATOR RELAY. SIMPLEBUS 1 AND 2 | 20 |
| 1404 | SIMPLEBUS2 DIGITAL SWITCHING DEVICE | 20-142 |
| 1405 | DIGITAL EXCHANGE 2 QUADRA INPUTS. S2 | 20-142 |
| 1406 | SB2 MULTI-USER CALL FORWARDING MODULE | 142 |
| 1409 | MODULE FOR REMOTE CAMERAS. SIMPLEBUS 2 | 20-142 |
| 1414 | SIMPLEBUS SYSTEM RISER SHUNT MODULE | 142 |
| 1415 | USER BRANCH UNIT WITH INTEGRATED LINE PROTECTION S2 | 142 |
| 1424 | DIGITAL SWITCHING DEVICE. SIMPLEBUS 1 | 142 |
| 1437 | VIP SCAN PROTECTOR | 142 |
| 1440 | IP (VIP) FLOOR SWITCH | 142 |
| 1441 | IP (VIP) 110-230VAC/55VDC, 100W POWER SUPPLY UNIT | 143 |
| 1443 | VIP SYSTEM RELAY ACTUATOR MODULE | 143 |
| 1448 | SWITCHBOARD SOFTWARE FOR PC FOR VIP SYSTEM | 143 |
| 1449 | RJ45 ETHERNET CABLE, 4-POLE CONNECTION. LENGTH 2M | 143 |
| 1450 | VIP SYSTEM BAR CODE READER FOR DEVICES | 143 |
| 1452 | VIP SYSTEM REMOTE CONNECTION INTERFACE | 143 |
| 1454 | VIP SYSTEM LOCAL PC VIDEO INTERCOM SOFTWARE | 144 |
| 1456 | MASTER APARTMENT GATEWAY FOR VIP SYSTEM | 136 |
| 1459 | CALL LOG SERVER. VIP SYSTEM | 144 |
| 1467 | VIP INTERFACE MODULE - FIRE | 144 |
| 1468 | INTER-VLAN ROUTING INTERFACE | 144 |
| 1469 | SIMPLEBUS INTERFACE FOR VIP SYSTEM BASE | 144 |
| 1484 | VIP INTERFACE FOR INTEGRATION WITH VMS | 144 |
| 1506 | SIMPLEBUS 2 VIDEO INHIBITING MODULE | 144 |
| 1595 | 33VDC POWER SUPPLY UNIT FOR IKALL ENTRANCE PANEL | 145 |
| 1621 | SIMPLEBUS 2W AUDIO UNIT WITH LED, IKALL SERIES | 122 |
| 1622 | IKALL SIMPLEBUS AUDIO SPEAKER | 122 |
| 1682 | IKALL VIP AUDIO ONLY SPEAKER | 122 |
| 3058 | NAMEPLATE FOR BUTTON 3061M-3061S-3061A | 25-116 |
| 3059 | LABEL SHEETS FOR 3016I AND INOX ENTRANCE PANEL | 25-116 |
| 3164 | VANDALCOM SERIES CLEAN CONTACT 4-BUTTON MODULE | 121 |
| 3176 | VANDALCOM BLANK MODULE | 121 |
| 3309 | ADDITIONAL CABLE FOR PROGRAMMING | 145 |
| 3458 | ACCESS CONTROL MODULE FOR 316 EXTERNAL UNITS | 106-150 |
| 3459 | ROOF COMPLETE WITH LEDS FOR SENSE 316 ST. STEEL ENT. PANEL | 106 |
| 3461 | WALL HOUSING FOR EMERGENCY AND HELP POINT | 131 |
| 3522 | ADAPTER FOR WI-FI VISTO KIT | 29-132 |
| 3525 | LEFT-RIGHT ADJUSTABLE BRACKET FOR VISTO | 30-37-133 |
| 3526 | UP-DOWN ADJUSTABLE BRACKET FOR VISTO | 30-37-133 |
| 3528 | ADAPTER PLATE FOR VISTO KIT | 29-37-133 |
| 3530 | WALL BRACKET FOR VISTO CAMERA | 30 |
| 3532 | ADDITIONAL WIRELESS BELL FOR VISTO KIT | 29-132 |
| 3534 | 24VDC POWER SUPPLY UNIT WITH EU-UK-US PLUG | 30-133 |
| 4681 | 2 WIRES AUDIO/VIDEO UNIT | 123 |
| 4792 | RAIN SHIELD FOR QUADRA ENTRANCE PANEL | 127 |

| | | |
|--------------|---|---------|
| 4933 | S2 AMPLIFIER 6 PORTS | 146 |
| 6117 | PLANUX, SMART, ICONA FLUSH BACKBOX | 78 |
| 6118 | MAXI, PLANUX, SMART, ICONA CLIPS FOR DRYWALL | 78 |
| 6212 | DESK BASE FOR EASYCOM DOOR ENTRY PHONE | 88 |
| 6617 | FLUSH-MOUNTED BOX FOR PLASTERBOARD. ICONA | 78 |
| 6620 | WALL BRACKET FOR ICONA MONITOR | 78 |
| 6754 | ADAPTER PLATE FOR MINI HANDSFREE AUDIO | 86 |
| 6812 | DESK BASE FOR MAXI MONITOR | 20-76 |
| 6817 | FLUSH-MOUNTED BOX FOR MAXI MONITOR | 20-76 |
| 6820 | S2 & VIP MAXI MONITOR WALL SUPPORT | 20-76 |
| 6821 | WALL-MOUNT SUPPORT FOR MAXI MANAGER/WITH ANDROID | 76 |
| 31141 | 1 MODULE FINISHING FRAME FOR ENTRANCE PANEL | 93 |
| 31142 | 2 MODULES FINISHING FRAME FOR ENTRANCE PANEL | 93 |
| 31143 | 3 MODULES FINISHING FRAME FOR ENTRANCE PANEL | 93 |
| 31144 | 2X2 MODULES FINISHING FRAME FOR ENTRANCE PANEL | 93 |
| 31146 | 2X3 MODULES FINISHING FRAME FOR ENTRANCE PANEL | 93 |
| 31149 | 3X3 MODULES FINISHING FRAME FOR ENTRANCE PANEL | 93 |
| 1122/A | RELAY 12/24 AC OR DC | 140 |
| 1172B | LED BULB FOR EXTERNAL UNITS | 121 |
| 1195/U | TRANSFORMER 115VAC/24VAC 72VA | 140 |
| 1200UL | TRANSFORMER 15VA USA | 140 |
| 1205BUL | TRANSFORMER 110V USA | 140 |
| 1209/4 | 4 OUTPUT POWER SUPPLY FOR 2-WIRE VIDEO KIT | 20 |
| 1209/8 | 8 OUTPUT POWER SUPPLY FOR 2-WIRE VIDEO KIT | 20 |
| 1212BUL | 110V TRANSFORMER | 140 |
| 1214/2C | VIDEO FILTER FOR S2 SYSTEM | 140 |
| 1217A | LABEL SHEETS FOR QUADRA W/BUTTONS | 127-140 |
| 1224A | SIMPLEBUS 1 DOOR DIGITAL SWITCHING DEVICE | 140 |
| 1249B | PROGRAMMING SOFTWARE | 141 |
| 1250IA | ACCESSORY FOR MOUNTING IKALL AUDIO UNITS ON SING.-PLATE PAN | 141 |
| 1250IAL | MOUNT. ACCESS.IKALL AUDIO UNITS/LED 1-PLATE | 141 |
| 1250IKV | ACCESSORY FOR A/V IKALL GROUP ASSEMBLING | 141 |
| 1250IV | IKALL BRACKET FOR VIDEO UNITS | 141 |
| 1250M | ADHESIVE ADAPTOR FOR SINGLE PLATE AUDIO UNIT | 141 |
| 1250U | AUDIO OR AUDIO/VIDEO UNIT ADAPTER | 25-116 |
| 1250XA | ADAPTER FOR FITTING AUDIO UNIT ON SING.PLATE PANEL | 141 |
| 1250XV | ADAPTER FOR FITTING A/V UNIT ON SING.PLATE PANEL | 141 |
| 1259C | 3 WAY SWITCHER FOR REMOTE COLOUR CAMERAS | 142 |
| 1441B | 30W VIP SYSTEM POWER SUPPLY UNIT | 143 |
| 1445H | VIP SYSTEM REMOTE CAMERA MODULE | 143 |
| 1446H | VIP SYSTEM PAL OR NTSC VIDEO OUTPUT MODULE | 143 |
| 1451A | POE POWER SUPPLY UNIT FOR VIP SYSTEM MONITOR | 144 |
| 1454K | LOCAL PC DOOR ENTRY MONITOR SOFTWARE VIP | 144 |
| 1456B | MULTI-USER GATEWAY FOR VIP SYSTEM | 136 |
| 1456B/ME1 | 1 MASTER LICENSE FOR 1456B, VIP SYSTEM (E-MAIL) | 35 |
| 1456B/ME10 | 10 MASTER LICENSES FOR 1456B, VIP SYSTEM (E-MAIL) | 35 |
| 1456B/ME100 | 100 MASTER LICENSES FOR 1456B, VIP SYSTEM (E-MAIL) | 35 |
| 1456B/ME200 | 200 MASTER LICENSES FOR 1456B, VIP SYSTEM (E-MAIL) | 35 |
| 1456B/ME50 | 50 MASTER LICENSES FOR 1456B, VIP SYSTEM (E-MAIL) | 35 |
| 1456B/MET1 | 1 ANNUAL REN. MASTER LIC. FOR 1456B (EMAIL) | 137 |
| 1456B/MET10 | 10 ANNUAL REN. MASTER LIC. FOR 1456B (EMAIL) | 137 |
| 1456B/MET100 | 100 MASTER LIC. ANNUAL RENEWAL FOR 1456B(EMAIL) | 137 |



DOOR-ENTRY MONITORS INDEX - 2 OF 6

| | | |
|--------------------|--|-------------------|
| 1456B/MET50 | 50 MASTER LIC. ANNUAL RENEWAL FOR 1456B(EMAIL) | 137 |
| 1456B/SE1 | 1 SLAVE LICENSE FOR 1456B, VIP SYSTEM (E-MAIL) | 137 |
| 1456B/SE10 | 10 SLAVE LICENSES FOR 1456B, VIP SYSTEM (E-MAIL) | 137 |
| 1456B/SE100 | 100 SLAVE LICENSES FOR 1456B, VIP SYSTEM (E-MAIL) | 137 |
| 1456B/SE200 | 200 SLAVE LICENSES FOR 1456B, VIP SYSTEM (E-MAIL) | 137 |
| 1456B/SE50 | 50 SLAVE LICENSES FOR 1456B, VIP SYSTEM (E-MAIL) | 137 |
| 1456B/TE1 | 1 PHONE LICENSE FOR 1456B, VIP SYSTEM (E-MAIL) | 137 |
| 1456B/TE10 | 10 PHONE LICENSES FOR 1456B, VIP SYSTEM (E-MAIL) | 137 |
| 1456B/TE100 | 100 PHONE LICENSES FOR 1456B, VIP SYSTEM (E-MAIL) | 137 |
| 1456B/TE200 | 200 PHONE LICENSES FOR 1456B, VIP SYSTEM (E-MAIL) | 137 |
| 1456B/TE50 | 50 PHONE LICENSES FOR 1456B, VIP SYSTEM (E-MAIL) | 137 |
| 1456G | THIRD PARTY HOME AUTOMATION INTERFACE | 136 |
| 1456S | APARTMENT SLAVE GATEWAY FOR VIP SYSTEM | 136 |
| 1596B | POWER SUPPLY 33VDC 60W 100-240VAC, PSE CERTIFIED | 106-145 |
| 1622VC | 2 WIRES IKALL AUDIO UNIT FOR REMOTE CAMERA | 122 |
| 1998NA | AUDIO PORTER SWITCHBOARD. S1 | 145 |
| 1998NV | AUDIO/VIDEO PORTER SWITCHBOARD. S1 | 145 |
| 2703U | 2-BUTTON MINI DOOR-ENTRY PHONE, UNIVERSAL | 84 |
| 2708W/A | SIMPLEBUS1 MINI DOOR ENTRY PHONE WITH HANDSET | 84 |
| 2712W | 2-BUTTON MINI DOOR-ENTRY PHONE, KIT | 84 |
| 2719W | 5-BUTTON MINI DOOR-ENTRY PHONE, S2 | 84 |
| 2738W/A | SIMPLEBUS2 MINI DOOR ENTRY PHONE WITH HANDSET | 84 |
| 2742W | DESK BASE FOR MINI DOOR-ENTRY PHONE WITH HANDSET | 84 |
| 2812W | 2-BUTTON MINI DOOR-ENTRY PHONE FOR KIT KCA0061 | 84 |
| 3061A | ANALOG BUTTON WITH NAMEPLATE | 146 |
| 3061M | MASTER BUTTON WITH NAMEPLATE | 25-116-146 |
| 3061S | SLAVE BUTTON WITH NAMEPLATE | 25-116-146 |
| 3063D | MODULE W/8 BUTT.IN 2 ROWS+VIP FOR SING.-PLATE PAN | 146 |
| 3063U | SB1/SB2/VIP 8-BUTTON INTERFACE FOR SINGLE PLATE | 120 |
| 3064S | 4-BUTTON MODULE, VANDALCOM SERIES | 120 |
| 3070S | DIGITAL CALL MODULE, VANDALCOM SERIES | 120 |
| 3072S | DIGITAL DIRECTORY MODULE, VANDALCOM SERIES | 120 |
| 3110/2A | FLUSH-MOUNTED BOX, 2 MODULES, FOR ENTRANCE PANELS | 91 |
| 3110/3A | FLUSH-MOUNTED BOX, 3 MODULES, FOR ENTRANCE PANELS | 91 |
| 3110/4A | FLUSH-MOUNTED BOX, 4 MODULES, FOR ENTRANCE PANELS | 91 |
| 31144L | 4 MODULES FINISHING FRAME FOR ENTRANCE PANEL | 93 |
| 3159/1 | VANDALCOM SERIES STAINLESS STEEL SURFACE-MOUNTED HOUSING | 119 |
| 3159/2 | VANDALCOM SERIES STAINLESS STEEL SURFACE-MOUNTED HOUSING | 119 |
| 3159/3 | VANDALCOM SERIES STAINLESS STEEL SURFACE-MOUNTED HOUSING | 119 |
| 3160/1 | FLUSH-MOUNTED BOX FOR VANDALCOM ENTRANCE PANEL | 119 |
| 3160/2 | FLUSH-MOUNTED BOX FOR VANDALCOM ENTRANCE PANEL | 119 |
| 3160/3 | FLUSH-MOUNTED BOX FOR VANDALCOM ENTRANCE PANEL | 119 |
| 3161/1 | VANDALCOM SERIES FRAME. DARK GREY COLOUR | 119 |
| 3161/1A | VANDALCOM SERIES FRAME. STEEL GREY COLOUR | 119 |
| 3161/2 | VANDALCOM SERIES FRAME. DARK GREY COLOUR | 119 |
| 3161/2A | VANDALCOM SERIES FRAME. STEEL GREY COLOUR | 119 |
| 3161/3 | VANDALCOM SERIES FRAME. DARK GREY COLOUR | 119 |
| 3161/3A | VANDALCOM SERIES FRAME. STEEL GREY COLOUR | 119 |
| 3176S | STEEL BLANK MODULE, VANDALCOM SERIES | 121 |
| 3179S | MODULE FOR SIMPLEKEY READER, VANDALCOM SERIES | 121 |
| 3186S | INDICATION/NAMEPLATE MODULE, VANDALCOM SERIES | 121 |
| 3188SB | VANDALCOM ELECTRONIC KEY | 121 |



| | | |
|-----------------|--|------------|
| 3201XVS | 1 BUTTON FLUSH 316 ANALOG A/V PANEL VIP | 104 |
| 3204XAS | 316 AUDIO ENT. PAN., 4 BUTTONS. - VIP | 104 |
| 3205XVS | 5 BUTTON FLUSH 316 ANALOG A/V PANEL VIP | 104 |
| 3206XVS | 6 BUTTON FLUSH 316 ANALOG A/V PANEL VIP | 104 |
| 3262S/0 | 0-BUTTON MODULE FOR AUDIO UNITS | 120 |
| 3262S/1 | 1-BUTTON MODULE FOR AUDIO UNITS | 120 |
| 3262S/2 | 2-BUTTONS MODULE FOR AUDIO UNITS | 120 |
| 3268S/0 | 0-BUTTON MODULE FOR A/V UNITS | 120 |
| 3268S/1 | 1-BUTTON MODULE FOR A/V UNITS | 120 |
| 3268S/2 | 2-BUTTON MODULE FOR A/V UNITS | 120 |
| 3451AS | STAINLESS STEEL S2 DIG. 316 SENSE AUDIO ENT.PAN. | 151 |
| 3452HD | 316 SERIES SENSE HD A/V ENTRANCE PANEL, VIP. | 104 |
| 3453S/A | STAINLESS STEEL 316 TOUCH A/V ENTRANCE PANEL, SB2 | 104 |
| 3454HD/A | STAINLESS STEEL 316 TOUCH A/V ENTRANCE PANEL, VIP | 104-151 |
| 3460/6 | FLUSH-MOUNT BOX FOR 3ONE6 TOUCH-SENSE & 5-6 B. ENTRANCE PANELS | 106 |
| 3460EA | AUDIO ENTRANCE PANEL FOR EMERGENCY CALLS. VIP SYSTEM | 130 |
| 3460HA | AUDIO HELP POINT PUSHBUTTON PANEL. VIP SYSTEM | 130 |
| 3460HEV | VIDEO ENT. PANEL FOR EMERGENCY CALLS. VIP SYSTEM | 130 |
| 3460HHV | VIDEO HELP POINT ENTRANCE PANEL. VIP SYSTEM H264 | 130 |
| 3462/6 | WALL HOUSING FOR 3ONE6 ANALOG, TOUCH, SENSE | 106 |
| 3527B | DARK GRAPHITE COVER FOR VISTO EXTERNAL UNIT | 29-133 |
| 3527S | SILVER MIST COVER FOR VISTO EXTERNAL UNIT | 29-133 |
| 3639/1 | COLUMN FOR 1-MODULE ENTRANCE PANEL, HEIGHT 170CM | 93 |
| 3639/2 | COLUMN FOR 2-MODULES ENTRANCE PANEL, HEIGHT 170CM | 93 |
| 3639/3 | COLUMN FOR 3-MODULES ENTRANCE PANEL, HEIGHT 170CM | 93 |
| 3640/1 | COLUMN FOR 1-MODULE ENTRANCE PANEL, HEIGHT 117CM | 93 |
| 3640/2 | COLUMN FOR 2-MODULES ENTRANCE PANEL, HEIGHT 117CM | 93 |
| 3640/3 | COLUMN FOR 3-MODULES ENTRANCE PANEL, HEIGHT 117CM | 93 |
| 3649/1 | 45° INCLINATION HOUSING 1 MODULE ENTRANCE PANEL | 93 |
| 3649/2 | 45° INCLINATION HOUSING 2 MODULES ENTRANCE PANEL | 93 |
| 3649/3 | 45° INCLINATION HOUSING 3 MODULES ENTRANCE PANEL | 93 |
| 4577/100 | SIMPLEBUS2 SYSTEM COMELIT CABLE 2X1 MM2 - TOP (100 M) | 146 |
| 4577/500 | SIMPLEBUS2 SYSTEM COMELIT CABLE 2X1 MM2 - TOP (500 M) | 146 |
| 4680C | 2 WIRES AUDIO/VIDEO UNIT | 123 |
| 4681/4 | A/V UNIT FOR MAX. 4 USERS. S2 | 123 |
| 4682HD | HD AUDIO/VIDEO UNIT IP (VIP) | 123 |
| 4791A | ADAPTER PLATE FOR EXTRA-CIAO-QUADRA | 27-127-129 |
| 4793C | CORTEN FACEPLATE FOR QUADRA ENTRANCE PANEL | 127 |
| 4793MA | ALUMINIUM FACEPLATE FOR QUADRA W/BUTTONS | 127 |
| 4793MB | BLACK FACEPLATE FOR QUADRA W/BUTTONS | 127 |
| 4793MC | CORTEN FACEPLATE FOR QUADRA W/BUTTONS | 127 |
| 4833C | S2 VIDEO AMPLIFIER | 146 |
| 4834/9 | LINE CONCENTRATOR FOR SIMPLEBUS VIDEO SYSTEMS | 146 |
| 4888CU | SIMPLEBUS 2 COLOUR MIXER FOR USA | 146 |
| 4893M | QUADRA ENTRANCE PANEL W/ BUTTONS. 2 WIRES | 126 |
| 4899M | QUADRA ENTRANCE PANEL BUTTONS. VIP | 126 |
| 4899MK | QUADRA EXTERNAL UNIT BUTTONS, FOR VIP KIT | 126 |
| 6117/U | FLUSH-MOUNTED BOX PLANUX SMART ICONA MONITORS. USA MARKET | 78 |
| 6203B | EASYCOM INTERCOM HF, BLACK. VIP | 88 |
| 6203W | EASYCOM INTERCOM HF, WHITE. VIP | 88 |
| 6601W | ICONA MONITOR, S2 | 78 |
| 6602B | ICONA MONITOR, S2. BLACK | 78 |



DOOR-ENTRY MONITORS INDEX - 3 OF 6

| | | |
|--------------------------|--|----------|
| 6602W | ICONA MONITOR, VIP | 78 |
| 6602WK | ICONA MONITOR, VIP KIT H264 | 78 |
| 6612A | DESK BASE FOR ICONA MONITOR | 78 |
| 6701W | SIMPLEBUS2 MINI DOOR ENTRY MONITOR WITH HANDSET | 80 |
| 6702W | MINI BM WHITE MONITOR, VIP | 80 |
| 6711W | ADAPTER PLAQUE FOR MINI MONITOR W/ HANDSET. WHITE. | 80 |
| 6711WV | ADAPTER PLATE FOR MINI HANDSFREE | 37-82 |
| 6712A | DESK BASE FOR MINI S2 MONITOR WITH HANDSET | 80 |
| 6712V | DESK BASE FOR MINI MONITOR WITH HANDSET. VIP | 80 |
| 6721W | SIMPLEBUS2 MINI HANDSFREE DOOR ENTRY MONITOR | 82 |
| 6722W | MINI HANDSFREE BM MONITOR, VIP | 35-82 |
| 6732A | DESK BASE FOR HANDSFREE MINI MONITOR. SBTOP | 20-25-82 |
| 6732V | DESK BASE FOR HANDSFREE MINI MONITOR. VIP | 35-37-82 |
| 6734W | ADD. BUTTONS KIT HANDS-FREE MINI MONITOR, WHITE | 25-82 |
| 6735W | ADD.BUTT. KIT FOR MINI MONITOR W/HANDSET, VIP | 80 |
| 6741W | SB2 MINI HANDSFREE WI-FI DOOR ENTRY MONITOR | 82 |
| 6742W | MINI HANDSFREE BM WIFI MONITOR, VIP | 37-82 |
| 6750W | HANDS-FREE BM MINI DOOR-ENTRY PHONE. S2 | 36 |
| 6751W | HANDS-FREE MINI DOOR-ENTRY PHONE. S2 (140) | 86 |
| 6801W | 2 WIRES MAXI DOOR ENTRY MONITOR | 76 |
| 6802B | 7-INCH MAXI MONITOR, VIP. BLACK | 76 |
| 6802W | 7-INCH MAXI MONITOR, VIP | 76 |
| 6813W | 7" MAXI MONITOR WITH ANDROID, WHITE. VIP | 76 |
| 6842W | 7-INCH MAXI WIFI MONITOR, VIP | 76 |
| APP_COMELIT | APP FOR COMELIT SYSTEMS | 10 |
| APP_COMELIT VISTO | APP FOR VISTO SERIES SYSTEMS | 30 |
| CA9210 | 2 DOUBLE-HEIGHT BUTTONS FOR CIAO ENTRANCE PANEL | 27-129 |
| CA9211 | 4 SINGLE BUTTONS FOR CIAO ENTRANCE PANEL | 27-129 |
| CA9212 | 4 DOUBLE BUTTONS FOR CIAO ENTRANCE PANEL | 27-129 |
| CA9213 | 1 LARGE BUTTON FOR CIAO ENTRANCE PANEL | 27-129 |
| CXBV | BNC/S TO VGA CONVERTER | 147 |
| CXHDMI | CAT5 SINGLE HDMI | 147 |
| EX-7000H | COLOUR HANDS-FREE MINI MONITOR, S2 | 82 |
| EX-7000HW | MINI HANDSFREE WI-FI MONITOR. S2 | 82 |
| EX-9000H | 7" MAXI MONITOR. S2 SYSTEM | 76 |
| EX-DSME | 2-WIRE QUADRA EXTERNAL UNIT | 126 |
| EZ-316MUG | ADVANCED ENTRANCE PANEL BUNDLE | 67 |
| HFX-7000M | SINGLE-FAMILY KIT W/ QUADRA AND MINI HANDS-FREE SB | 18-19 |
| HFX-7000MW | QUADRA KIT AND MINI HF WI-FI. S2 | 18-19 |
| HFX-7004M | KIT W/4 USERS W/MEC. QUADRA AND MINI HF, 2 WIRES | 19 |
| HFX-9000M | SINGLE-FAMILY KIT WITH QUADRA AND MAXI. SB SYSTEM | 18-19 |
| IX0101 | SWITCH FRONT PLATE WITH 1 BUTTON | 109 |
| IX0101CO | SWITCH FRONT PLATE, 1 BUTTONS+HOLE 40X40MM | 109 |
| IX0101KP | SWITCH FACEPLATE, 1 BUT. + ELECTRONIC KEY | 109 |
| IX0102 | SWITCH FRONT PLATE WITH 2 BUTTONS | 109-152 |
| IX0102CO | SWITCH FRONT PLATE, 2 BUTTONS+HOLE 40X40MM | 109 |
| IX0102KP | SWITCH FRONT PLATE, 2 BUTTONS+ELECTRONIC KEY | 109 |
| IX0103 | SWITCH FRONT PLATE WITH 3 BUTTONS | 109-152 |
| IX0103CO | SWITCH FRONT PLATE, 3 BUTTONS+HOLE 40X40MM | 109 |
| IX0103KP | SWITCH FRONT PLATE, 3 BUTTONS+ELECTRONIC KEY | 109 |
| IX0104 | SWITCH FRONT PLATE WITH 4 BUTTONS | 109-152 |



| | | |
|-----------------|--|-------------|
| IX0104CO | SWITCH FRONT PLATE, 4 BUTTONS+HOLE 40X40MM | 109 |
| IX0104KP | SWITCH FRONT PLATE, 4 BUTTONS+ELECTRONIC KEY | 109 |
| IX0105 | SWITCH FRONT PLATE WITH 5 BUTTONS | 109-152 |
| IX0106 | SWITCH FRONT PLATE WITH 6 BUTTONS | 109-152 |
| IX0107 | SWITCH FRONT PLATE WITH 7 BUTTONS | 109-152 |
| IX0108 | SWITCH FRONT PLATE WITH 8 BUTTONS | 109-152 |
| IX0109 | SWITCH FRONT PLATE WITH 9 BUTTONS | 109-152 |
| IX0110 | SWITCH FRONT PLATE WITH 10 BUTTONS | 109-152 |
| IX0111 | SWITCH FRONT PLATE WITH 11 BUTTONS | 109-152 |
| IX0112 | SWITCH FRONT PLATE WITH 12 BUTTONS | 109-152 |
| IX0214 | SWITCH FRONT PLATE WITH 14 BUTTONS - 2 COLUMNS | 109-152 |
| IX0216 | SWITCH FRONT PLATE WITH 16 BUTTONS - 2 COLUMNS | 109-152 |
| IX0218 | SWITCH FRONT PLATE WITH 18 BUTTONS - 2 COLUMNS | 109-152 |
| IX0220 | SWITCH FRONT PLATE WITH 20 BUTTONS - 2 COLUMNS | 109-152 |
| IX0222 | SWITCH FRONT PLATE WITH 22 BUTTONS | 109-152 |
| IX0224 | SWITCH FRONT PLATE WITH 24 BUTTONS - 2 COLUMNS | 109-152 |
| IX0226 | SWITCH FRONT PLATE WITH 26 BUTTONS - 2 COLUMNS | 109-152 |
| IX0324 | SWITCH FRONT PLATE WITH 24 BUTTONS - 3 COLUMNS | 109-152 |
| IX0327 | SWITCH FRONT PLATE WITH 27 BUTTONS - 3 COLUMNS | 109-152 |
| IX0330 | SWITCH FRONT PLATE WITH 30 BUTTONS - 3 COLUMNS | 109-152 |
| IX0333 | SWITCH FRONT PLATE WITH 33 BUTTONS - 3 COLUMNS | 109-152 |
| IX0336 | SWITCH FRONT PLATE WITH 36 BUTTONS - 3 COLUMNS | 109-152 |
| IX0339 | SWITCH FRONT PLATE WITH 39 BUTTONS - 3 COLUMNS | 109-152 |
| IX0440 | SWITCH FRONT PLATE WITH 40 BUTTONS - 4 COLUMNS | 109-152 |
| IX0444 | SWITCH FRONT PLATE WITH 44 BUTTONS - 4 COLUMNS | 109-152 |
| IX0448 | SWITCH FRONT PLATE WITH 48 BUTTONS - 4 COLUMNS | 109-152 |
| IX0452 | SWITCH FRONT PLATE WITH 52 BUTTONS - 4 COLUMNS | 109-152 |
| IX0555 | SWITCH FRONT PLATE WITH 55 BUTTONS - 5 COLUMNS | 109-152 |
| IX0560 | SWITCH FRONT PLATE WITH 60 BUTTONS - 5 COLUMNS | 109-152 |
| IX0565 | SWITCH FRONT PLATE WITH 65 BUTTONS - 5 COLUMNS | 109-152 |
| IX0570 | SWITCH FRONT PLATE WITH 70 BUTTONS - 5 COLUMNS | 109-152 |
| IX0575 | SWITCH FRONT PLATE WITH 75 BUTTONS - 5 COLUMNS | 109-152 |
| IX0580 | SWITCH FRONT PLATE WITH 80 BUTTONS - 5 COLUMNS | 109-152 |
| IX9100 | BLANK FRONT PLATE W/ BUTTONS IN 1 COLUMN | 113 |
| IX9101 | ELECTRONIC KEY FRONT PLATE - 1 COLUMN | 113 |
| IX9102 | SIMPLEKEY FACILITY FRONT PLATE - 1 COLUMN | 113-150-152 |
| IX9103 | VIGIK FACILITY FRONT PLATE - 1 COLUMN | 114 |
| IX9104 | MAGNETIC INDUCTION FRONT PLATE - 1 COLUMN | 114 |
| IX9150 | FLUSH-MOUNTED BOX FOR FRONT PLATE W/ 1-2-3-4 BUTTONS | 110 |
| IX9151 | FLUSH-MOUNTED BOX FOR FRONT PLATE W/ 5-6-7-8 BUTTONS | 110 |
| IX9152 | FLUSH-MOUNTED BOX FOR FRONT PLATE W/ 9-10-11-12 BUTTONS | 110 |
| IX9153 | FLUSH-MOUNTED BOX FOR FRONT PLATE W/ 12-14-16-18 BUTTONS | 110 |
| IX9154 | FLUSH-MOUNTED BOX FOR FRONT PLATE W/ 20-22-24-26 BUTTONS | 110 |
| IX9155 | FLUSH-MOUNTED BOX FOR FRONT PLATE W/ 24-27-30-33 BUTTONS | 110 |
| IX9156 | FLUSH-MOUNTED BOX FOR FRONT PLATE W/ACCESS. 1 COLUMN | 115 |
| IX9157 | FLUSH-MOUNTED BOX FOR FRONT PLATE W/ACCESS. 2 COLUMNS | 115 |
| IX9158 | FLUSH-MOUNTED BOX FOR FRONT PLATE W/ACCESS. 3 COLUMNS | 115 |
| IX9160 | HOUSING FOR FRONT PLATE W/ 1-2-3-4 BUTTONS | 111 |
| IX9160A | HOUSING FOR FRONT PLATE W/ 1-2-3-4 BUTTONS + ACC | 115 |
| IX9161 | HOUSING FOR FRONT PLATE W/ 5-6-7-8 BUTTONS | 111 |



DOOR-ENTRY MONITORS INDEX - 4 OF 6

| | | |
|-----------------|---|-------------|
| IX9161A | HOUSING FOR FRONT PLATE W/ 5-6-7-8 BUTTONS + ACC | 115 |
| IX9162 | HOUSING FOR FRONT PLATE W/ 9-10-11-12 BUTTONS | 111 |
| IX9162A | HOUSING FOR FRONT PLATE W/ 9-10-11-12 BUTTONS +ACC | 115 |
| IX9163 | HOUSING FOR FRONT PLATE W/ 12-14-16-18 BUTTONS | 111 |
| IX9163A | HOUSING FOR FRONT PLATE W/ 12-14-16-18 BUTTONS+ACC | 115 |
| IX9164 | HOUSING FOR FRONT PLATE W/ 20-22-24-26 BUTTONS | 111 |
| IX9164A | HOUSING FOR FRONT PLATE W/ 20-22-24-26 BUTTONS+ACC | 115 |
| IX9165 | HOUSING FOR FRONT PLATE W/ 24-27-30-33 BUTTONS | 111 |
| IX9165A | HOUSING FOR FRONT PLATE W/ 24-27-30-33 BUTTONS+ACC | 115 |
| IX9170 | SURFACE-MNT + PLASTERBOARD FRONT. HOUSING 1-2-3-4 | 111 |
| IX9171 | SURFACE-MNT + PLASTERBOARD FRONT. HOUSING 5-6-7-8 | 111 |
| IX9172 | SURF-MNT + PLASTERBOARD FRONT. HOUSING 9-10-11-12 | 111 |
| IX9173 | SURF-MNT + PLASTERBOARD FRONT. HOUSING 12-14-16-18 | 111 |
| IX9174 | SURF-MNT + PLASTERBOARD FRONT. HOUSING 20-22-24-26 | 111 |
| IX9175 | SURF-MNT + PLASTERBOARD FRONT. HOUSING 24-27-30-33 | 111 |
| IX9176 | WALL HOUSING FOR FRONT PANEL W/36-39 BUTTONS | 112 |
| IX9177 | WALL HOUSING FOR FRONT PANELS W/40-44-48-52 BUTT. | 112 |
| IX9178 | WALL HOUSING FOR FRONT PANELS W/55-60-65 BUTTONS | 112 |
| IX9179 | WALL HOUSING FOR FRONT PANELS W/70-75-80 BUTTONS | 112 |
| IX9180 | FLUSH-MOUNTED BOX FOR FRONT PANEL W/ 36-39 | 110 |
| IX9181 | FLUSH-MOUNTED BOX FOR FRONT PANEL W/ 40-44-48-52 | 110 |
| IX9182 | FLUSH-MOUNTED BOX FOR FRONT PANEL W/ 55-60-65 | 110 |
| IX9183 | FLUSH-MOUNTED BOX FOR FRONT PANEL W/ 70-75-80 | 110 |
| IX9184 | FLUSH-MOUNT BOX FOR FRONT PANEL ACCESS., 4 COLUMNS | 115 |
| IX9185 | FLUSH-MOUNT BOX FOR FRONT PANEL ACCESS., 5 COLUMNS | 115 |
| IX9200 | BLANK FRONT PLATE W/ BUTTONS IN 2 COLUMNS | 113 |
| IX9201 | ELECTRONIC KEY FRONT PLATE - 2 COLUMNS | 113 |
| IX9202 | SIMPLEKEY FACILITY FRONT PLATE - 2 COLUMNS | 113-150-152 |
| IX9203 | VIGIK FACILITY FRONT PLATE - 2 COLUMNS | 114 |
| IX9204 | MAGNETIC INDUCTION FRONT PLATE - 2 COLUMNS | 114 |
| IX9300 | BLANK FRONT PLATE W/ BUTTONS IN 3 COLUMNS | 113 |
| IX9301 | ELECTRONIC KEY FRONT PLATE - 3 COLUMNS | 113 |
| IX9302 | SIMPLEKEY FACILITY FRONT PLATE - 3 COLUMNS | 113-150-152 |
| IX9303 | VIGIK FACILITY FRONT PLATE - 3 COLUMNS | 114 |
| IX9304 | MAGNETIC INDUCTION FRONT PLATE - 3 COLUMNS | 114 |
| IX9400 | BLANK FRONT PANEL - 4 COLUMNS | 113 |
| IX9402 | FRONT PANEL DESIGNED FOR SIMPLEKEY - 4 COLUMNS | 113-150-152 |
| IX9404 | MAGNETIC INDUCTION FRONT PLATE - 4 COLUMNS | 114 |
| IX9500 | BLANK FRONT PANEL - 5 COLUMNS | 113 |
| IX9502 | FRONT PANEL DESIGNED FOR SIMPLEKEY - 5 COLUMNS | 113-150-152 |
| IX9504 | MAGNETIC INDUCTION FRONT PANEL - 5 COLUMNS | 114 |
| KCA2061A | CIAO KIT AND 2-WIRE MINI WITH HANDSET | 26 |
| KCA2071A | CIAO KIT AND SIMPLEBUS 2 MINI HANDS-FREE | 26 |
| KVU8508 | SURF.-MNT SING.-FAM. ULTRA KIT, VIP MINI SLAVE GW | 32 |
| PTT-VF | POSTAL LOCK FLUSH MOUNT MODULE FOR VANDALCOM ENTRANCE PANEL | 123 |
| PTT-VS | POSTAL LOCK SURFACE MOUNT MODULE FOR VANDALCOM ENTRANCE PANEL | 123 |
| QA9210 | 2 DOUBLE-HEIGHT BUTTONS FOR QUADRA ENTRANCE PANEL | 127 |
| QA9211 | 4 SINGLE BUTTONS FOR QUADRA ENTRANCE PANEL | 127 |
| QA9213 | 1 LARGE BUTTON FOR QUADRA ENTRANCE PANEL | 127 |
| SK9000I | SIMPLEKEY BASIC MANAGEMENT DEVICE FOR IKALL | 147-148 |
| SK9000U | ULTRA SIMPLEKEY BASIC MODULE | 98-148 |



| | | |
|-------------------|--|----------------|
| SK9000UB | ULTRA SIMPLEKEY BASE MODULE, BLACK | 98-148 |
| SK9000UW | ULTRA SIMPLEKEY BASIC MODULE, WHITE | 98-148 |
| SK9001I | SIMPLEKEY ADVANCED READER IKALL | 147-148 |
| SK9001U | ULTRA SIMPLEKEY ADVANCED MODULE | 148 |
| SK9001UB | ULTRA SIMPLEKEY ADVANCED MODULE, BLACK | 148 |
| SK9001UW | ULTRA SIMPLEKEY ADVANCED MODULE, WHITE | 148 |
| SK9011/A | SIMPLEKEY ADVANCED - RADIO MODULE 868 MHZ | 154 |
| SK9014 | REMOTE ANTENNA FOR 868 MHZ RECEIVER | 154 |
| SK9015 | SIMPLEKEY ADAPTER WITH POWER SUPPLY UNIT 1210 | 149 |
| SK9020 | ONE ENTRANCE MANAGING CENTRAL UNIT - ADVANCED SIMPLEKEY | 149 |
| SK9031 | INTERNAL WALL-MOUNTED READER | 149 |
| SK9032 | INTERNAL FLUSH-MOUNTED READER | 149 |
| SK9040 | SURFACE MOUNTED VANDAL RESISTANT HOUSING | 149 |
| SK9050B/A | STANDARD BLUE KEY FOB CARD | 153 |
| SK9050G/A | STANDARD GREEN KEY FOB CARD | 153 |
| SK9050GB/A | STANDARD GREY-BLUE KEY FOB CARD | 153 |
| SK9050GG/A | STANDARD GREY-GREEN KEY FOB CARD | 153 |
| SK9050GO/A | STANDARD GREY-ORANGE KEY FOB CARD | 153 |
| SK9050GR/A | STANDARD GREY-RED KEY FOB CARD | 153 |
| SK9050GY/A | STANDARD GREY-YELLOW KEY FOB CARD | 153 |
| SK9050O/A | STANDARD ORANGE KEY FOB CARD | 153 |
| SK9050R/A | STANDARD RED KEY FOB CARD | 153 |
| SK9050Y/A | STANDARD YELLOW KEY FOB CARD | 153 |
| SK9051/A | GREY KEY FOB 'PASS' CARD | 153 |
| SK9052 | USER CARD - CREDIT CARD SIZE, WHITE | 149 |
| SK9062B/A | 868 MHZ TRANSMITTER + PROXIMITY READER, COLOUR BLUE 4 BUTTON | 154 |
| SK9062Y/A | 868 MHZ TRANSMITTER + PROXIMITY READER, COLOUR YELLOW 4 BUTT | 154 |
| SK9071 | VIP SYSTEM LIFT COMMAND INTERFACE | 147-155 |
| SK9073 | RS485-USB MODULE FOR NETWORK CONNECTION | 155 |
| SK9091 | SIMPLE KEY ADVANCED SOFTWARE + USB ENCODER | 154 |
| SK9093 | SIMPLEKEY BASIC - SOFTWARE + SERIAL CABLE | 154 |
| SKR | ELECTRONIC KEYPAD, 100 CODES, INTEGRATED READER, 500 BADGES | 148 |
| UT1010 | ULTRA SIMPLEBUS1 AUDIO MODULE | 93 |
| UT1010B | ULTRA AUDIO MODULE, BLACK, SIMPLEBUS1 | 93 |
| UT1010VC | ULTRA SIMPLEBUS1 AUDIO MODULE FOR REMOTE CAMERA | 95 |
| UT1010VCB | ULTRA AUDIO REMOTE CAMERA MODULE, BLACK, SB1 | 95 |
| UT1010VCW | ULTRA REMOTE CAMERA AUDIO MODULE, WHITE, SB1 | 95 |
| UT1010W | ULTRA AUDIO MODULE, WHITE, SIMPLEBUS1 | 93 |
| UT1020 | ULTRA SIMPLEBUS1 AUDIO/VIDEO MODULE | 95 |
| UT1020B | ULTRA AUDIO/VIDEO MODULE, BLACK, SIMPLEBUS1 | 95 |
| UT1020W | ULTRA AUDIO/VIDEO MODULE, WHITE, SIMPLEBUS1 | 95 |
| UT1090 | ULTRA SB1 VIDEO+TOUCH COMPLETE ENTRANCE PANEL | 94 |
| UT1090B | VIDEO+TOUCH ENT.PAN. COMPLETE ULTRA BLACK SB1 | 94 |
| UT1090S | WALL-MNT COMPLETE VIDEO+TOUCH ULTRA ENT.PAN., SB1 | 94 |
| UT1090W | VIDEO+TOUCH ENT.PAN. COMPLETE ULTRA WHITE SB1 | 94 |
| UT2010 | ULTRA SIMPLEBUS2 AUDIO MODULE | 94 |
| UT2010B | ULTRA AUDIO MODULE, BLACK, SIMPLEBUS2 | 94 |
| UT2010VC | ULTRA SIMPLEBUS2 AUDIO MODULE FOR REMOTE CAMERA | 95 |
| UT2010VCB | ULTRA AUDIO REMOTE CAMERA MODULE, BLACK, SB2 | 95 |
| UT2010VCW | ULTRA REMOTE CAMERA AUDIO MODULE, WHITE, SB2 | 95 |
| UT2010W | ULTRA AUDIO MODULE, WHITE, SIMPLEBUS2 | 94 |



DOOR-ENTRY MONITORS INDEX - 5 OF 6

| | | |
|----------|--|-------|
| UT2020 | ULTRA SIMPLEBUS2 AUDIO/VIDEO MODULE | 96 |
| UT2020/4 | SB2 ULTRA AUDIO/VIDEO MODULE, 4 USERS | 96 |
| UT2020B | ULTRA AUDIO/VIDEO MODULE, BLACK, SIMPLEBUS2 | 96 |
| UT2020W | ULTRA AUDIO/VIDEO MODULE, WHITE, SIMPLEBUS2 | 96 |
| UT2090 | ULTRA SB2 VIDEO+TOUCH COMPLETE ENTRANCE PANEL | 95 |
| UT2090B | VIDEO+TOUCH ENT.PAN. COMPLETE ULTRA BLACK SB2 | 95 |
| UT2090S | WALL-MNT COMPLETE VIDEO+TOUCH ULTRA ENT.PAN., SB2 | 96 |
| UT2090W | VIDEO+TOUCH ENT.PAN. COMPLETE ULTRA WHITE SB2 | 95 |
| UT8010 | IP (VIP) ULTRA AUDIO MODULE | 94 |
| UT8010B | ULTRA AUDIO MODULE, BLACK, IP (VIP) | 94 |
| UT8010W | ULTRA IP AUDIO MODULE (VIP), WHITE | 94 |
| UT8020 | IP (VIP) ULTRA AUDIO/VIDEO MODULE | 35 |
| UT8020B | ULTRA AUDIO/VIDEO MODULE, BLACK, IP (VIP) | 97 |
| UT8020W | ULTRA IP AUDIO/VIDEO MODULE (VIP), WHITE | 97 |
| UT8090 | ULTRA VIP VIDEO+TOUCH COMPLETE ENTRANCE PANEL | 96 |
| UT8090S | WALL-MNT COMPLETE VIDEO+TOUCH ULTRA ENT.PAN., VIP | 96 |
| UT9141 | ULTRA ADAPTER PLATE FOR 1-MODULE BOXES | 93 |
| UT9142 | ULTRA ADAPTER PLATE FOR 2-MODULE BOXES | 93 |
| UT9143 | ULTRA ADAPTER PLATE FOR 3-MODULE BOXES | 93 |
| UT9144 | ULTRA ADAPTER PLATE FOR 4-MODULE BOXES | 93 |
| UT9161 | FLUSH-MOUNTING FRAME FOR 1 ULTRA MODULE | 91 |
| UT9161B | FLUSH-MOUNTED FRAME, 1 ULTRA MODULE, BLACK | 91 |
| UT9161W | FLUSH-MOUNTING FRAME FOR 1 ULTRA MODULE, WHITE | 91 |
| UT9162 | FLUSH-MOUNTING FRAME FOR 2 ULTRA MODULES | 91 |
| UT9162B | FLUSH-MOUNTED FRAME, 2 ULTRA MODULES, BLACK | 91 |
| UT9162W | FLUSH-MOUNTING FRAME FOR 2 ULTRA MODULES, WHITE | 91 |
| UT9163 | FLUSH-MOUNTING FRAME FOR 3 ULTRA MODULES | 91 |
| UT9163B | FLUSH-MOUNTED FRAME, 3 ULTRA MODULES, BLACK | 91 |
| UT9163W | FLUSH-MOUNTING FRAME FOR 3 ULTRA MODULES, WHITE | 91 |
| UT9164 | FLUSH-MOUNTING FRAME FOR 4 ULTRA MODULES | 91 |
| UT9164B | FLUSH-MOUNTED FRAME, 4 ULTRA MODULES, BLACK | 91 |
| UT9164W | FLUSH-MOUNTING FRAME FOR 4 ULTRA MODULES, WHITE | 91 |
| UT9171 | WALL HOUSING FOR 1 ULTRA MODULE | 92 |
| UT9171B | SURFACE-MOUNTED HOUSING, 1 ULTRA MODULE, BLACK | 92 |
| UT9171W | SURFACE-MOUNT WALL HOUSING - 1 ULTRA MODULE, WHITE | 92 |
| UT9172 | WALL HOUSING FOR 2 ULTRA MODULES | 35-92 |
| UT9172B | SURFACE-MOUNTED HOUSING, 2 ULTRA MODULES, BLACK | 92 |
| UT9172W | SURFACE-MNT WALL HOUSING - 2 ULTRA MODULES, WHITE | 92 |
| UT9173 | WALL HOUSING FOR 3 ULTRA MODULES | 92 |
| UT9173B | SURFACE-MOUNTED HOUSING, 3 ULTRA MODULES, BLACK | 92 |
| UT9173W | SURFACE-MNT WALL HOUSING - 3 ULTRA MODULES, WHITE | 92 |
| UT9174 | WALL HOUSING FOR 4 ULTRA MODULES | 92 |
| UT9174B | SURFACE-MOUNTED HOUSING, 4 ULTRA MODULES, BLACK | 92 |
| UT9174H | WALL HOUSING 2X2 ULTRA MODULES | 92 |
| UT9174W | SURFACE-MNT WALL HOUSING - 4 ULTRA MODULES, WHITE | 92 |
| UT9176 | WALL HOUSING FOR 6 ULTRA MODULES | 92 |
| UT9178 | WALL HOUSING FOR 8 ULTRA MODULES | 92 |
| UT9179 | WALL HOUSING FOR 9 ULTRA MODULES | 92 |
| UT9181 | FLUSH-MOUNT RAIN SHIELD FOR 1 ULTRA MODULE | 92 |
| UT9181B | RAIN SHIELD, FLUSH-MNT. FRAME, 1 ULTRA MOD., BLACK | 92 |
| UT9181W | FLUSH-MOUNTED RAIN SHIELD - 1 ULTRA MODULE, WHITE | 92 |



| | | |
|-----------------------|--|-----|
| UT9182 | FLUSH-MOUNT RAIN SHIELD FOR 2 ULTRA MODULES | 92 |
| UT9182B | RAIN SHIELD, FLUSH-MNT. FRAME, 2 ULTRA MOD., BLACK | 92 |
| UT9182W | FLUSH-MOUNTED RAIN SHIELD - 2 ULTRA MODULES, WHITE | 92 |
| UT9183 | FLUSH-MOUNT RAIN SHIELD FOR 3 ULTRA MODULES | 92 |
| UT9183B | RAIN SHIELD, FLUSH-MNT. FRAME, 3 ULTRA MOD., BLACK | 92 |
| UT9183W | FLUSH-MOUNTED RAIN SHIELD - 3 ULTRA MODULES, WHITE | 92 |
| UT9184 | FLUSH-MOUNT RAIN SHIELD FOR 4 ULTRA MODULES | 92 |
| UT9184B | RAIN SHIELD, FLUSH-MNT. FRAME, 4 ULTRA MOD., BLACK | 92 |
| UT9184H | RAIN SHIELD FOR FLUSH HOUSING, 2X2 ULTRA MODULES | 92 |
| UT9184W | FLUSH-MOUNTED RAIN SHIELD - 4 ULTRA MODULES, WHITE | 92 |
| UT9186 | FLUSH-MOUNT RAIN SHIELD FOR 6 ULTRA MODULES | 92 |
| UT9188 | FLUSH-MOUNT RAIN SHIELD FOR 8 ULTRA MODULES | 92 |
| UT9189 | FLUSH-MOUNT RAIN SHIELD FOR 9 ULTRA MODULES | 92 |
| UT9191 | SURFACE-MOUNT RAIN SHIELD FOR 1 ULTRA MODULE | 92 |
| UT9191B | RAIN SHIELD, SURF.-MNT. FRAME, 1 ULTRA MOD., BLACK | 92 |
| UT9191W | SURFACE-MNT RAIN SHIELD - 1 ULTRA MODULE, WHITE | 92 |
| UT9192 | SURFACE-MOUNT RAIN SHIELD FOR 2 ULTRA MODULE | 92 |
| UT9192B | RAIN SHIELD, SURF.-MNT. FRAME, 2 ULTRA MOD., BLACK | 92 |
| UT9192W | SURFACE-MNT RAIN SHIELD - 2 ULTRA MODULES, WHITE | 92 |
| UT9193 | SURFACE-MOUNT RAIN SHIELD FOR 3 ULTRA MODULE | 92 |
| UT9193B | RAIN SHIELD, SURF.-MNT. FRAME, 3 ULTRA MOD., BLACK | 92 |
| UT9193W | SURFACE-MNT RAIN SHIELD - 3 ULTRA MODULES, WHITE | 92 |
| UT9194 | SURFACE-MOUNT RAIN SHIELD FOR 4 ULTRA MODULE | 92 |
| UT9194B | RAIN SHIELD, SURF.-MNT. FRAME, 4 ULTRA MOD., BLACK | 92 |
| UT9194H | RAIN SHIELD FOR WALL-MOUNT.HOUSING, 2X2 ULTRA MOD. | 92 |
| UT9194W | SURFACE-MNT RAIN SHIELD - 4 ULTRA MODULES, WHITE | 92 |
| UT9196 | SURFACE-MOUNT RAIN SHIELD FOR 6 ULTRA MODULES | 92 |
| UT9198 | SURFACE-MOUNT RAIN SHIELD FOR 8 ULTRA MODULES | 92 |
| UT9199 | SURFACE-MOUNT RAIN SHIELD FOR 9 ULTRA MODULES | 92 |
| UT9200 | ULTRA CALL BUTTON MODULE | 97 |
| UT9211 | SINGLE ULTRA BUTTON | 99 |
| UT9211FM | SINGLE FULL METAL ULTRA BUTTON | 99 |
| UT9211FM/BE | FULL METAL SINGLE BUTTON, ULTRA BELL | 100 |
| UT9211FM/CO | ULTRA FULL METAL SINGLE BUTTON - CONCIERGE | 100 |
| UT9211FM/LM | SINGLE FULL METAL ULTRA LIGHT-ME BUTTON | 99 |
| UT9211FM/Q | ULTRA FULL METAL SINGLE BUTTON - QR CODE | 100 |
| UT9211FM/S | ULTRA FULL METAL SINGLE BUTTON - SECURITY | 100 |
| UT9211M | SINGLE METAL ULTRA BUTTON | 99 |
| UT9211MB | ULTRA SINGLE METAL BUTTON, BLACK | 99 |
| UT9211MW | METAL SINGLE ULTRA BUTTON, WHITE | 99 |
| UT9212 | DOUBLE ULTRA BUTTON | 99 |
| UT9212FM | DOUBLE FULL METAL ULTRA BUTTON | 99 |
| UT9212FM/10PAB | DOUBLE FULL METAL ULTRA BUTTON FLOOR 10A-B | 101 |
| UT9212FM/10PCD | DOUBLE FULL METAL ULTRA BUTTON FLOOR 10C-D | 101 |
| UT9212FM/1112 | DOUBLE FULL METAL ULTRA BUTTON 11-12 | 101 |
| UT9212FM/11PAB | DOUBLE FULL METAL ULTRA BUTTON FLOOR 11A-B | 101 |
| UT9212FM/11PCD | DOUBLE FULL METAL ULTRA BUTTON FLOOR 11C-D | 101 |
| UT9212FM/12 | DOUBLE FULL METAL ULTRA BUTTON 1-2 | 101 |
| UT9212FM/12PAB | DOUBLE FULL METAL ULTRA BUTTON FLOOR 12A-B | 101 |
| UT9212FM/12PCD | DOUBLE FULL METAL ULTRA BUTTON FLOOR 12C-D | 101 |
| UT9212FM/1314 | DOUBLE FULL METAL ULTRA BUTTON 13-14 | 101 |

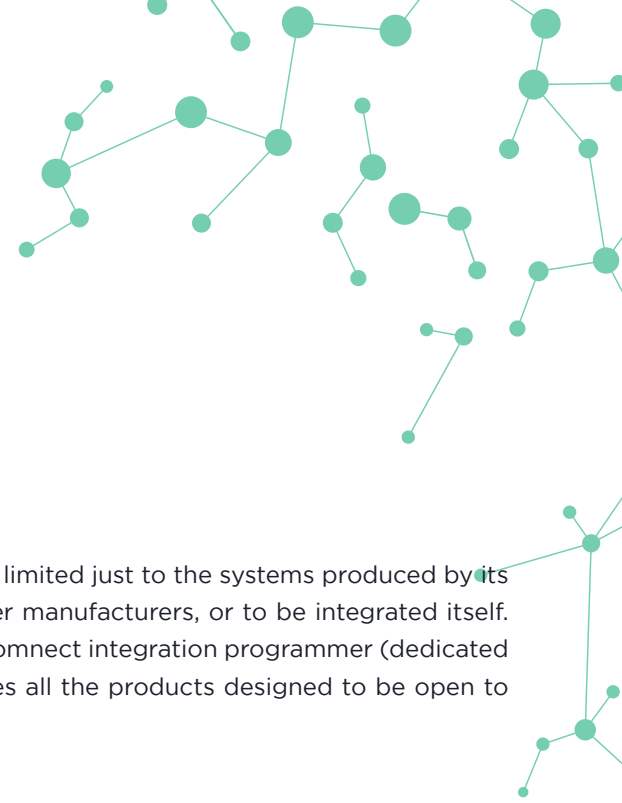


DOOR-ENTRY MONITORS INDEX - 6 OF 6

| | | |
|----------------------|--|-----|
| UT9212FM/1718 | DOUBLE FULL METAL ULTRA BUTTON 17-18 | 101 |
| UT9212FM/1920 | DOUBLE FULL METAL ULTRA BUTTON 19-20 | 101 |
| UT9212FM/1PAB | DOUBLE FULL METAL ULTRA BUTTON FLOOR 1 A-B | 101 |
| UT9212FM/1PCD | DOUBLE FULL METAL ULTRA BUTTON FLOOR 1 C-D | 101 |
| UT9212FM/2122 | DOUBLE FULL METAL ULTRA BUTTON 21-22 | 101 |
| UT9212FM/2324 | DOUBLE FULL METAL ULTRA BUTTON 23-24 | 101 |
| UT9212FM/2526 | DOUBLE FULL METAL ULTRA BUTTON 25-26 | 101 |
| UT9212FM/2728 | DOUBLE FULL METAL ULTRA BUTTON 27-28 | 101 |
| UT9212FM/2930 | DOUBLE FULL METAL ULTRA BUTTON 29-30 | 101 |
| UT9212FM/2PAB | DOUBLE FULL METAL ULTRA BUTTON FLOOR 2 A-B | 101 |
| UT9212FM/2PCD | DOUBLE FULL METAL ULTRA BUTTON FLOOR 2 C-D | 101 |
| UT9212FM/3132 | DOUBLE FULL METAL ULTRA BUTTON 31-32 | 101 |
| UT9212FM/34 | DOUBLE FULL METAL ULTRA BUTTON 3-4 | 101 |
| UT9212FM/3PAB | DOUBLE FULL METAL ULTRA BUTTON FLOOR 3 A-B | 101 |
| UT9212FM/3PCD | DOUBLE FULL METAL ULTRA BUTTON FLOOR 3 C-D | 101 |
| UT9212FM/4PAB | DOUBLE FULL METAL ULTRA BUTTON FLOOR 4 A-B | 101 |
| UT9212FM/4PCD | DOUBLE FULL METAL ULTRA BUTTON FLOOR 4 C-D | 101 |
| UT9212FM/56 | DOUBLE FULL METAL ULTRA BUTTON 5-6 | 101 |
| UT9212FM/5PAB | DOUBLE FULL METAL ULTRA BUTTON FLOOR 5 A-B | 101 |
| UT9212FM/5PCD | DOUBLE FULL METAL ULTRA BUTTON FLOOR 5 C-D | 101 |
| UT9212FM/6PAB | DOUBLE FULL METAL ULTRA BUTTON FLOOR 6 A-B | 101 |
| UT9212FM/6PCD | DOUBLE FULL METAL ULTRA BUTTON FLOOR 6 C-D | 101 |
| UT9212FM/78 | DOUBLE FULL METAL ULTRA BUTTON 7-8 | 101 |
| UT9212FM/7PAB | DOUBLE FULL METAL ULTRA BUTTON FLOOR 7 A-B | 101 |
| UT9212FM/7PCD | DOUBLE FULL METAL ULTRA BUTTON FLOOR 7 C-D | 101 |
| UT9212FM/8PAB | DOUBLE FULL METAL ULTRA BUTTON FLOOR 8 A-B | 101 |
| UT9212FM/8PCD | DOUBLE FULL METAL ULTRA BUTTON FLOOR 8 C-D | 101 |
| UT9212FM/910 | DOUBLE FULL METAL ULTRA BUTTON 9-10 | 101 |
| UT9212FM/9PAB | DOUBLE FULL METAL ULTRA BUTTON FLOOR 9 A-B | 101 |
| UT9212FM/9PCD | DOUBLE FULL METAL ULTRA BUTTON FLOOR 9 C-D | 101 |
| UT9212FM/GQ | DOUBLE FULL METAL GUARDHOUSE BUTTON, ULTRA QR CODE | 100 |
| UT9212M | DOUBLE METAL ULTRA BUTTON | 99 |
| UT9212MB | ULTRA DUAL METAL BUTTON, BLACK | 99 |
| UT9212MW | METAL DOUBLE ULTRA BUTTON, WHITE | 99 |
| UT9221 | PLASTIC ULTRA CAP | 99 |
| UT9221M | FULL METAL ULTRA CAP | 99 |
| UT9221MB | ULTRA FULL METAL CAP, BLACK | 99 |
| UT9221MW | FULL METAL ULTRA CAP, WHITE | 99 |
| UT9230M | FULL METAL ULTRA BLANK MODULE | 98 |
| UT9230MB | ULTRA FULL METAL BLANK MODULE, BLACK | 98 |
| UT9230MW | FULL METAL BLANK ULTRA MODULE, WHITE | 98 |
| UT9240 | ULTRA INFORMATION MODULE | 98 |
| UT9240B | ULTRA INFORMATION MODULE, BLACK | 98 |
| UT9240M | METAL ULTRA INFORMATION MODULE | 98 |
| UT9240MB | ULTRA METAL INFORMATION MODULE, BLACK | 98 |
| UT9240MW | METAL ULTRA INFO MODULE, WHITE | 98 |
| UT9240W | ULTRA INFORMATION MODULE, WHITE | 98 |
| UT9260M | ULTRA DIGITAL DIRECTORY MODULE WITH DISPLAY | 97 |
| UT9270 | TOUCH-SCREEN MODULE, ULTRA | 150 |
| UT9279M | ULTRA NUMERICAL KEYPAD MODULE | 97 |
| UT9279MB | ULTRA NUMBER KEYPAD MODULE, BLACK | 97 |



| | | |
|--------------------|--|---------------|
| UT9279MW | ULTRA NUMBER KEYPAD MODULE, WHITE | 97 |
| UT9290M | ULTRA ACCESS CONTROL READER MODULE | 98-150 |
| UT9290MB | ULTRA ACCESS CONTROL READER MODULE, BLACK | 98 |
| UT9290MW | ULTRA ACCESS CONTROL READER MODULE, WHITE | 98 |
| UT9304M | MODULE DESIGNED FOR ULTRA SALTO READERS | 98 |
| UT9305M | ULTRA EMPTY MODULE TO HOUSE 3RD PARTY READERS | 99 |
| UT9310M | ULTRA MAGNETIC INDUCTION MODULE | 97 |
| UT9331 | ADAPTER FOR 3RD PARTY PLATES. 1 ULTRA MODULE | 91 |
| UT9331P | INSTALLATION KIT FOR PLASTERBOARD. 1 ULTRA MODULE | 102 |
| UT9332 | ADAPTER FOR 3RD PARTY PLATES. 2 ULTRA MODULES | 91 |
| UT9332P | INSTALLATION KIT FOR PLASTERBOARD. 2 ULTRA MODULES | 102 |
| UT9333 | ADAPTER FOR 3RD PARTY PLATES. 3 ULTRA MODULES | 91 |
| UT9333G | INSTALLATION KIT FOR GLASS. 3 ULTRA MODULES | 102 |
| UT9333P | INSTALLATION KIT FOR PLASTERBOARD. 3 ULTRA MODULES | 102 |
| UT9334P | INSTALLATION KIT FOR PLASTERBOARD. 4 ULTRA MODULES | 102 |
| VISTOCAM | ADDITIONAL INTERNAL CAMERA FOR KITVISTO | 29-132 |
| VISTOCAM/E | OUTDOOR CAMERA FOR VISTO SYSTEM | 29-132 |
| VISTOCAM360 | 3D VIEW INDOOR SMART CAMERA. VISTO SYSTEM | 29-132 |
| VISTOKIT/U | WI-FI VISTO KIT WITH POWER SUPPLY AND BELL, USA | 28 |
| VS8111 | VISTO WI-FI EXTERNAL UNIT. VIP SYSTEM | 36-132 |



THE REVOLUTION.

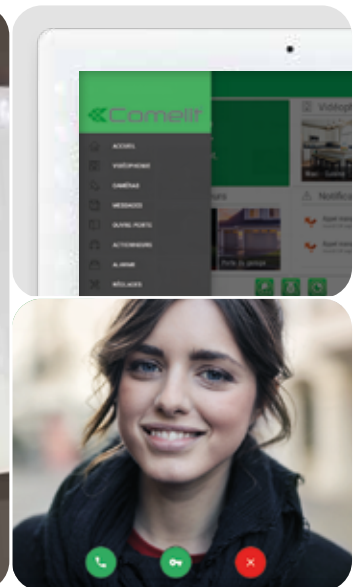
A product can no longer be sufficient to itself and its integration cannot be limited just to the systems produced by its own manufacturer. A product must be able to integrate systems from other manufacturers, or to be integrated itself. On this evolutionary path, Comelit has decided to invest in and create the Connect integration programmer (dedicated to Comelit systems), with the aim of creating a single solution that includes all the products designed to be open to integration

WHAT IT OFFERS

THE POSSIBILITY TO MANAGE DOOR ENTRY SYSTEMS FROM THIRD PARTY PLATFORMS VIA CLOUD2CLOUD COMMUNICATION, ADD INTEGRATION MECHANISMS (API, SDK) AND OF SECURITY.

THE POSSIBILITY FOR DEVELOPERS OF APPLICATIONS FOR SMARTPHONES OR TABLETS TO EASILY INTEGRATE IN THEIR APPS DOOR ENTRY CONTROL FUNCTIONS COMPATIBLE WITH COMELIT SYSTEMS.

THE POSSIBILITY TO INSTALL AN APP FOR SMARTPHONE OR TABLET DIRECTLY ON THE DOOR ENTRY MONITOR WITH ANDROID PLATFORM.



INTEGRATION, COMELIT STYLE

CLOUD2CLOUD INTEGRATION FOR THIRD PARTIES

The development of integration at Cloud level allows software platforms from other companies to manage Comelit systems, through direct communication with the Cloud. This enables our systems to open up to any company interested in integrating the management of certain Comelit products into its own platform or system.

1456G. A VIP INTERFACE FOR THIRD PARTY TERMINALS.

Gateway for sending video entry phone calls on the IP system to SIP directly connected to the 1456G or through physical switchboards or services offered by SIP Providers.

COMELIT APP THAT CAN BE INTEGRATED INTO THIRD-PARTY APPS

Comelit, through the Comelit Intercom Module, we offer app developers of any of the systems in the apartment, to integrate door entry system functions in their app.

MAXI ANDROID WITH THIRD-PARTY APPS

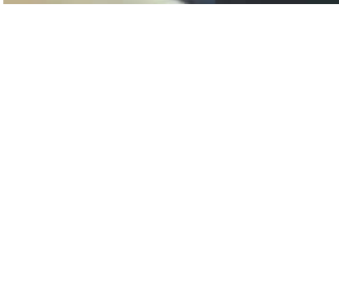

The Maxi with Android door entry monitor is compatible with the Comelit IP video entry system (ViP), with 7" touchscreen, based on the Android operating system where, with the same flexibility as a tablet, it is possible to load third-party apps.

This means the user is offered a device which is no longer just a door entry monitor, but a controller for the home and service manager.





PROFESSIONAL TRAINING.



COMELIT TRAINING SCHOOL

Comelit Training School is the initiative dedicated to training and refresher courses created by the company, aimed at the constant development of the professional culture within the electrical installation sector.



WHAT DOES IT OFFER?

Training at the Comelit Training School includes courses, seminars and other activities that combine theoretical content with the practical application thereof, with the following aims:

- Specializing in areas of home automation, video entry systems, anti-intrusion and video monitoring for extending knowledge of Comelit systems and their applications, and enabling autonomous handling of the design and installation phases.
- Providing information about the latest system solutions for optimizing energy saving and adding value to property and buildings.
- Developing sales communication skills for effective handling of customer relations.

WHO IS IT AIMED AT?

Installers, architects, specifiers and electronics professionals.

HOW ARE THE COURSES RUN?

Basic courses largely revolve around theoretical notions and the introduction of Comelit products/systems. Advanced courses, on the other hand, focus on the practical application of installation/programming methods and exercises for identifying/resolving faults. Advanced courses, for most of their duration, also offer enjoyable occasions for social involvement and relaxation outside course hours.



CONTACT US.

VISIT OUR WEBSITE AND
FIND THE CONTACTS OF
ALL BRANCHES



*Scan the
QR code*



COMELIT®

2021 S. Myrtle Avenue Monrovia,
CA91016 - USA

info@comelitusa.com
www.comelitusa.com



The brands and trade names cited in this publication are the property of their respective owners.
Product dimensions derived from the images are purely indicative.