

EAGLE-200-DC

SWING GATE OPERATOR

EAGLE COMMERCIAL

Gate Capacity Up to 20' & 1200 lbs

Built in Battery Back-up

		
FIRE	EARTHQUAKE	LIGHTNING

Over 180 Cycles



**SOLAR
READY**

**BEST
IN
CLASS**
WARRANTY



EAGLE-200-DC

Standard Features

- Solar Ready (Full Operation without AC Power)
- Global Inputs and Built-in Open/Close Delay
- On-board 3-Button Station
- Lightning & Surge Protection
- One Pass (No Tailgate)
- Motor Brake
- 24 VDC Output with Relay for MAG Lock
- 24 VDC Auxiliary Power Output
- Dry Contact Relay (NO/NC) for Accessories
- Stop-Reverse
- Auto-Close Timer (1-60 sec.)

Gate Capacity & Operation

- Eagle-200-DC
Maximum Gate: 800 lbs & 20 ft.
- Eagle-200-DC-HD
Maximum Gate: 1200 lbs & 20 ft.
- 18 seconds (approx.) to open (0° - 90°)
- Rated Continuous Duty

Power Failure Operation

- Selectable Power Fail Open, Close or Continuous Operation
- Minimum 180 Cycles on Battery Backup
- Auto Power-Save Mode
- Quick-Release Lever (Manual Operation)

Mechanical

- Drive Chain: #50 Nickel Plated
- Gear Reducer: Size 70 & 40
- Cover: All Weather/UV Resistant (HDPE) with Locking Stainless Steel Access Panel
- Chassis: 3/16" Zinc Plated to Resist Corrosion
- Swing Arm with No-Pinch Design
- Auxiliary 120VAC Outlet (AC Power Source Only)

Hardware

- No-Weld Swing Arm Assembly
- Audio Alarm
- Pre-Wired Receiver Terminal

Weight & Dimensions

- 29 1/4" (h) x 18 3/4" (w) x 22 1/2" (d)
- Shipping Weight:
Eagle-200-DC 230 lbs
Eagle-200-DC-HD 245 lbs

Power

- Battery: Two 12V DC, 9 Ah
- 1/2 HP Instant Reversing 24 VDC Motor
- 3/4 HP Instant Reversing 24 VDC Motor
- Power Input: 120/220 VAC or 24V Solar

Operating Classification

- Class I, II, III & IV

Warranty

- 5-Year Warranty
- Extended Warranty Available

Optional

- Solar Panel
- No-Weld Swing Arm Assembly for Uphill Installation

Specifications Subject to Change


Model Number	Description	Gate Capacity
EAGLE-200-DC	1/2 HP 24 VDC Commercial Swing Gate Operator	20' & 800 lbs
EAGLE-200-DC-HD	3/4 HP 24 VDC Commercial Swing Gate Operator	20' & 1200 lbs




State of the art firmware manages power consumption so that smaller solar panels can be used.

In most cases, solar panel size can be reduce 50%.

Built-in voltage regulator & battery charger provide "plug 'n play" solar panel connection.




Eagle Diamond DC Control Board



Rugged Durable Design

- 120 VAC, 220 VAC or 24 VDC (Solar)
- Heavy Duty Transmissions
- Powerful Motor (1/2 HP & 3/4 HP)



Solar Panels with Mounting Bracket & Lead Wire

- 10 Watt (24 V); 16 3/4" x 17"
- 20 Watt (24V); 21 3/4" x 25"

**Battery Back-up
Over 180 Cycles
Without Power**

Eagle-200-DC Gate Operators for Swing Gates up to 20 ft. and 1200 lbs

Get heavy duty power and reliability. Enjoy worry-free operation even during complete power failure. The Eagle-200-DC is solar ready and comes standard with built-in batteries for full operation during complete power failure.

The Eagle-200-DC is efficient, with Auto Power-Save Mode to conserve energy and provide maximum cycles during battery-only operation. Great for applications where the power source is far from the gate or when you want to keep your gate operational 24/7 regardless of power supply.

All Eagle Operators are built to last, backed by the Best-in-Class Warranty and equipped with the Diamond-DC Control Board; the most feature-packed control board for easy set-up and simple operation.

MADE IN THE USA

EAGLE ACCESS CONTROL SYSTEMS, INC.

TOLL FREE (800) 708-8848

WWW.EAGLEOPERATORS.COM EMAIL: INFO@EAGLEOPERATORS.COM

AVAILABLE AT:

