



L-Series Door Template Index

Functions	Rose Trim		Escutcheon Trim		HSLR Trim	
	Wood	Metal	Wood	Metal	Wood	Metal
L/LV/LM/LMV 9000 Series Lock Case Dimensions	L1					
L400 Series Lock Case Dimensions	L2					
LM9200 Lock Case Dimensions	L3					
L9000 Series HSLR Lock Case Dimensions	—				L4	
L9010, L9110	L892	L893	L898	L899	L965	L966
LM9310		L893		L899	—	—
L9025	L808	L809	L810	L811	—	—
L9026	L812	L813	L814	L815	—	—
L/LV9040, L/LV9044, L/LV9440, L/LV9444	L894	L895	L900	L901	L965	L966
L0170	L739	L781	L741	L782	—	—
L0172	L743	L744	L745	L746	—	—
L9175	L851	L806	L859	L855	—	—
LM9325		L806		L855	—	—
L9176	L852	L807	L860	L856	—	—
L/LV/LM/LMV9050, L/LV/LM/LMV9056, L/LV9453, L/LV9456, L9473, L/LV9480, L/LV9485	L896	L897	L826	L827	L965	L966
LM/LMV9350, LM/LMV9356		L897		L827	—	—
L/LV9060, L/LV/LM/LMV9071, L/LV9077, L/LV9082 EL/EU, L/LV9457, L/LV9458, L9466, L/LV9482	L816	L817	L828	L829	L965	L966
LM/LMV9371		L817		L829	—	—
L/LV9070, L/LV9076, L/LV9080, L/LV9080 EL/EU, L9465	L905	L906	L907	L908	L965	L966
LM/LMV9370, LM/LMV9380		L906		L908	—	—
L/LV9486, L/LV9496	L820	L821	L832	L833	—	—
L9460, L9462, L9463, L9464 (Deadbolt only)	L902	L903			—	—
L9412			L911	L912	—	—
L460, L462, L463, L464, L480, L496 (Deadbolt, small chassis)	L909	L910			—	—
Mounting active trim, one side, L283-150 (use with appropriate lock function template)	L904		—	—	—	—
L9090, L9091	L918	L916	L917	L915	—	—
L9092, L9093	L922	L920	L921	L919	L965	L966
L9094, L9095, L9494, L9495	L926	L924	L925	L923	L965	L966
L9492, L9493	L961	L962	L963	L964	L965	L966
LM9210, LM9210F, LM9210M	L928	L944	L927	L943	—	—
LM9225, LM9225F, LM9225M	L930	L946			—	—
LM9250, LM9250F, LM9250M, LM9256, LM9256F, LM9256M	L932	L948	L931	L947	—	—
LM9270, LM9270F, LM9270M, LM9280, LM9280F, LM9280M	L934	L950	L933	L949	—	—
LM9271, LM9271F, LM9271M	L936	L952	L935	L951	—	—
LM9290 EL/EU, LM9290F EL/EU, LM9290M EL/EU, LM9291 EL/EU, LM9291F EL/EU, LM9291M EL/EU	L938	L954	L937	L953	—	—
LM9292 EL/EU, LM9292F EL/EU, LM9292M EL/EU, LM9293 EL/EU, LM9293F EL/EU, LM9293M EL/EU	L940	L956	L939	L955	—	—
LM9294 EL/EU, LM9294F EL/EU, LM9294M EL/EU, LM9295 EL/EU, LM9295F EL/EU, LM9295M EL/EU	L942	L958	L941	L957	—	—
LM9200 LBL (less bottom latch)	L959	L960	L959	L960	—	—



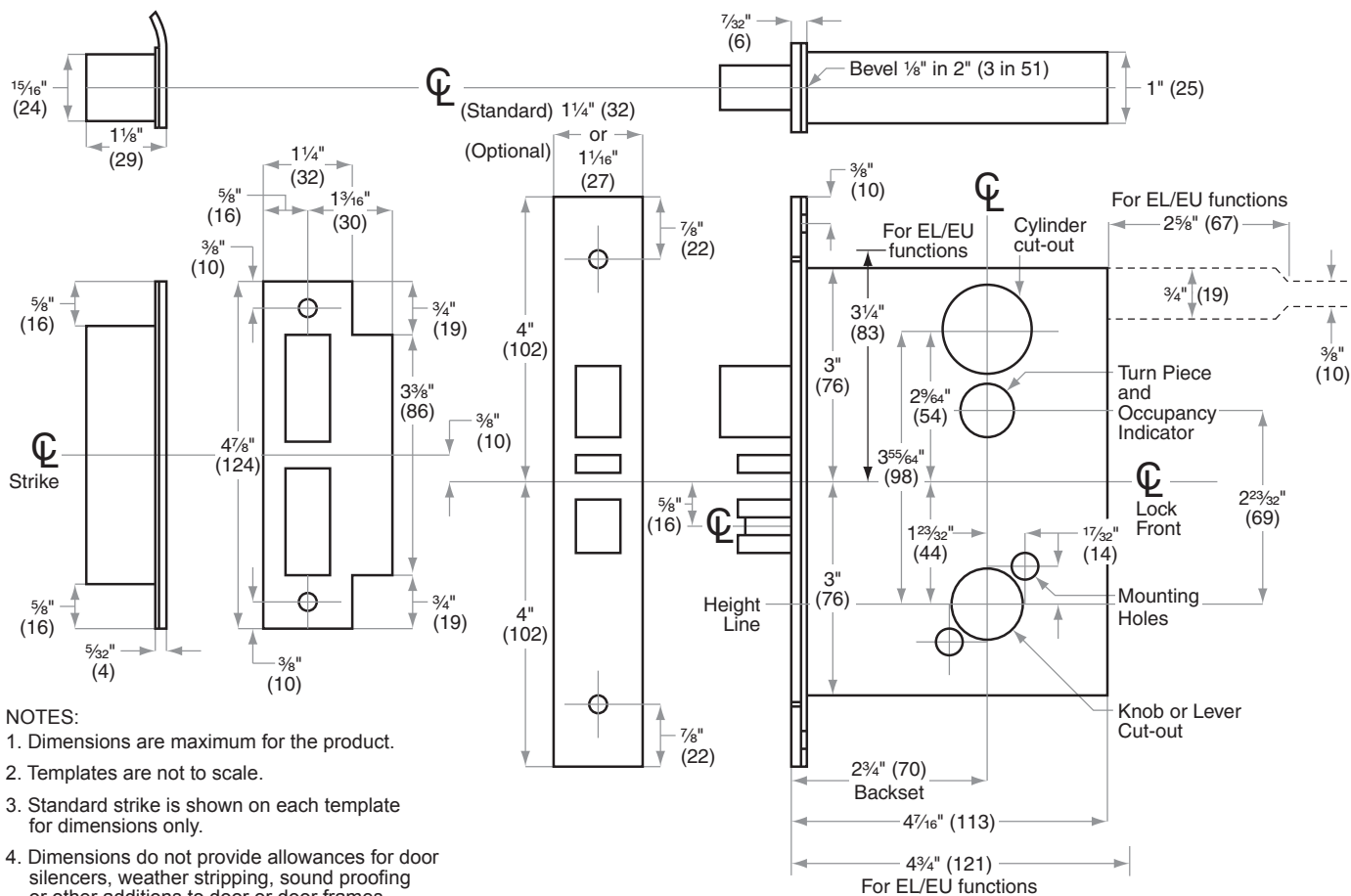
L/LV/LM/LMV9000-Series

Lock Case Dimensions



ALLEGION™

Case Size:	4 ⁷ / ₁₆ " x 6 ¹ / ₁₆ " x 1" (113 mm x 154 mm x 25 mm)	Knob or Lever to Cylinder:	3 ⁵⁵ / ₆₄ " (98 mm)
Backset:	2 ³ / ₄ " (70 mm)	Knob or Lever to Turn Piece:	2 ²³ / ₃₂ " (69 mm)
Door Range:	1 ³ / ₈ " – 2 ¹ / ₂ " (35 mm – 64 mm)	Height Line to Center of Deadbolt:	3 ¹ / ₃₂ " (77 mm)
Lock Front:	1 ¹ / ₄ " x 8" x ⁷ / ₃₂ " (32 mm x 203 mm x 6 mm) Standard		
	1 ¹ / ₁₆ " x 8" x ⁷ / ₃₂ " (27 mm x 203 mm x 6 mm) Optional		



NOTES:

1. Dimensions are maximum for the product.
2. Templates are not to scale.
3. Standard strike is shown on each template for dimensions only.
4. Dimensions do not provide allowances for door silencers, weather stripping, sound proofing or other additions to door or door frames.

ANSI Standards: L9000-Series locks meet all requirements for installations in doors and frames prepared in accordance with ANSI specifications A156.13, 2012.

Metal Doors: Suitable reinforcement is required to support lock case in center of door and to prevent door from compressing when trim is tightened. (See ANSI A115.1)

Thick Doors: Locks for non-standard door thickness may require special instructions.

Lead Lining: When L9000-Series or L400-Series locks are ordered with lead lining, add ¹/₈" (3) to the width of the mortise cut-out on the lock case cover side of installation.

Electrified Locks: Provisions must be made to route low voltage wire to the lock. Power transfer unit and low voltage wiring are not furnished.

Dimensions shown in parentheses () are in millimeters.

DRAWING IS NOT TO SCALE!

Customer service: 877-671-7011

We can help you find the correct guide for your product and application!

Door preparation template



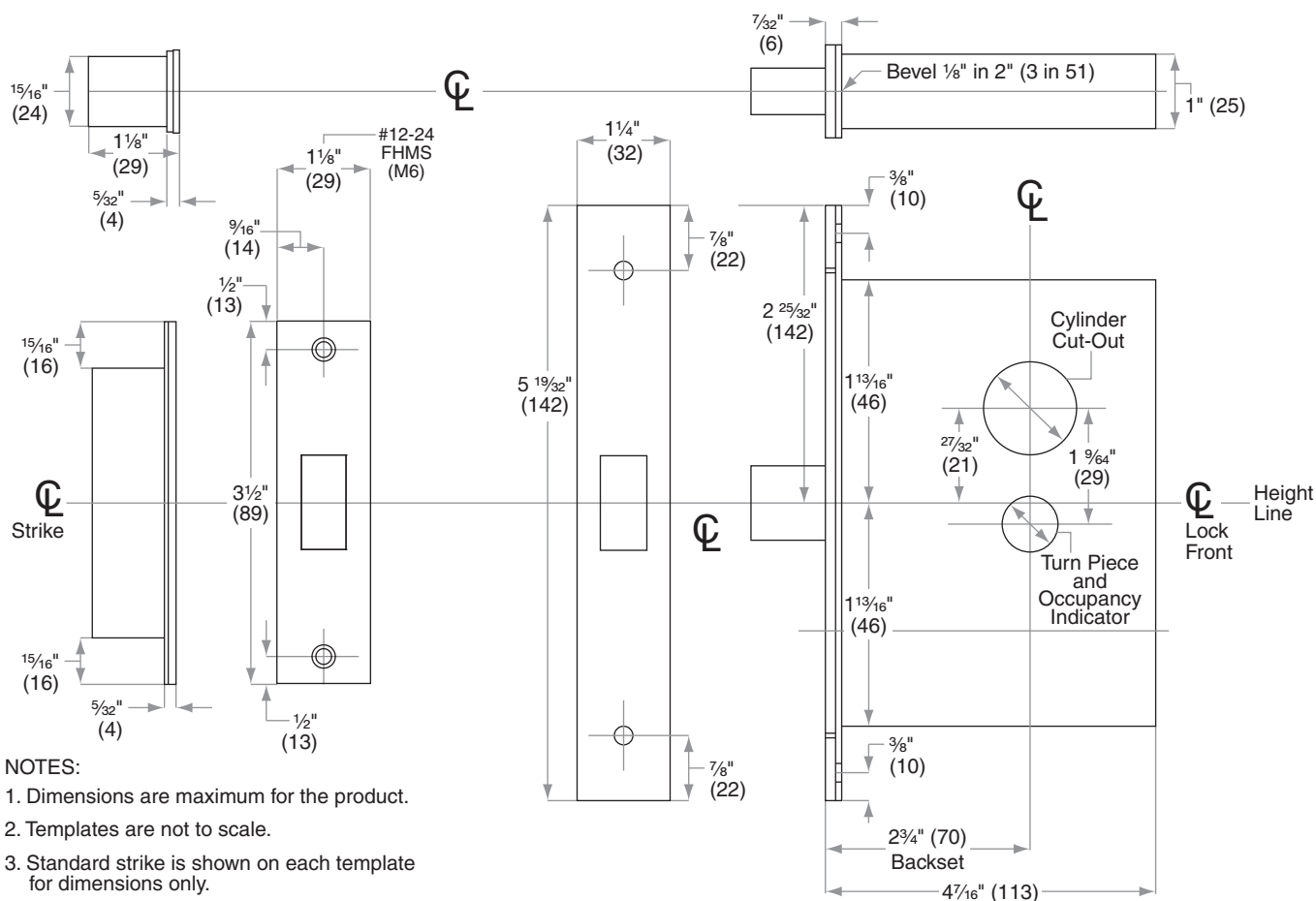


L400-Series

Lock Case Dimensions



Case Size:	4 ⁷ / ₁₆ " x 3 ⁵ / ₈ " x 1" (113 mm x 92 mm x 25 mm)	Knob or Lever to Turn Piece:	1 ⁹ / ₆₄ " (29 mm)
Backset:	2 ³ / ₄ " (70 mm)	Height Line to Center of Deadbolt:	1 ¹³ / ₁₆ " (46 mm)
Door Range:	1 ³ / ₄ " – 3" (44 mm – 76 mm)		
Lock Front:	1 ¹ / ₄ " x 5 ¹⁹ / ₃₂ " x ⁷ / ₃₂ " (32 mm x 142 mm x 6 mm)		



NOTES:

1. Dimensions are maximum for the product.
2. Templates are not to scale.
3. Standard strike is shown on each template for dimensions only.
4. Dimensions do not provide allowances for door silencers, weather stripping, sound proofing or other additions to door or door frames.

ANSI Standards: L400-Series locks meet all requirements for installations in doors and frames prepared in accordance with ANSI specifications A156.13, 2010.

Metal Doors: Suitable reinforcement is required to support lock case in center of door and to prevent door from compressing when trim is tightened. (See ANSI A115.1)

Thick Doors: Locks for non-standard door thickness may require special instructions.

Lead Lining: When L9000-Series or L400-Series locks are ordered with lead lining, add ¹/₈" (3) to the width of the mortise cut-out on the lock case cover side of installation.

Dimensions shown in parentheses () are in millimeters.

DRAWING IS NOT TO SCALE!
Customer service: 877-671-7011

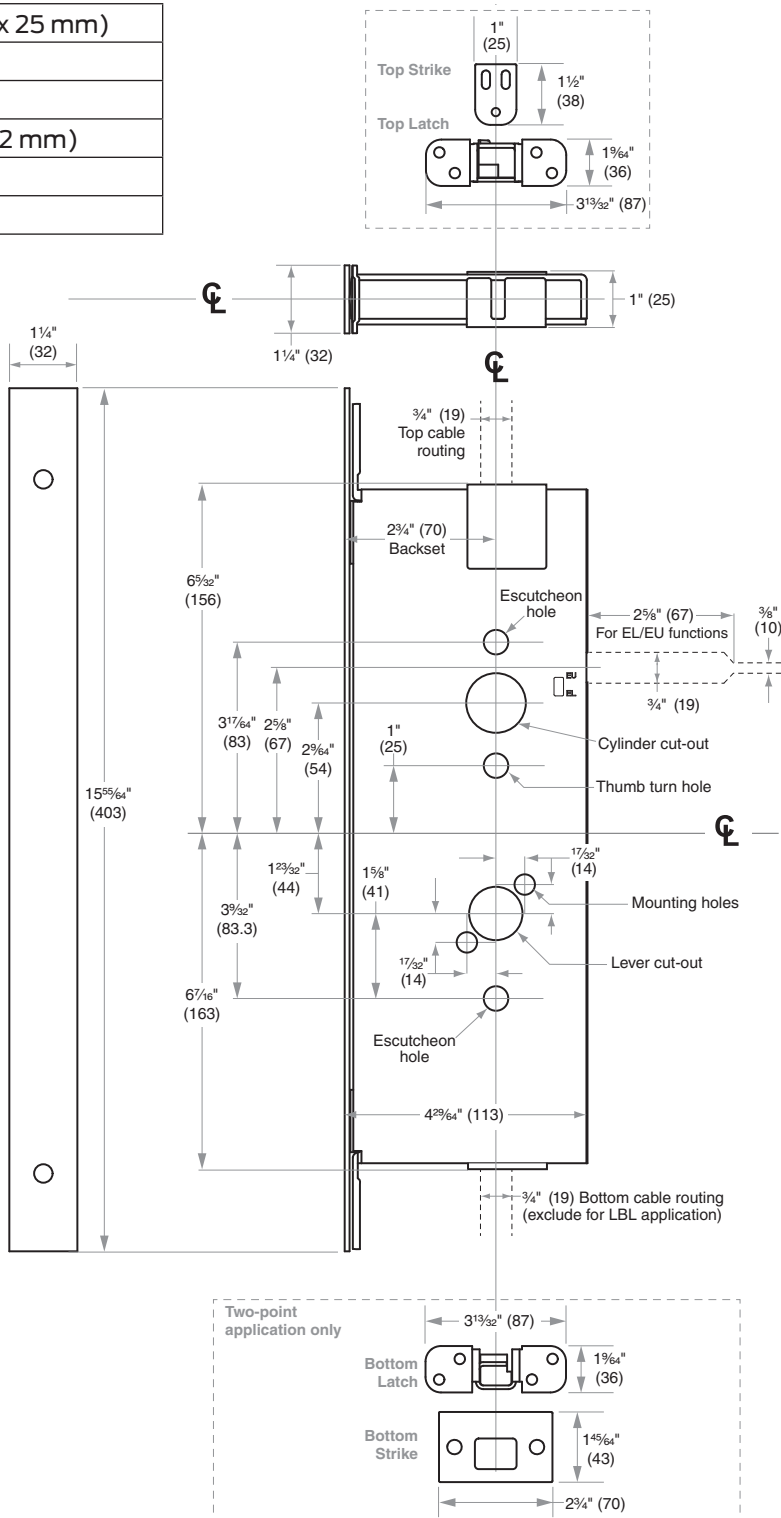
Door preparation template



LM9200-Series

Lock Case Dimensions

Case Size:	4 ²⁹ / ₆₄ " x 12 ¹⁹ / ₃₂ " x 1" (113 mm x 319 mm x 25 mm)
Backset:	2 ³ / ₄ " (70 mm)
Door Range:	1 ³ / ₄ " – 2 ¹ / ₂ " (44 mm – 64 mm)
Lock Front:	1 ¹ / ₄ " x 15 ⁷ / ₈ " x ³ / ₃₂ " (32 mm x 403 mm x 2 mm)
Lever to Cylinder:	3 ⁵⁵ / ₆₄ " (98 mm)
Lever to Turn Piece:	2 ²³ / ₃₂ " (69 mm)



NOTES:

1. Dimensions are maximum for the product.
2. Templates are not to scale.
3. Dimensions do not provide allowances for door silencers, weather stripping, sound proofing or other additions to door or door frames.

ANSI Standards:

LM9200-Series locks meet all requirements for installations in doors and frames prepared in accordance with ANSI specifications A 156.37, 2014.

Electrified Locks:

Provisions must be made to route low voltage wire to the lock. Power transfer unit and low voltage wiring are not furnished.

Dimensions shown in parentheses () are in millimeters.

DRAWING IS NOT TO SCALE!

Customer service: 877-671-7011

We can help you find the correct guide for your product and application!

Door preparation template

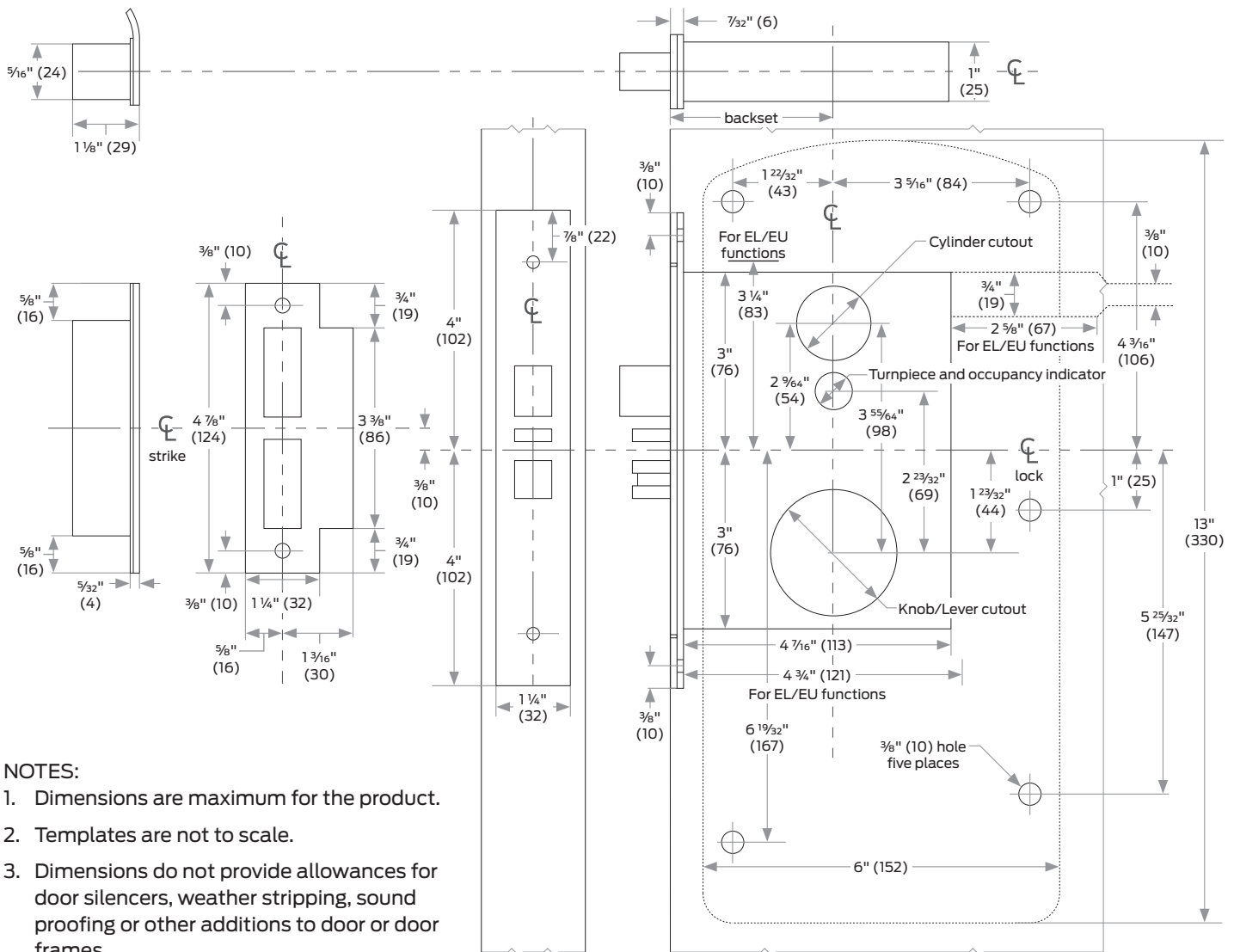




L9000-Series HSLR

Lock Dimensions

Case Size:	Standard: 4 7/16" x 6 1/16" x 1" (113 mm x 154 mm x 25 mm) EL/EU: 4 3/4" x 6 1/16" x 1" (121 mm x 154 mm x 25 mm)
Backset:	2 3/4" (70 mm)
Door Range:	1 3/4" (44 mm)
Lock Front:	1 1/4" x 8" x 3/32" (32 mm x 203 mm x 2 mm)



NOTES:

1. Dimensions are maximum for the product.
2. Templates are not to scale.
3. Dimensions do not provide allowances for door silencers, weather stripping, sound proofing or other additions to door or door frames.

Dimensions shown in parentheses () are in millimeters.

DRAWING IS NOT TO SCALE!
Customer service: 877-671-7011

Door preparation template



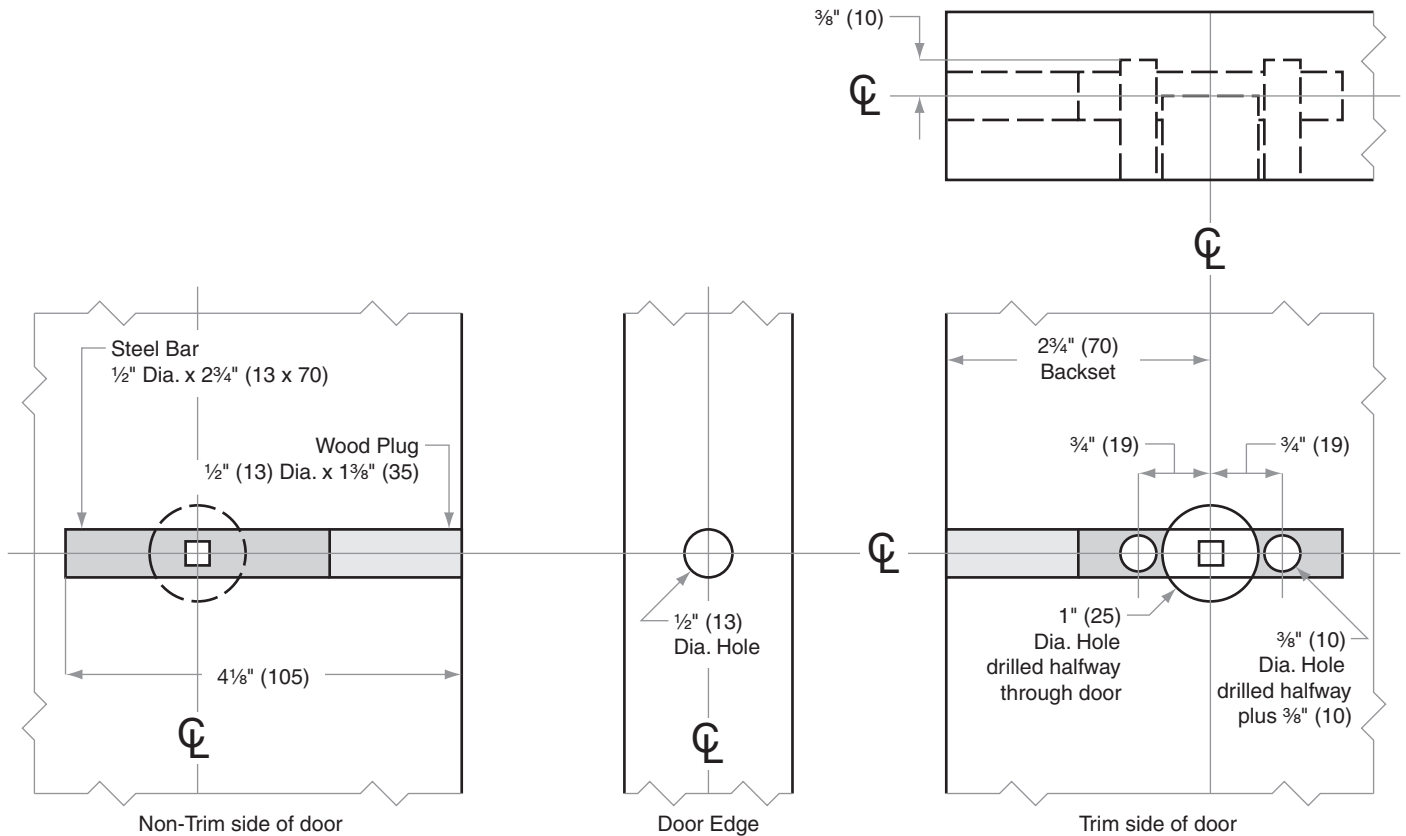
L/LV/LM/LMV-Series

Model L0170



Door Type: Wood or composite, flat
Trim: Rose

Trim is mounted on one side only



Dimensions shown in parentheses () are in millimeters.

© 2019 Allegion
L739 Rev.08/19
us.allegion.com

DRAWING IS NOT TO SCALE!
Customer service: 877-671-7011
We can help you find the correct guide for your product and application!

Door preparation template
L739

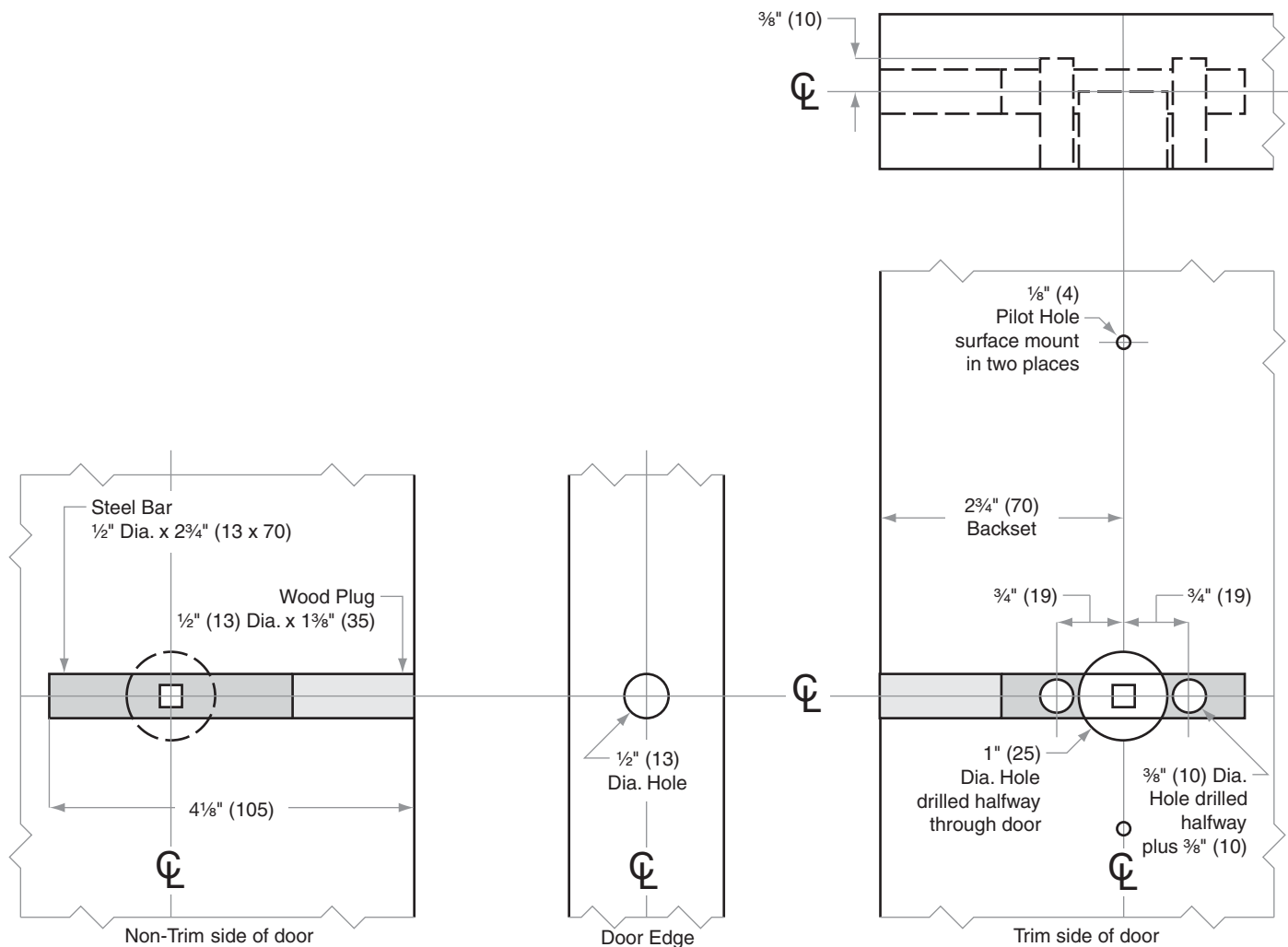


L/LV/LM/LMV-Series

Model L0170

Door Type: Wood or composite, flat
Trim: N Escutcheon
Notes: Not to be used with L Escutcheon

Trim is mounted on one side only



Dimensions shown in parentheses () are in millimeters.

© 2019 Allegion
 L741 Rev.08/19
 us.allegion.com

DRAWING IS NOT TO SCALE!
Customer service: 877-671-7011
We can help you find the correct guide for your product and application!

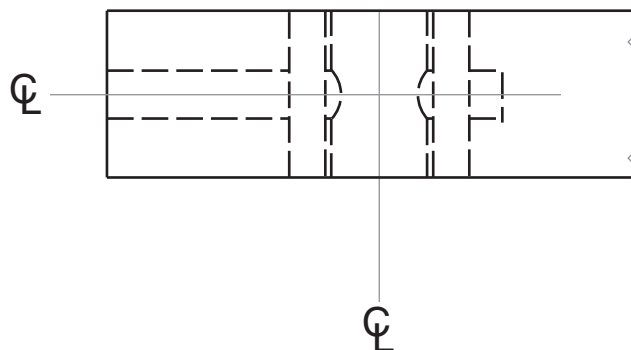
Door preparation template
L741



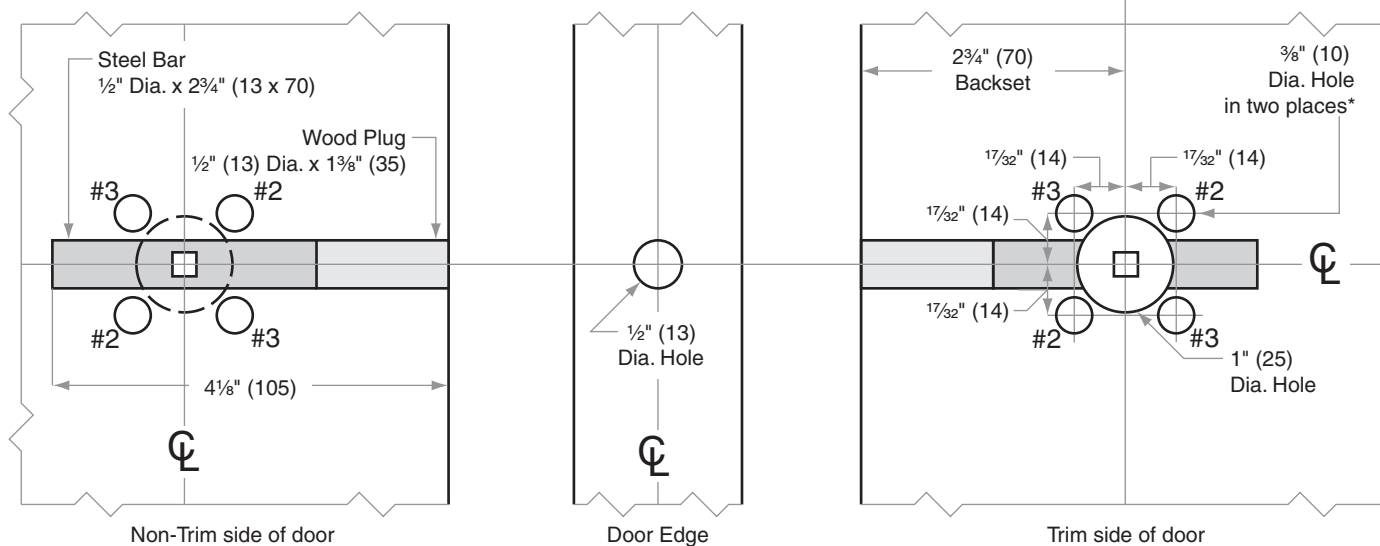
L/LV/LM/LMV-Series

Model L0172

Door Type: Wood or composite, flat
Trim: Rose



Outside Right Hand (RH) / Right Hand Reverse (RHR) shown



***Drill two holes at locations #2 for outside RH/RHR or
Drill two holes at locations #3 for outside LH/LHR**

Dimensions shown in parentheses () are in millimeters.

© 2019 Allegion
L743 Rev.08/19
us.allegion.com

DRAWING IS NOT TO SCALE!
Customer service: 877-671-7011
**We can help you find the correct guide for
your product and application!**

Door preparation template

L743



L/LV/LM/LMV-Series

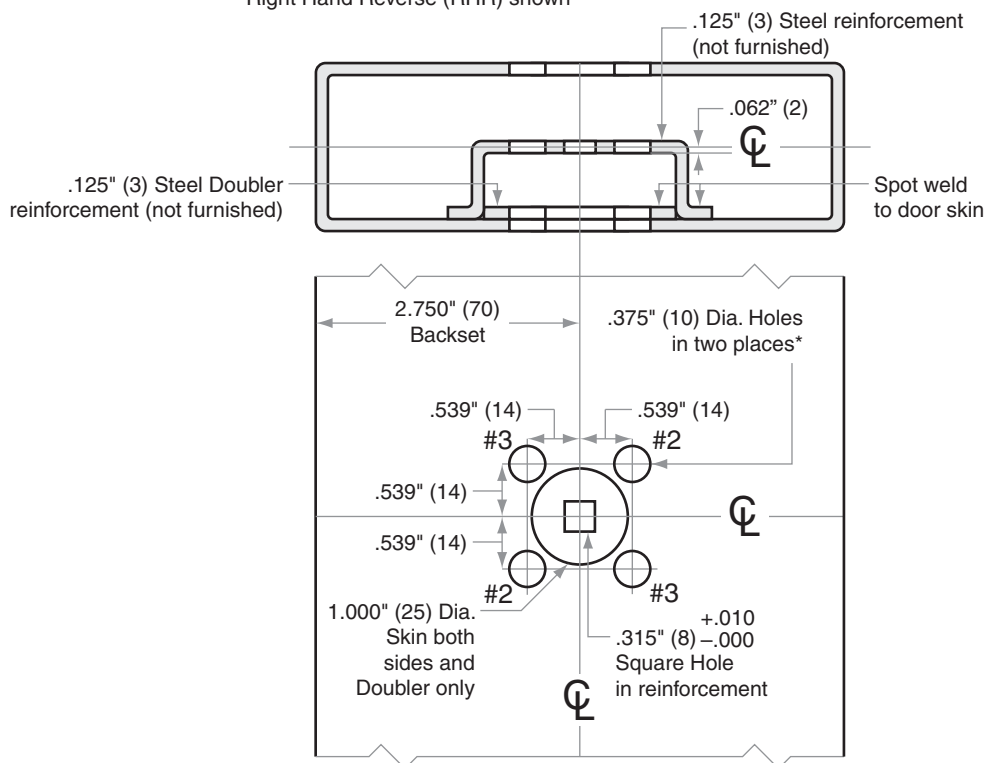
Model L0172



Door Type: Metal, flat or beveled
Trim: Rose

Suitable reinforcement required for metal door installation

Outside Right Hand (RH) /
Right Hand Reverse (RHR) shown



***Drill two holes at locations #2 for outside RH/RHR or
Drill two holes at locations #3 for outside LH/LHR**

Dimensions shown in parentheses () are in millimeters.

© 2019 Allegion
L744 Rev.08/19
us.allegion.com

DRAWING IS NOT TO SCALE!
Customer service: 877-671-7011
**We can help you find the correct guide for
your product and application!**

Door preparation template

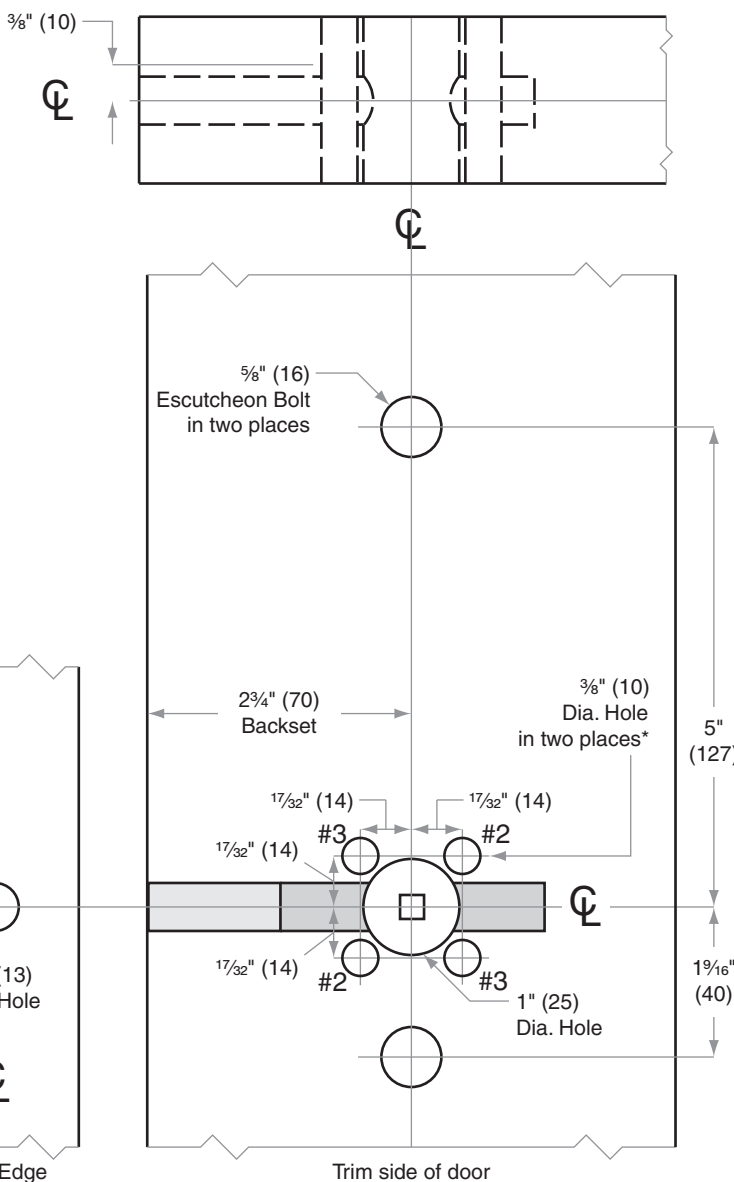
L744



L/LV/LM/LMV-Series

Model L0172

Door Type: Wood or composite, flat
 Trim: Escutcheon



***Drill two holes at locations #2 for outside RH/RHR or
 Drill two holes at locations #3 for outside LH/LHR**

Dimensions shown in parentheses () are in millimeters.

© 2019 Allegion
 L745 Rev.08/19
 us.allegion.com

DRAWING IS NOT TO SCALE!
Customer service: 877-671-7011
**We can help you find the correct guide for
 your product and application!**

Door preparation template

L745

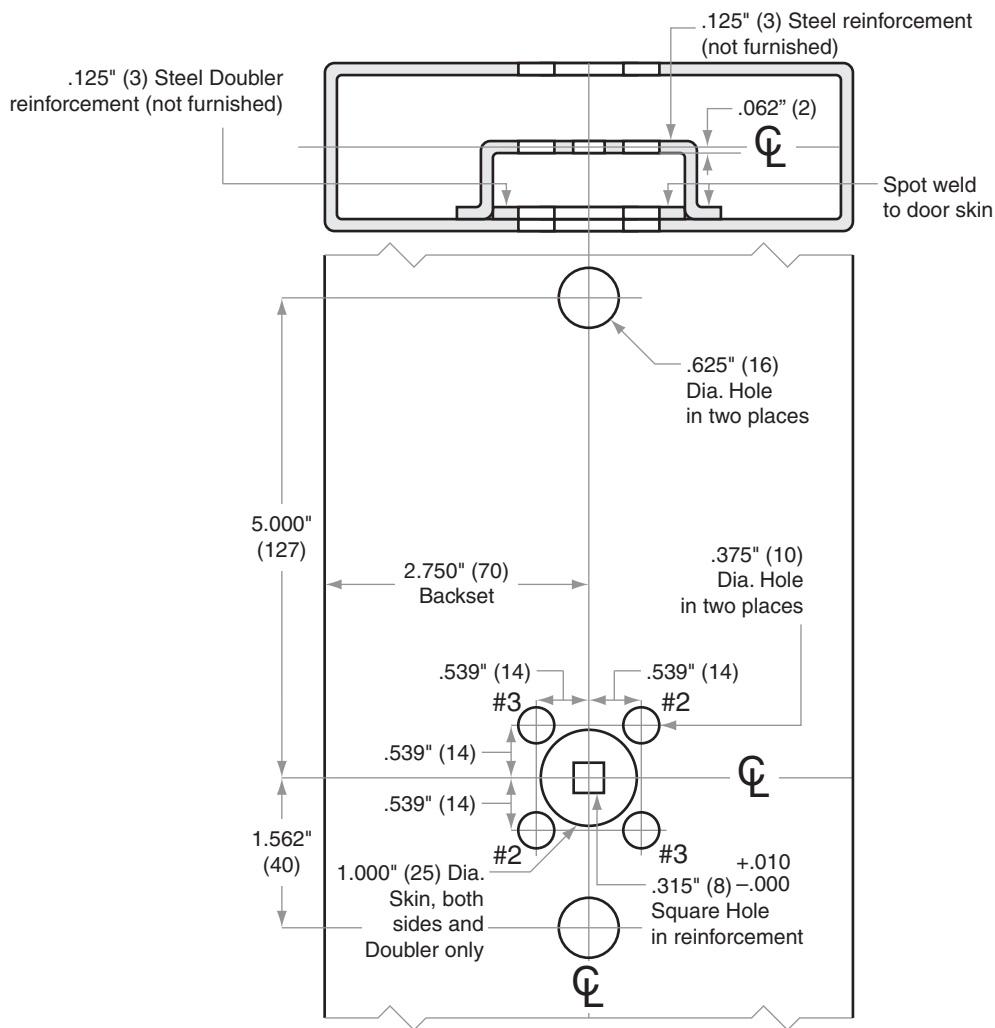


L/LV/LM/LMV-Series

Model L0172

Door Type: Metal, flat or beveled
 Trim: Escutcheon

Suitable reinforcement required for metal door installation



***Drill two holes at locations #2 for outside RH/RHR or
 Drill two holes at locations #3 for outside LH/LHR**

Dimensions shown in parentheses () are in millimeters.

© 2019 Allegion
 L746 Rev.08/19
 us.allegion.com

DRAWING IS NOT TO SCALE!
Customer service: 877-671-7011

**We can help you find the correct guide for
 your product and application!**

Door preparation template

L746

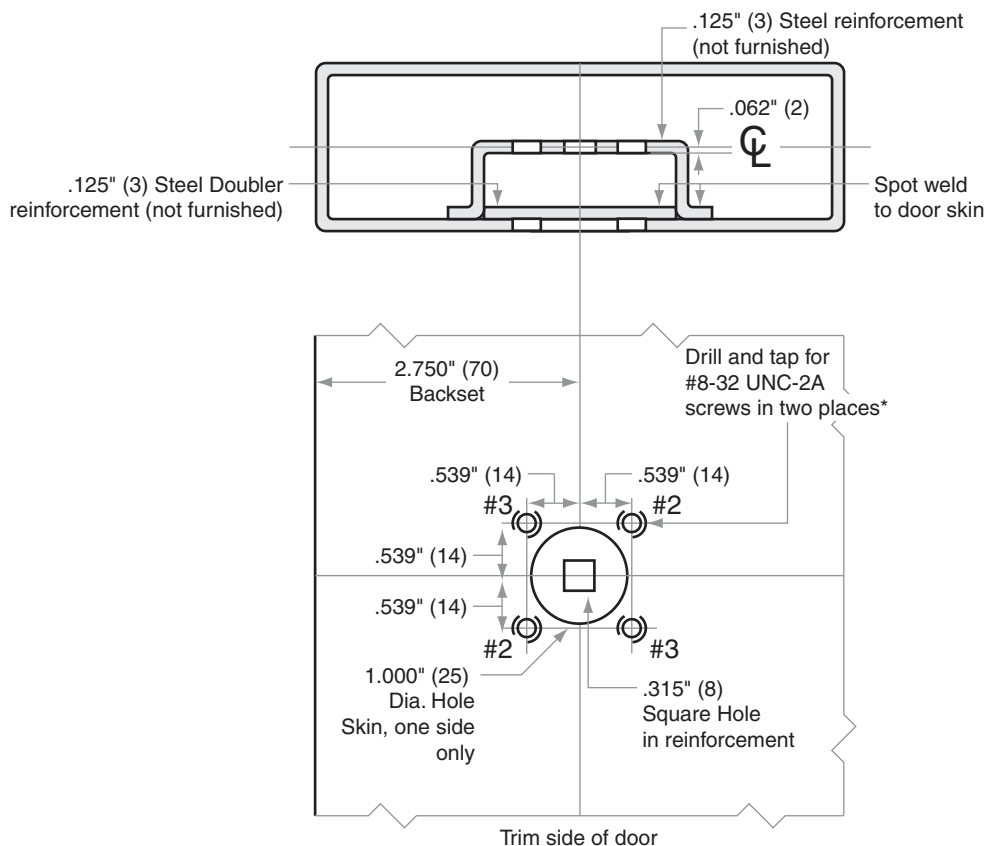


L/LV/LM/LMV-Series Model L0170

Door Type: Metal, flat or beveled
Trim: Rose



Suitable reinforcement required for metal door installation



*** Drill and tap two holes at locations #2 for outside RH/RHR or inside LH/LHR doors or Drill and tap two holes at locations #3 for outside LH/LHR or inside RH/RHR doors**

Dimensions shown in parentheses () are in millimeters.

© 2019 Allegion
L781 Rev.08/19
us.allegion.com

DRAWING IS NOT TO SCALE!
Customer service: 877-671-7011

We can help you find the correct guide for your product and application!

Door preparation template

L781



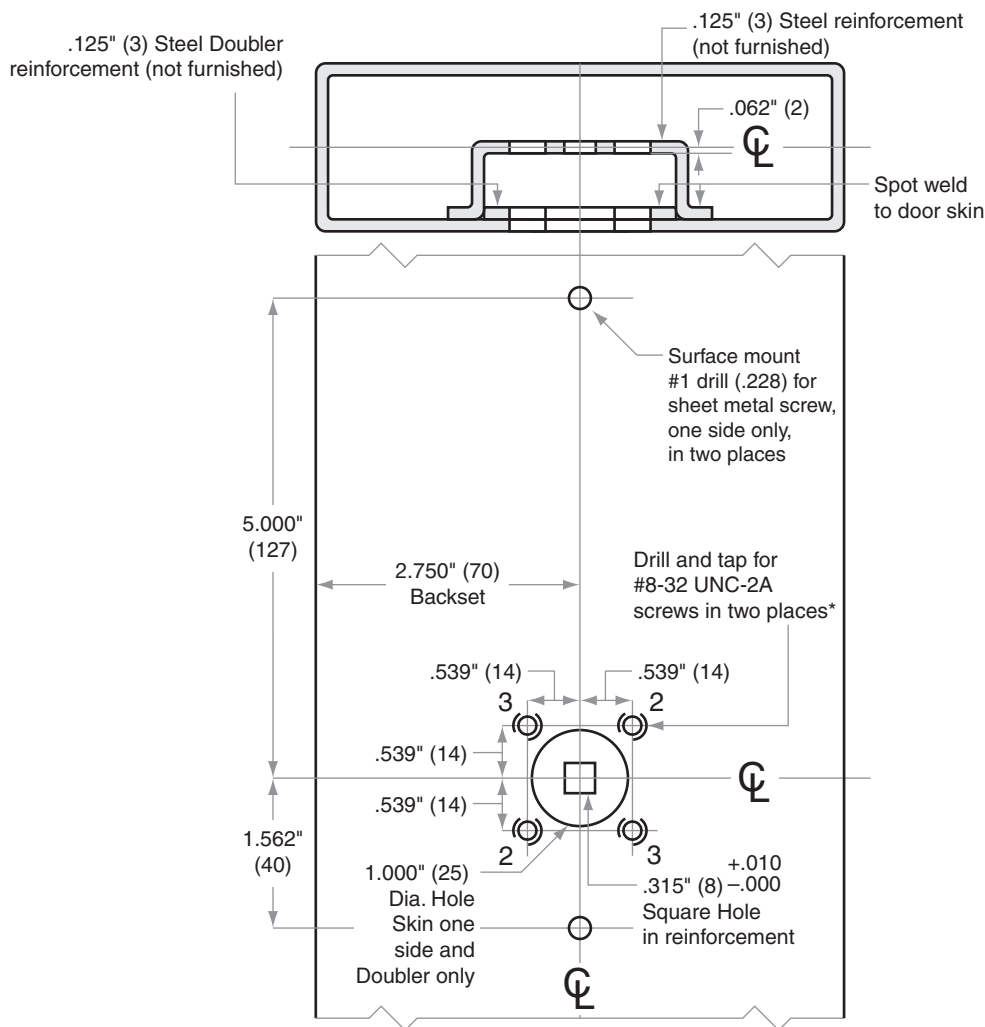
L/LV/LM/LMV-Series

Model L0170

Door Type: Metal, flat or beveled
 Trim: Escutcheon



Suitable reinforcement required for metal door installation



***Drill two holes at locations #2 for outside RH/RHR or
 Drill two holes at locations #3 for outside LH/LHR**

Dimensions shown in parentheses () are in millimeters.

© 2019 Allegion
 L782 Rev.08/19
 us.allegion.com

DRAWING IS NOT TO SCALE!
Customer service: 877-671-7011

**We can help you find the correct guide for
 your product and application!**

Door preparation template

L782



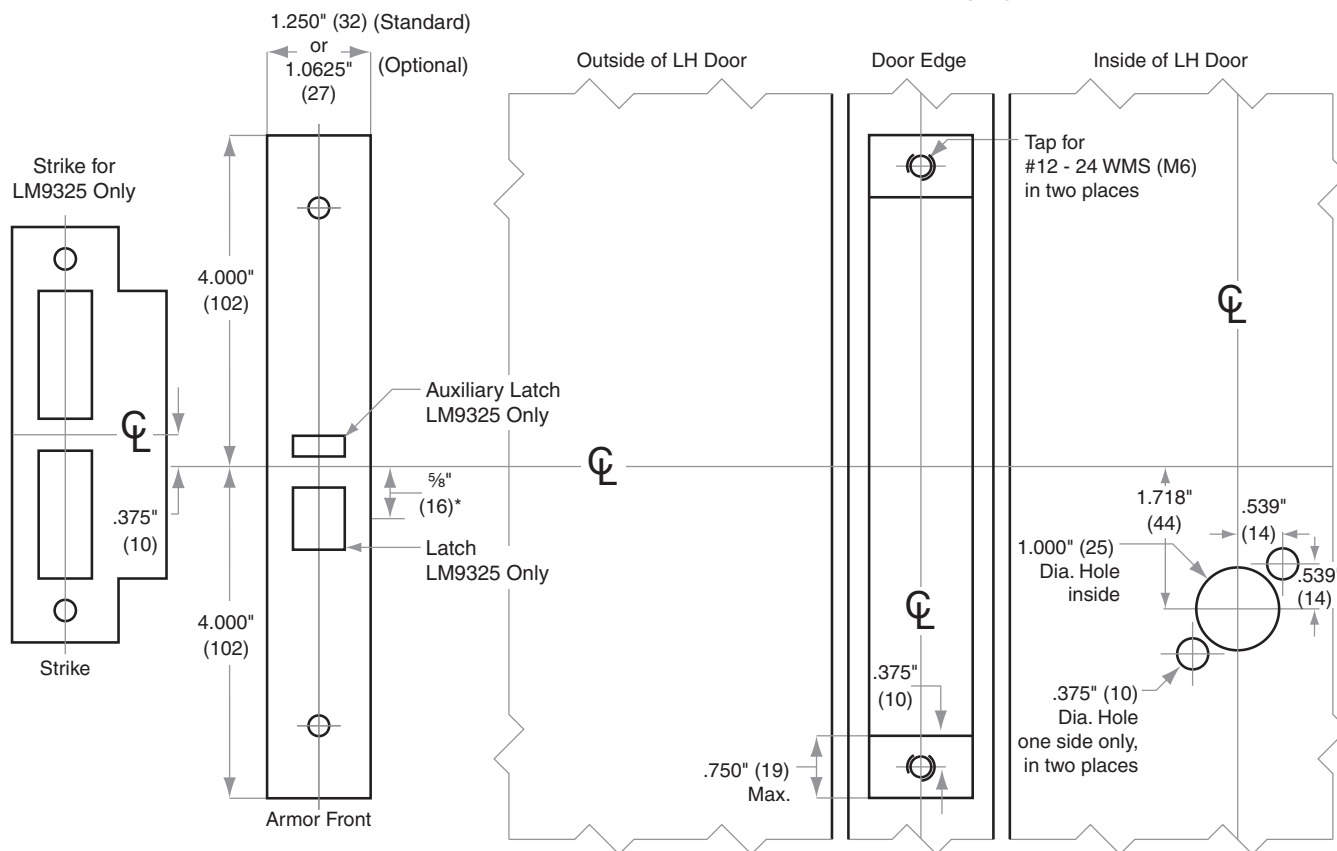
L/LV/LM/LMV-Series

Model L9175, LM9325

Door Type: Metal, flat or beveled
 Trim: Rose

For Case and Strike dimensions, see Template L1

Left Hand (LH) Door Shown



* Centerline of Armor Front to Centerline of Latch dimension

Dimensions shown in parentheses () are in millimeters.

© 2019 Allegion
 L806 Rev.08/19
 us.allegion.com

DRAWING IS NOT TO SCALE!
Customer service: 877-671-7011

We can help you find the correct guide for your product and application!

Door preparation template

L806



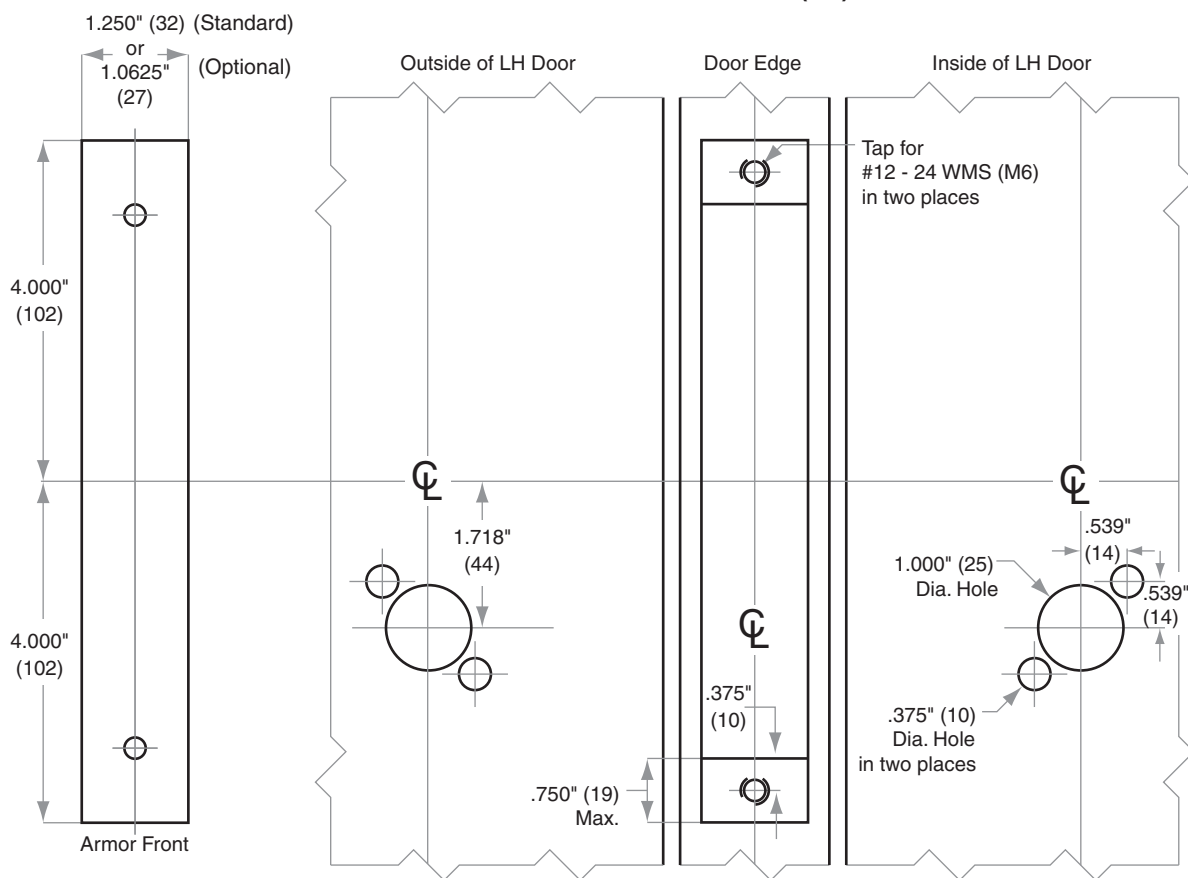
L/LV/LM/LMV-Series

Model L9176

Door Type: Metal, flat or beveled
Trim: Rose

For Case and Strike dimensions, see Template L1

Left Hand (LH) Door Shown



Dimensions shown in parentheses () are in millimeters.

© 2019 Allegion
L807 Rev.08/19
us.allegion.com

DRAWING IS NOT TO SCALE!
Customer service: 877-671-7011
We can help you find the correct guide for your product and application!

Door preparation template

L807



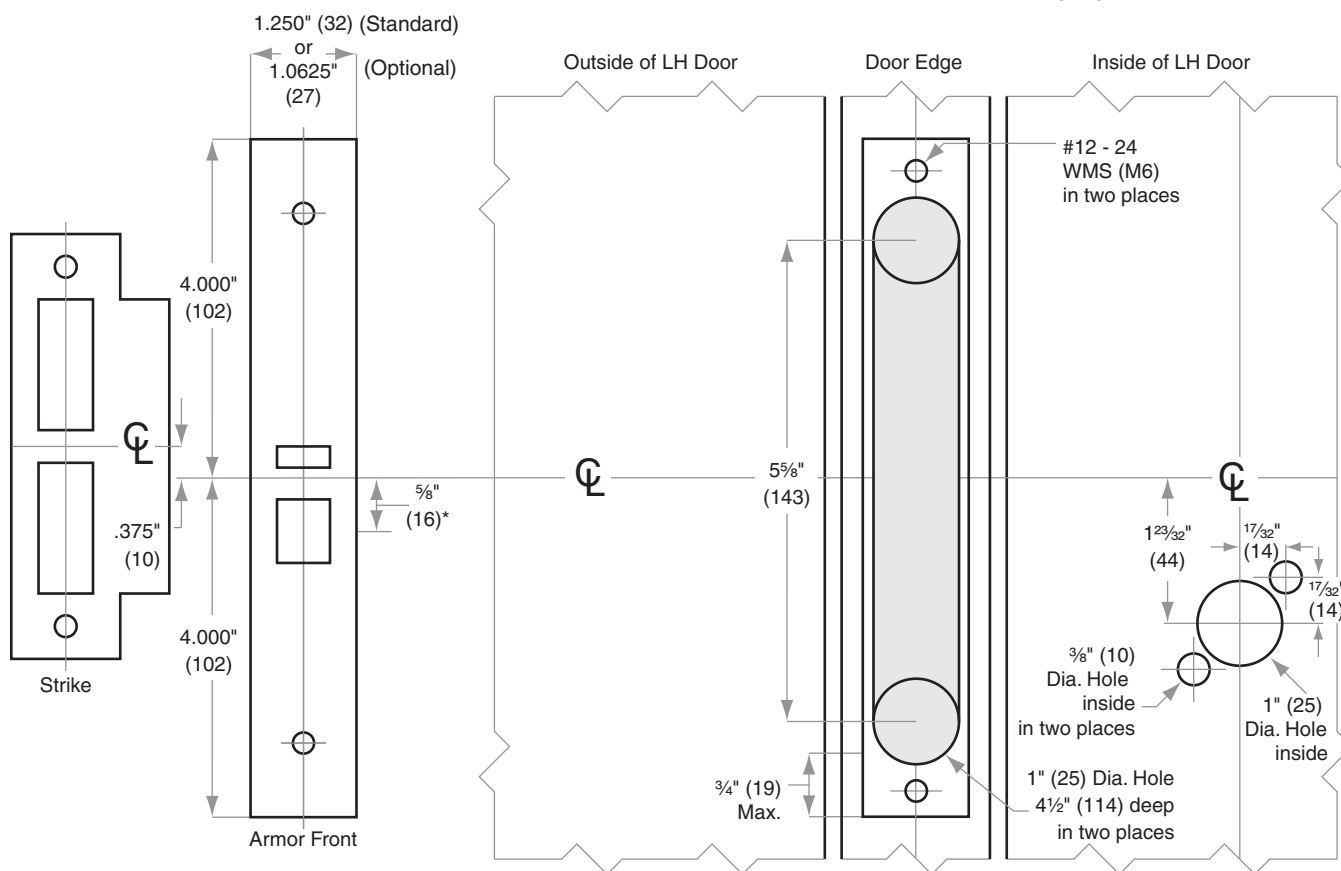
L/LV/LM/LMV-Series

Model L9025

Door Type: Wood or composite, flat
Trim: Rose

For Case dimensions see Template L1

Left Hand (LH) Door Shown



* Centerline of Armor Front to Centerline of Latch dimension

Dimensions shown in parentheses () are in millimeters.

© 2019 Allegion
L808 Rev.08/19
us.allegion.com

DRAWING IS NOT TO SCALE!
Customer service: 877-671-7011

We can help you find the correct guide for your product and application!

Door preparation template

L808



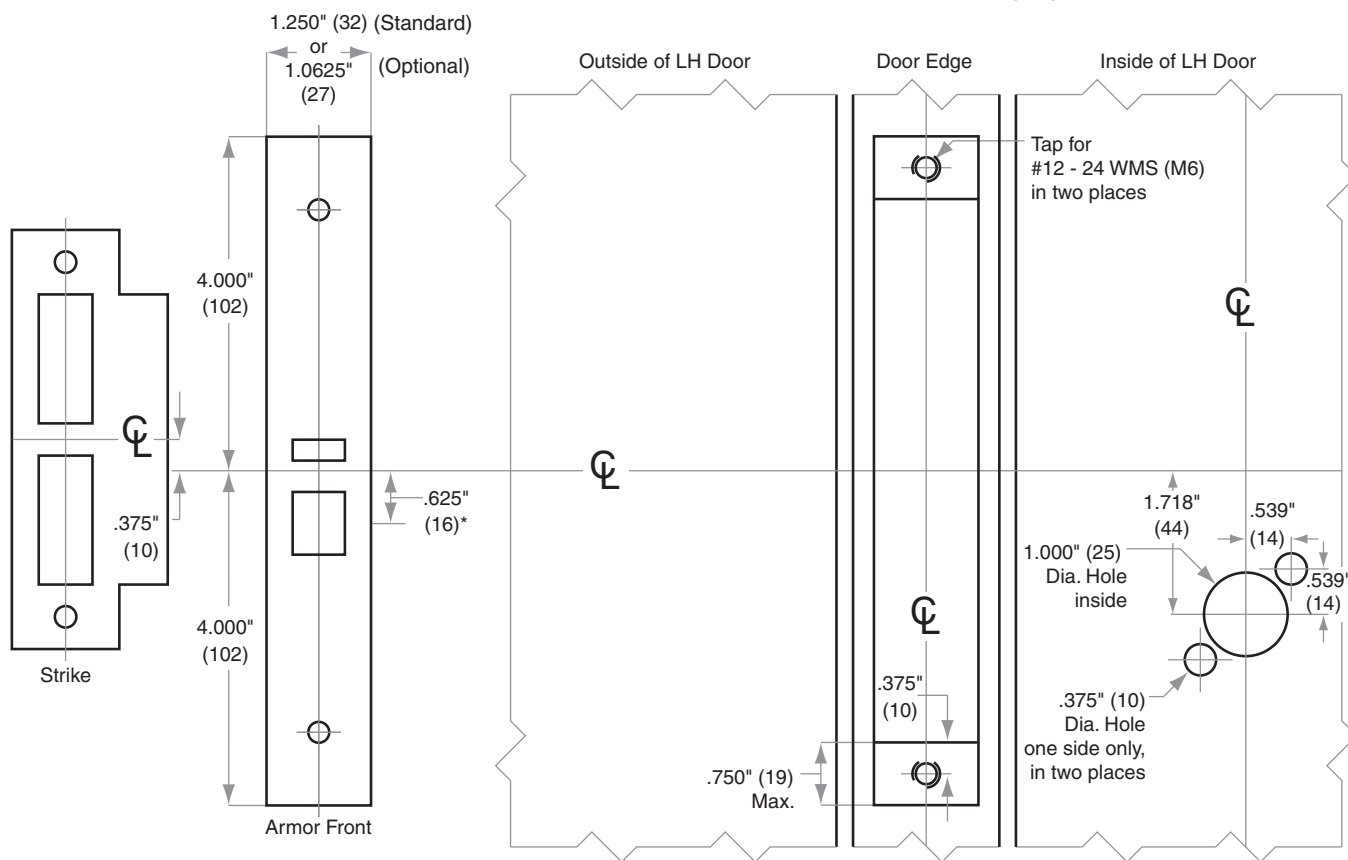
L/LV/LM/LMV-Series

Model L9025

Door Type: Metal, flat or beveled
 Trim: Rose

For Case and Strike dimensions, see Template L1

Left Hand (LH) Door Shown



* Centerline of Armor Front to Centerline of Latch dimension

Dimensions shown in parentheses () are in millimeters.

© 2019 Allegion
 L809 Rev.08/19
 us.allegion.com

DRAWING IS NOT TO SCALE!
 Customer service: 877-671-7011

We can help you find the correct guide for your product and application!

Door preparation template

L809



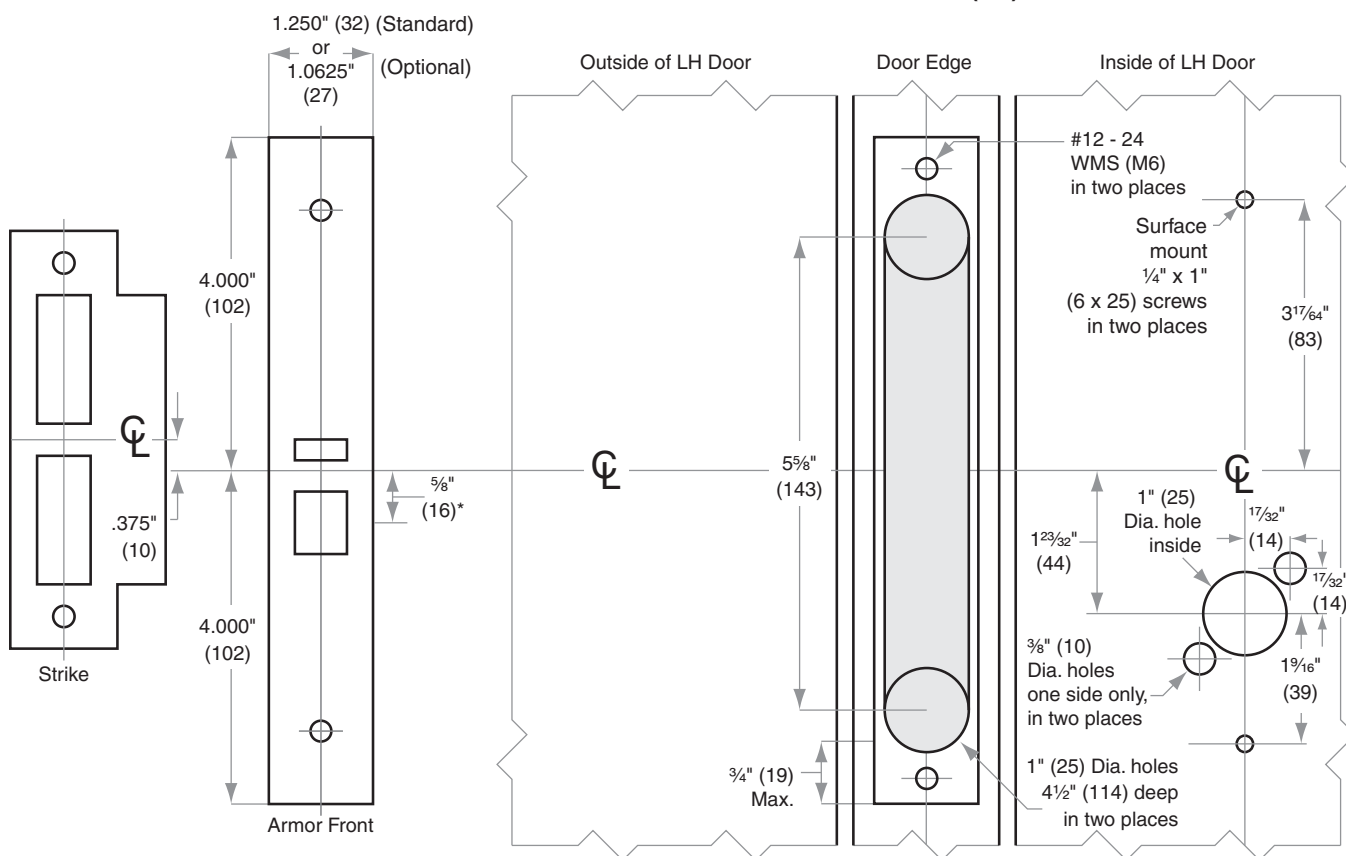
L/LV/LM/LMV-Series

Model L9025

Door Type: Wood or composite, flat
 Trim: Escutcheon

For Case and Strike dimensions, see Template L1

Left Hand (LH) Door Shown



* Centerline of Armor Front to Centerline of Latch dimension

Dimensions shown in parentheses () are in millimeters.

© 2019 Allegion
 L810 Rev.08/19
 us.allegion.com

DRAWING IS NOT TO SCALE!
Customer service: 877-671-7011

We can help you find the correct guide for your product and application!

Door preparation template

L810



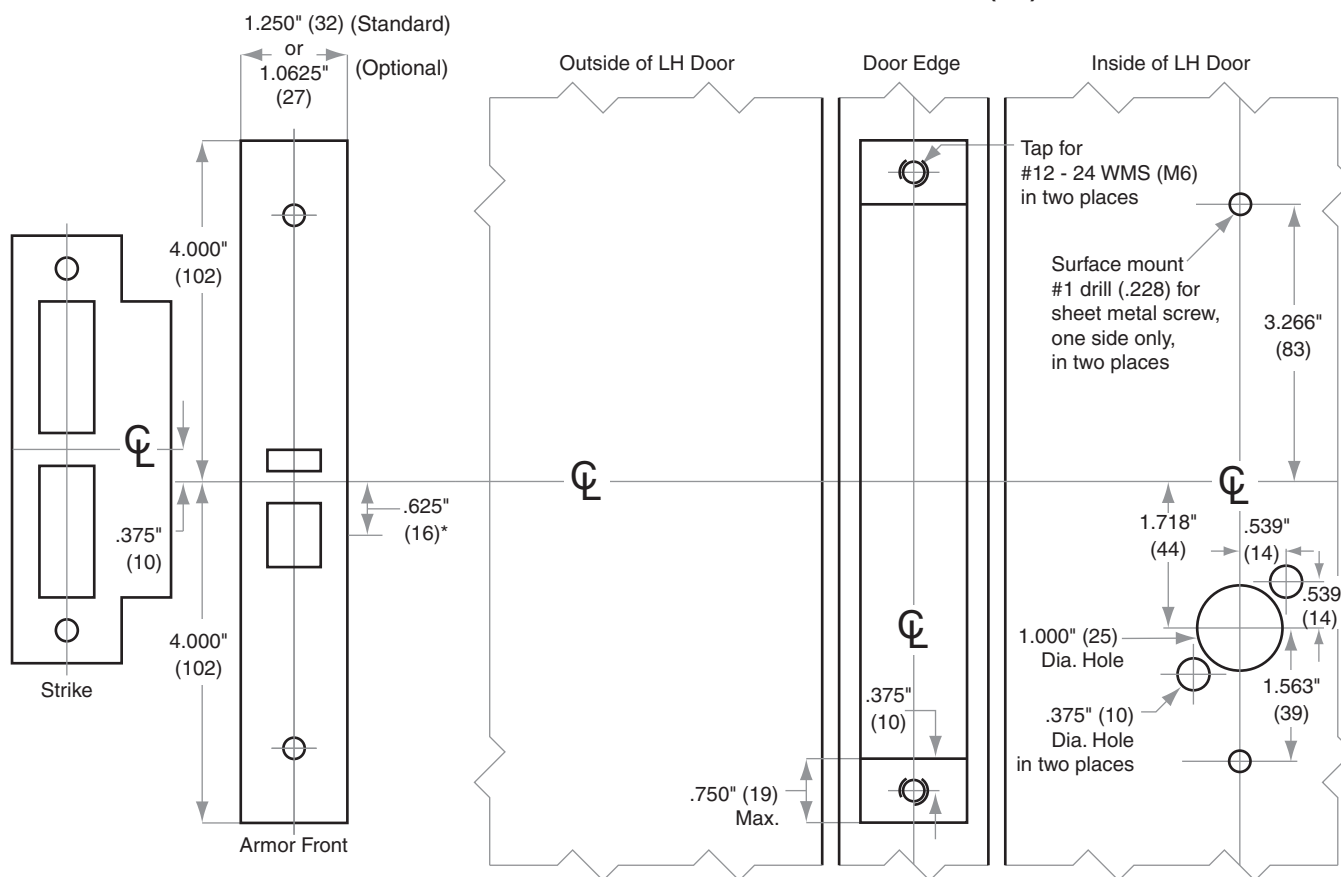
L/LV/LM/LMV-Series

Model L9025

Door Type: Metal, flat or beveled
 Trim: Escutcheon

For Case and Strike dimensions, see Template L1

Left Hand (LH) Door Shown



* Centerline of Armor Front to Centerline of Latch dimension

Dimensions shown in parentheses () are in millimeters.

© 2019 Allegion
 L811 Rev.08/19
 us.allegion.com

DRAWING IS NOT TO SCALE!
Customer service: 877-671-7011
We can help you find the correct guide for your product and application!

Door preparation template

L811



L/LV/LM/LMV-Series

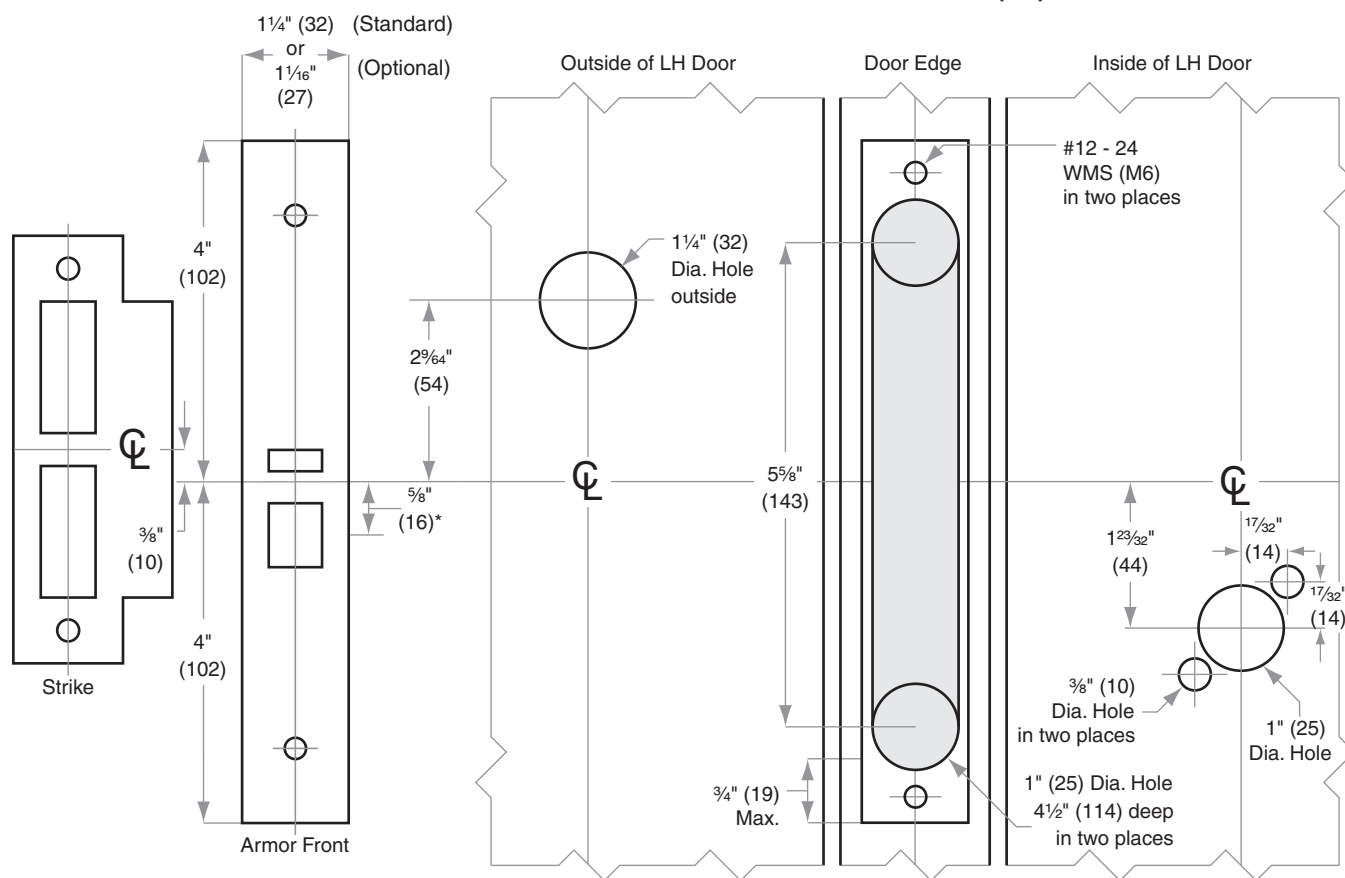
Model L9026



Door Type: Wood or composite, flat
 Trim: Rose

For Case and Strike dimensions, see Template L1

Left Hand (LH) Door Shown



* Centerline of Armor Front to Centerline of Latch dimension

Dimensions shown in parentheses () are in millimeters.

© 2019 Allegion
 L812 Rev.08/19
 us.allegion.com

DRAWING IS NOT TO SCALE!
 Customer service: 877-671-7011

We can help you find the correct guide for your product and application!

Door preparation template

L812



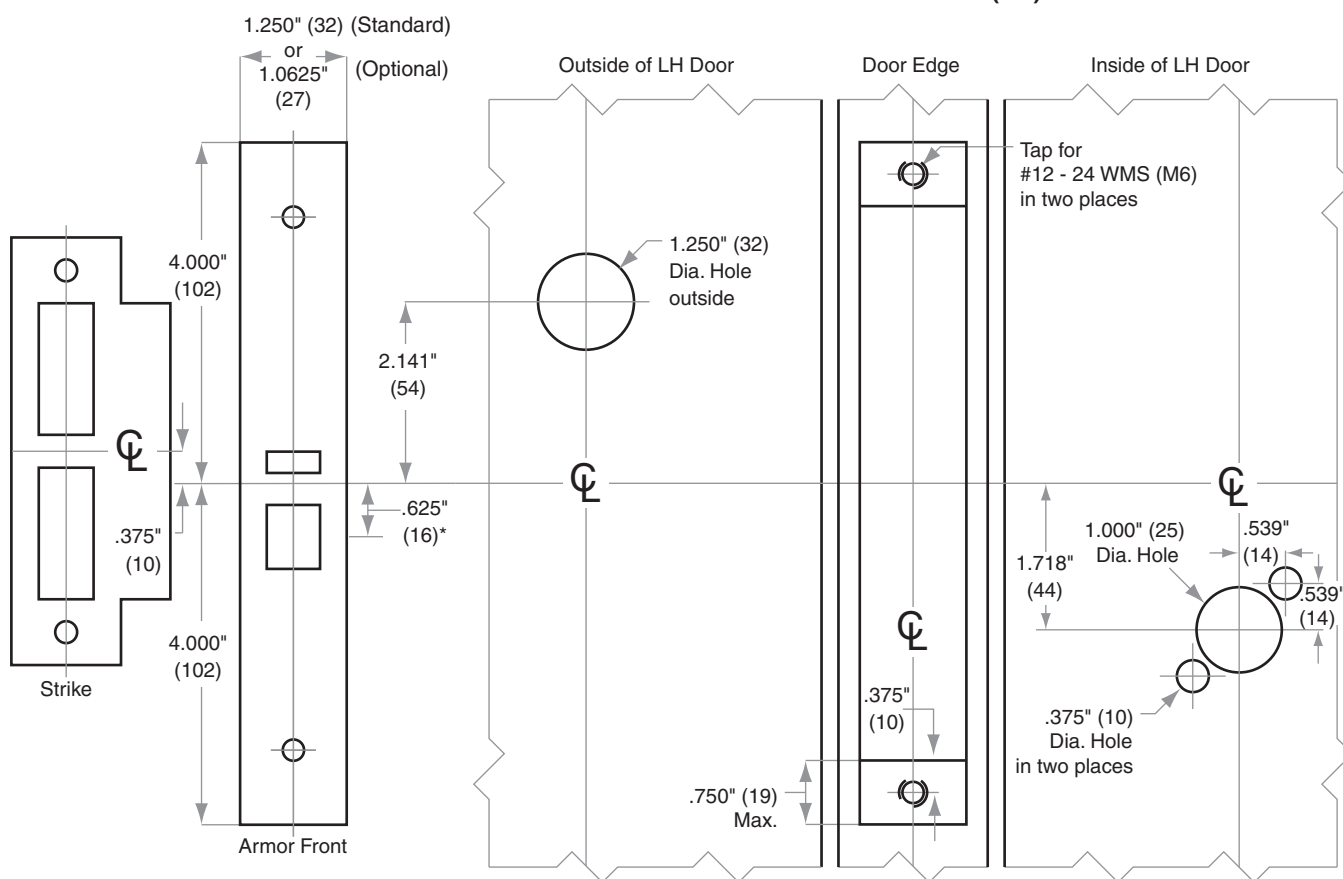
L/LV/LM/LMV-Series

Model L9026

Door Type: Metal, flat or beveled
 Trim: Rose

For Case and Strike dimensions, see Template L1

Left Hand (LH) Door Shown



* Centerline of Armor Front to Centerline of Latch dimension

Dimensions shown in parentheses () are in millimeters.

© 2019 Allegion
 L813 Rev.08/19
 us.allegion.com

DRAWING IS NOT TO SCALE!
 Customer service: 877-671-7011

We can help you find the correct guide for your product and application!

Door preparation template

L813



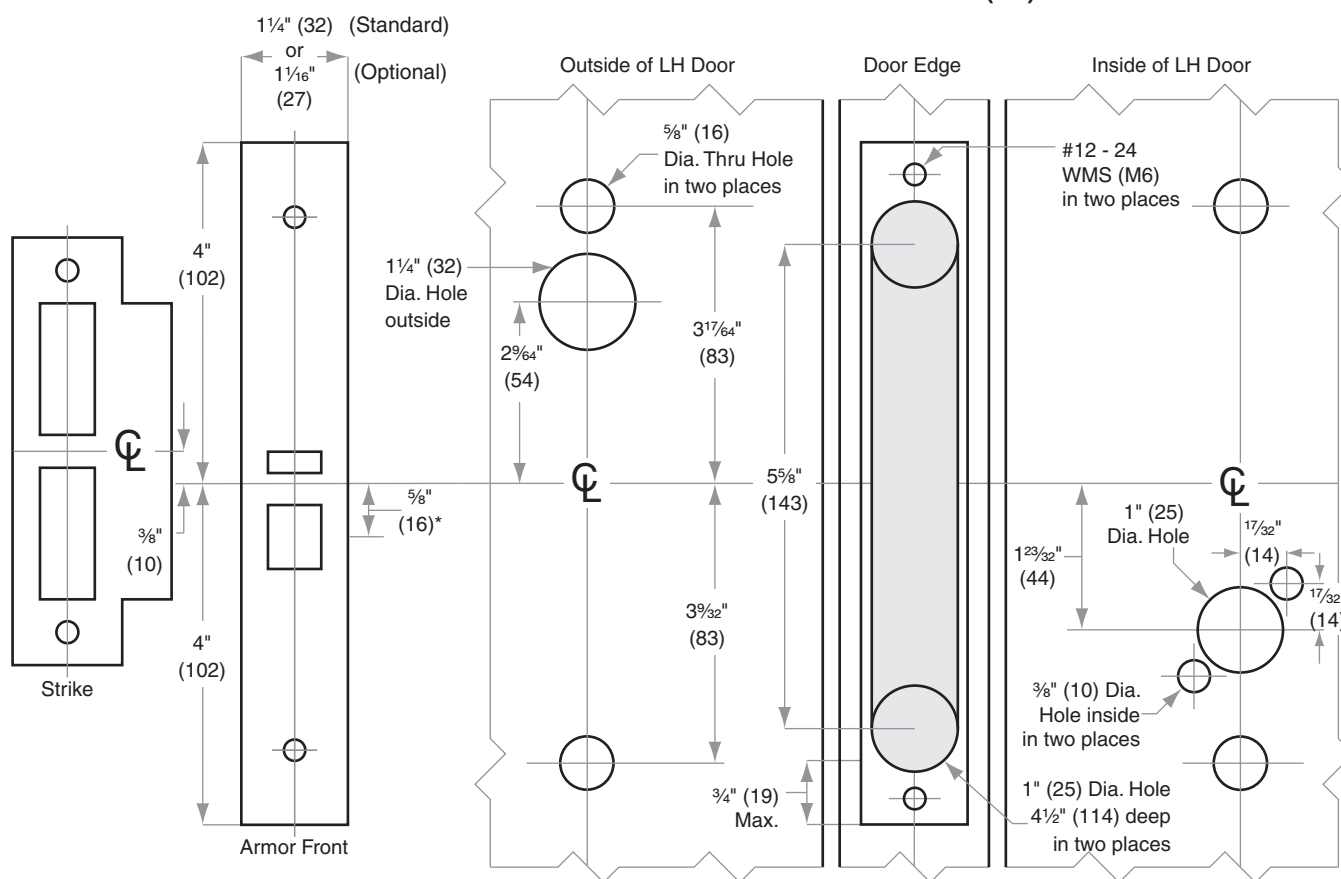
L/LV/LM/LMV-Series

Model L9026

Door Type: Wood or composite, flat
 Trim: Escutcheon

For Case and Strike dimensions, see Template L1

Left Hand (LH) Door Shown



* Centerline of Armor Front to Centerline of Latch dimension

Dimensions shown in parentheses () are in millimeters.

© 2019 Allegion
 L814 Rev.08/19
 us.allegion.com

DRAWING IS NOT TO SCALE!
 Customer service: 877-671-7011

We can help you find the correct guide for your product and application!

Door preparation template

L814



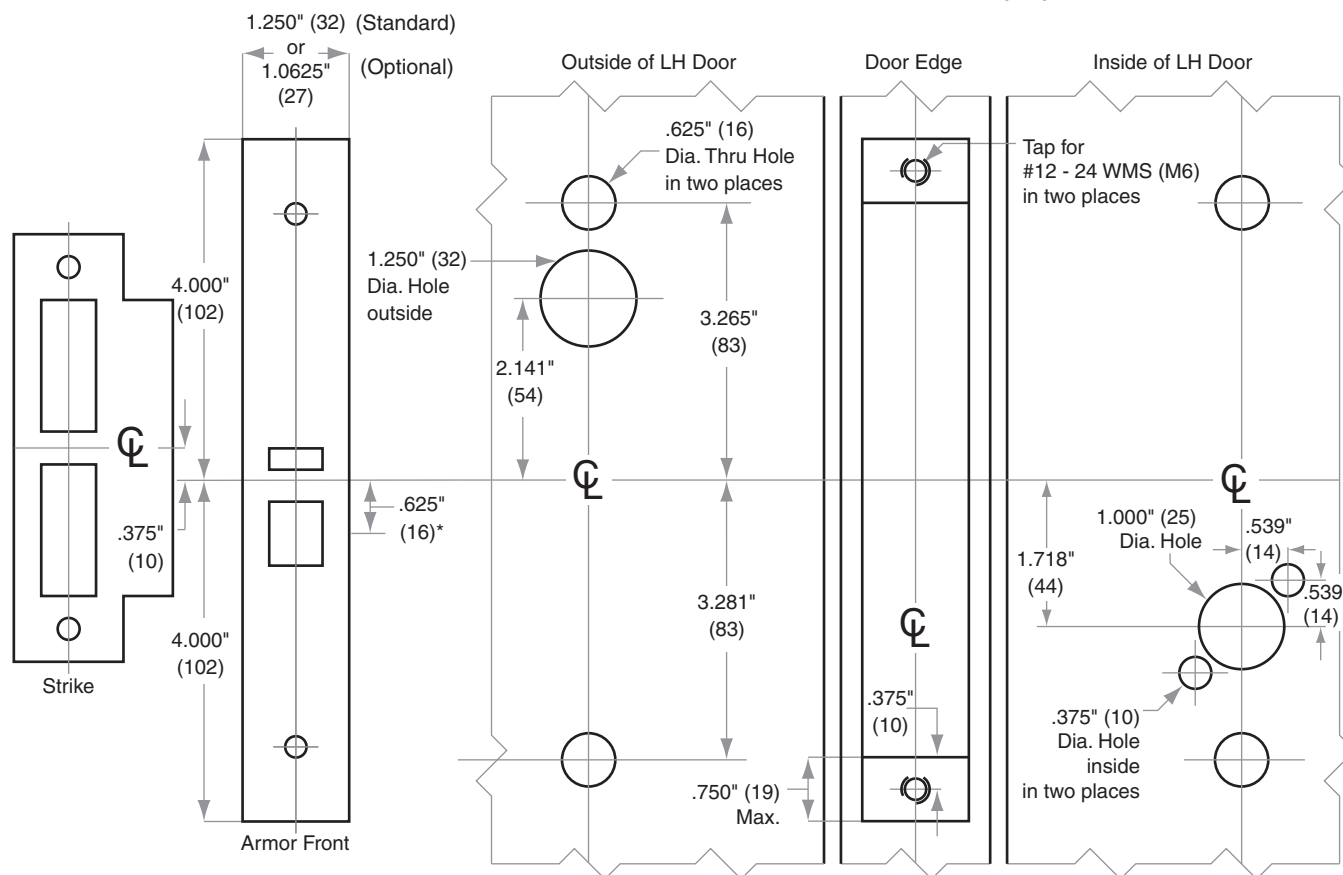
L/LV/LM/LMV-Series

Model L9026

Door Type: Metal, flat or beveled
 Trim: Escutcheon

For Case and Strike dimensions, see Template L1

Left Hand (LH) Door Shown



* Centerline of Armor Front to Centerline of Latch dimension

Dimensions shown in parentheses () are in millimeters.

© 2019 Allegion
 L815 Rev.08/19
 us.allegion.com

DRAWING IS NOT TO SCALE!
Customer service: 877-671-7011

We can help you find the correct guide for your product and application!

Door preparation template

L815



L/LV/LM/LMV-Series

Model L/LV9060, L/LV/LM/LMV9071, L/LV9077,
L/LV9082/EL/EU, L/LV9457, L/LV9458, L9466, L/LV9482

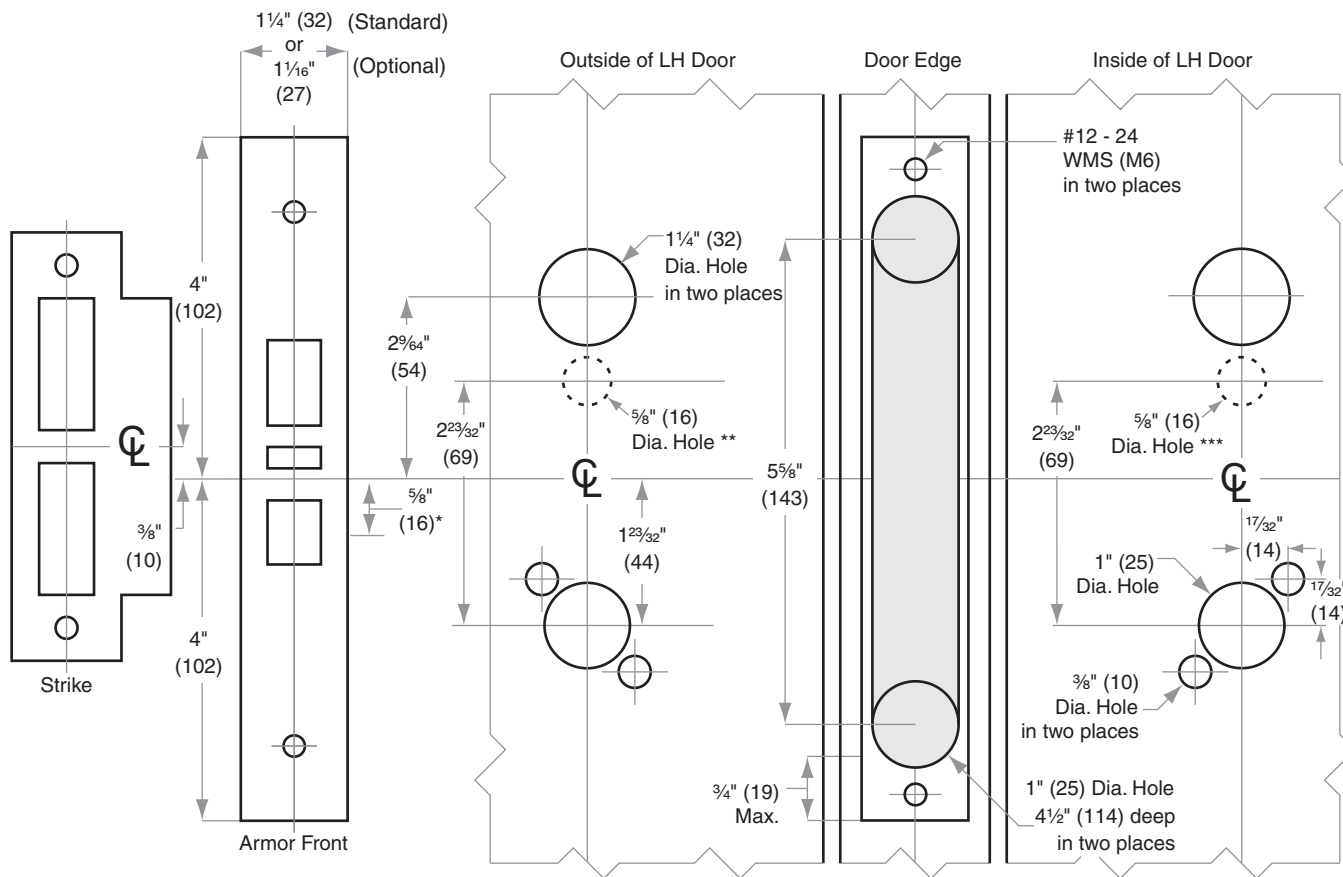
Door Type: Wood or composite, flat or beveled

Trim: Rose

This template should not be used for HSLR trim. Use template L965 for HSLR trim.

For Case and Strike dimensions, see Template L1
Refer to Template L1 for information to prepare the door for wire routing

Left Hand (LH) Door Shown



- * Centerline of Armor Front to Centerline of Latch dimension
- ** Additional preparation for L283-721, L283-722, L283-723, L283-724
- *** Additional preparation for L283-711, L283-712, L283-713, L283-714

Dimensions shown in parentheses () are in millimeters.

© 2019 Allegion
L816 Rev.08/19
us.allegion.com

DRAWING IS NOT TO SCALE!
Customer service: 877-671-7011

We can help you find the correct guide for your product and application!

Door preparation template

L816



L/LV/LM/LMV-Series

Model L/LV9060, L/LV/LM/LMV9071, L/LV9077,
L/LV9082/EL/EU, L/LV9457, L/LV9458, L9466,
L/LV9482, LM/LMV9371

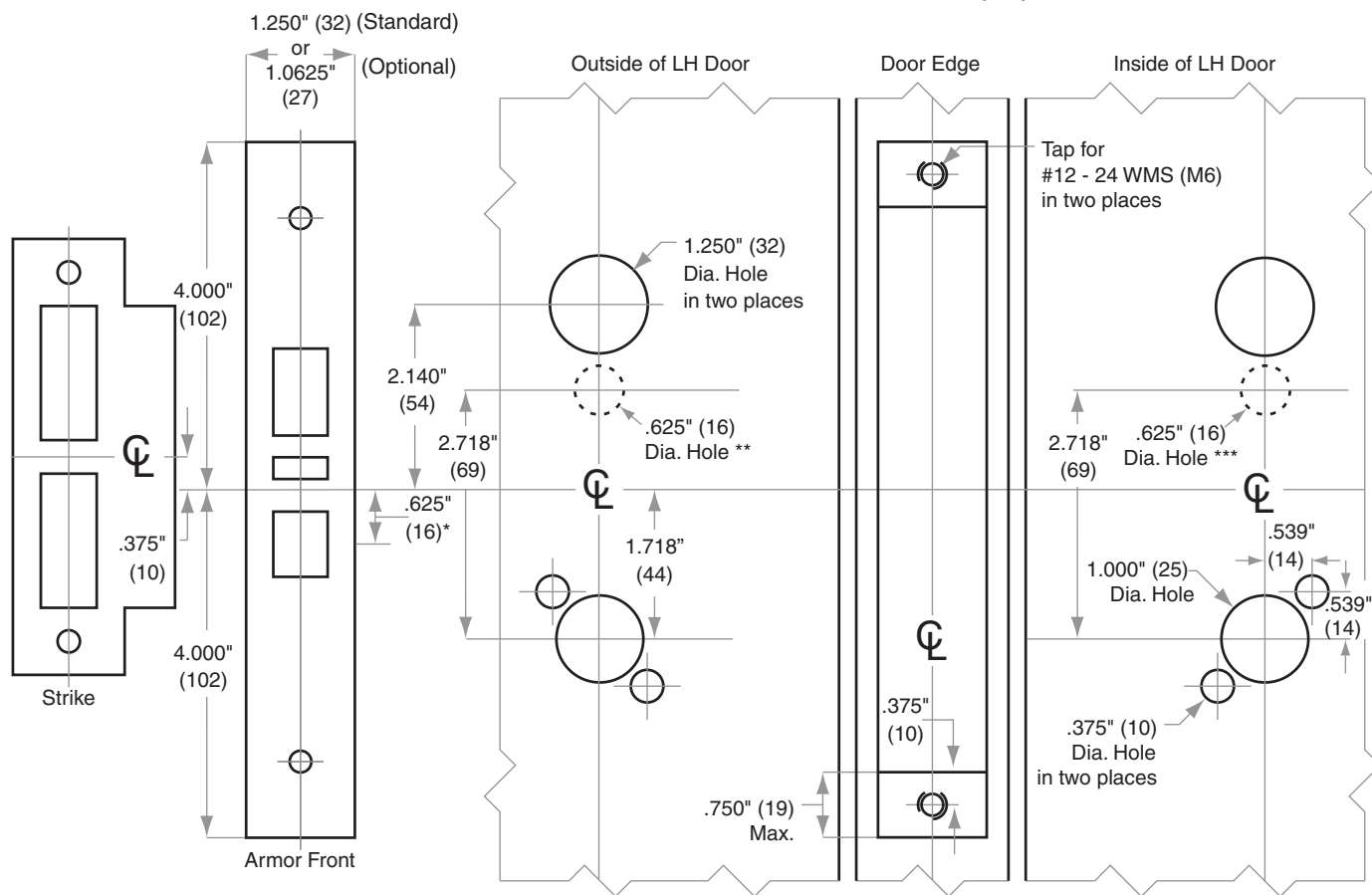
Door Type: Metal, flat or beveled

Trim: Rose

This template should not be used for HSLR trim. Use template L966 for HSLR trim.

For Case and Strike dimensions, see Template L1
Refer to Template L1 for information to prepare
the door for wire routing

Left Hand (LH) Door Shown



- * Centerline of Armor Front to Centerline of Latch dimension
- ** Additional preparation for L283-721, L283-722, L283-723, L283-724
- *** Additional preparation for L283-711, L283-712, L283-713, L283-714

Dimensions shown in parentheses () are in millimeters.

© 2019 Allegion
L817 Rev.08/19
us.allegion.com

DRAWING IS NOT TO SCALE!
Customer service: 877-671-7011

We can help you find the correct guide for
your product and application!

Door preparation template

L817



L/LV/LM/LMV-Series

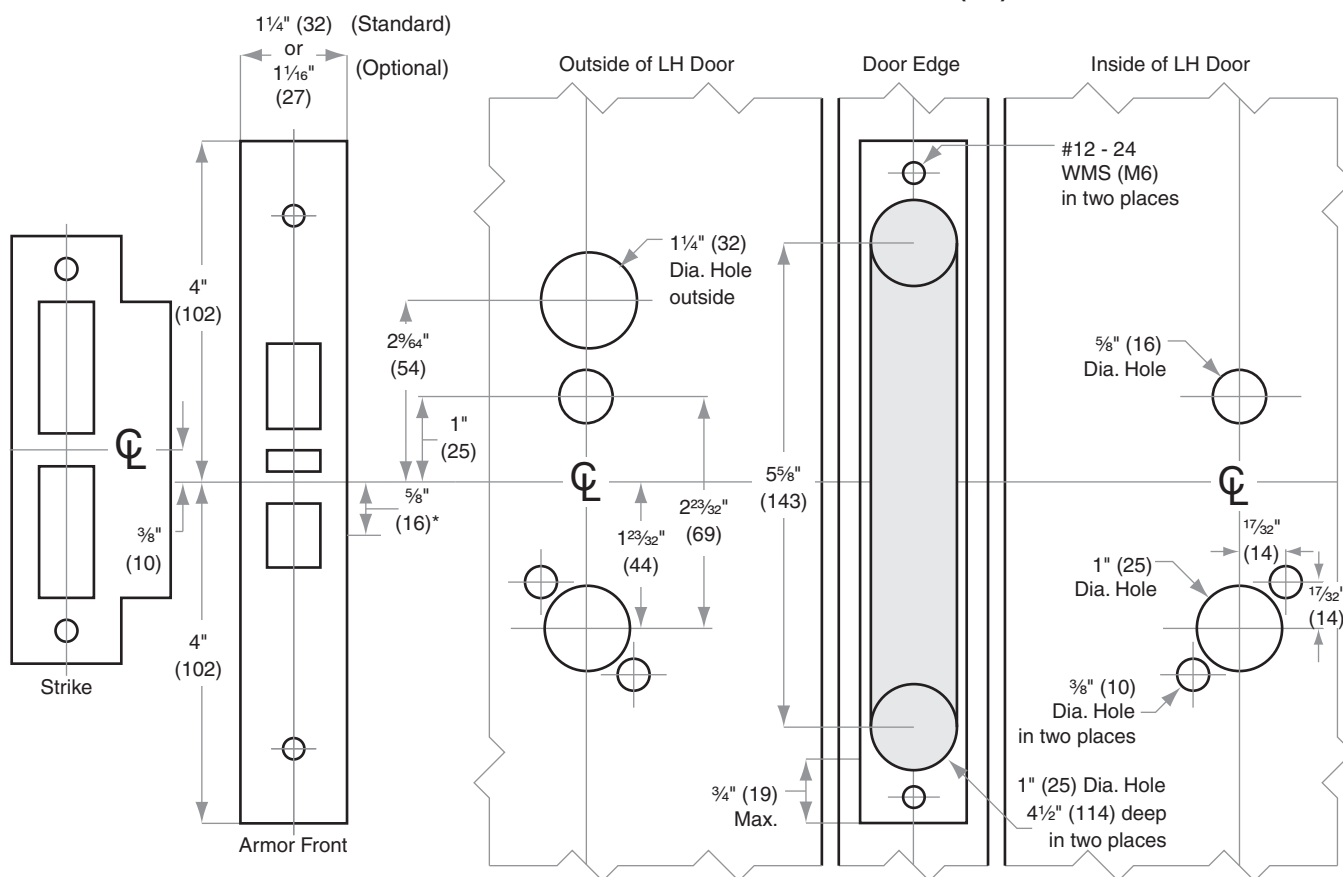
Model L/LV9486, L/LV9496



Door Type: Wood or composite, flat or beveled
 Trim: Rose

For Case and Strike dimensions, see Template L1

Left Hand (LH) Door Shown



*Centerline of Armor Front to Centerline of Latch dimension

Dimensions shown in parentheses () are in millimeters.

© 2019 Allegion
 L820 Rev.08/19
 us.allegion.com

DRAWING IS NOT TO SCALE!
 Customer service: 877-671-7011
 We can help you find the correct guide for
 your product and application!

Door preparation template

L820



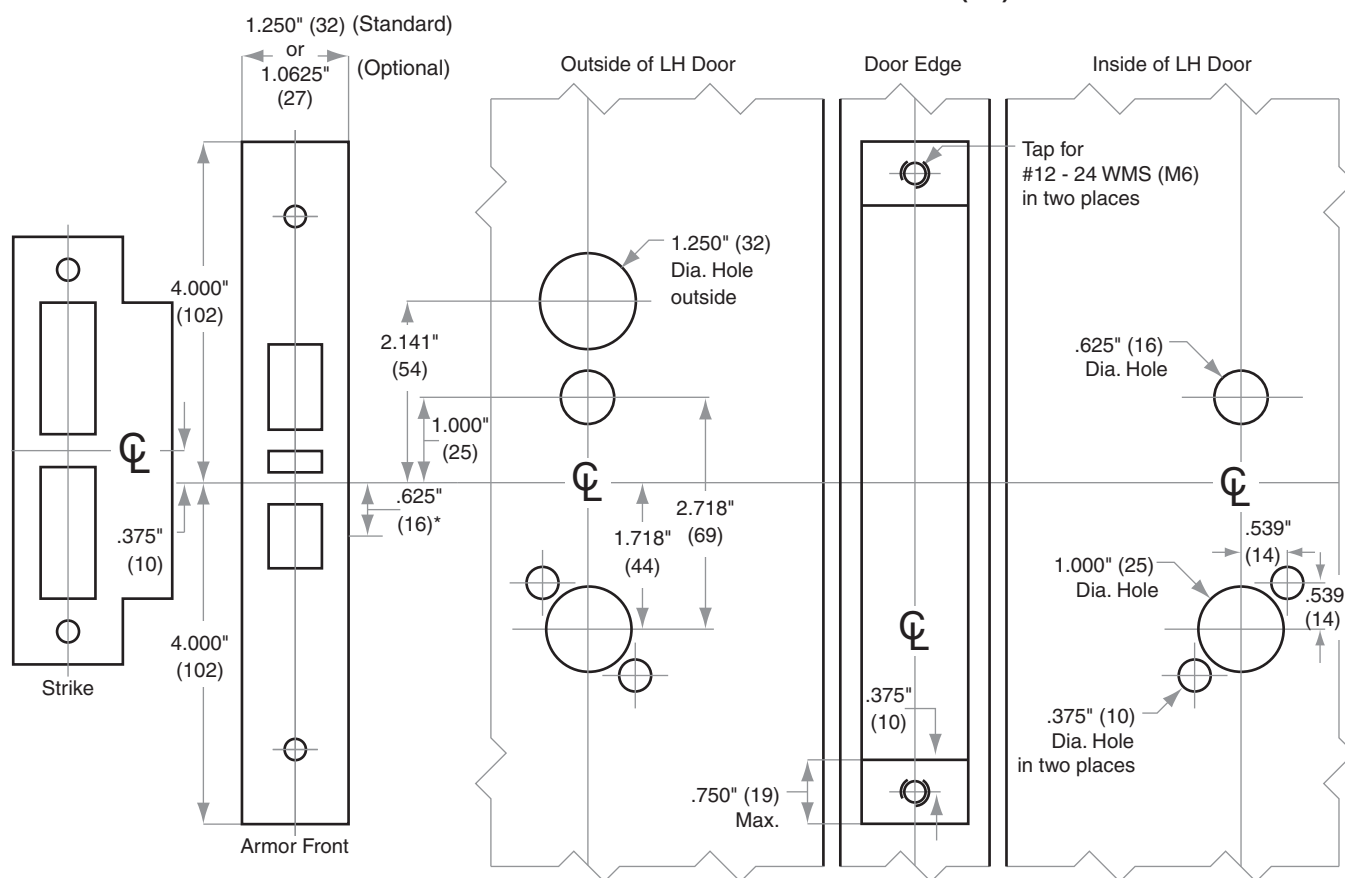
L/LV/LM/LMV-Series

Model L/LV9486, L/LV9496

Door Type: Metal, flat or beveled
 Trim: Rose

For Case and Strike dimensions, see Template L1

Left Hand (LH) Door Shown



*Centerline of Armor Front to Centerline of Latch dimension

Dimensions shown in parentheses () are in millimeters.

© 2019 Allegion
 L821 Rev.08/19
 us.allegion.com

DRAWING IS NOT TO SCALE!
 Customer service: 877-671-7011

We can help you find the correct guide for your product and application!

Door preparation template

L821



L/LV/LM/LMV-Series

Model L/LV9050, L/LV9056, L/LV9453, L/LV9456, L9473, L/LV9480, L/LV9485

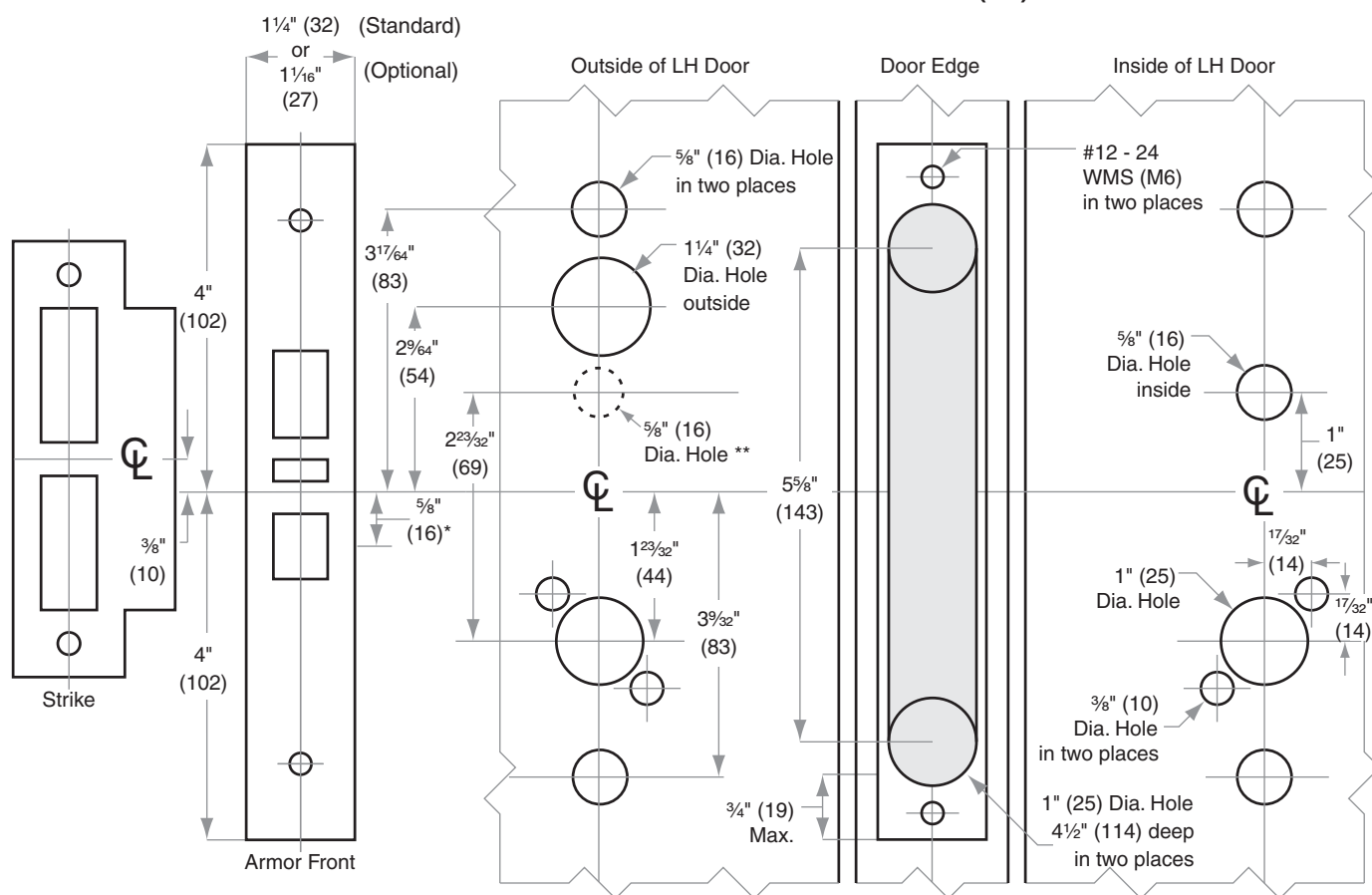
Door Type: Wood or composite, flat or beveled

Trim: Escutcheon

This template should not be used for HSLR trim. Use template L965 for HSLR trim.

For Case and Strike dimensions, see Template L1

Left Hand (LH) Door Shown



* Centerline of Armor Front to Centerline of Latch dimension
 ** Additional preparation for L283-721, L283-722, L283-723, L283-724

Dimensions shown in parentheses () are in millimeters.

© 2019 Allegion
 L826 Rev.08/19
 us.allegion.com

DRAWING IS NOT TO SCALE!
Customer service: 877-671-7011

We can help you find the correct guide for your product and application!

Door preparation template

L826



L/LV/LM/LMV-Series

Model L/LV/LM/LMV9050, L/LV/LM/LMV9056, L/LV9453, L/LV9456, L9473, L/LV9480, L/LV9485, LM/LMV9350, LM/LMV9356

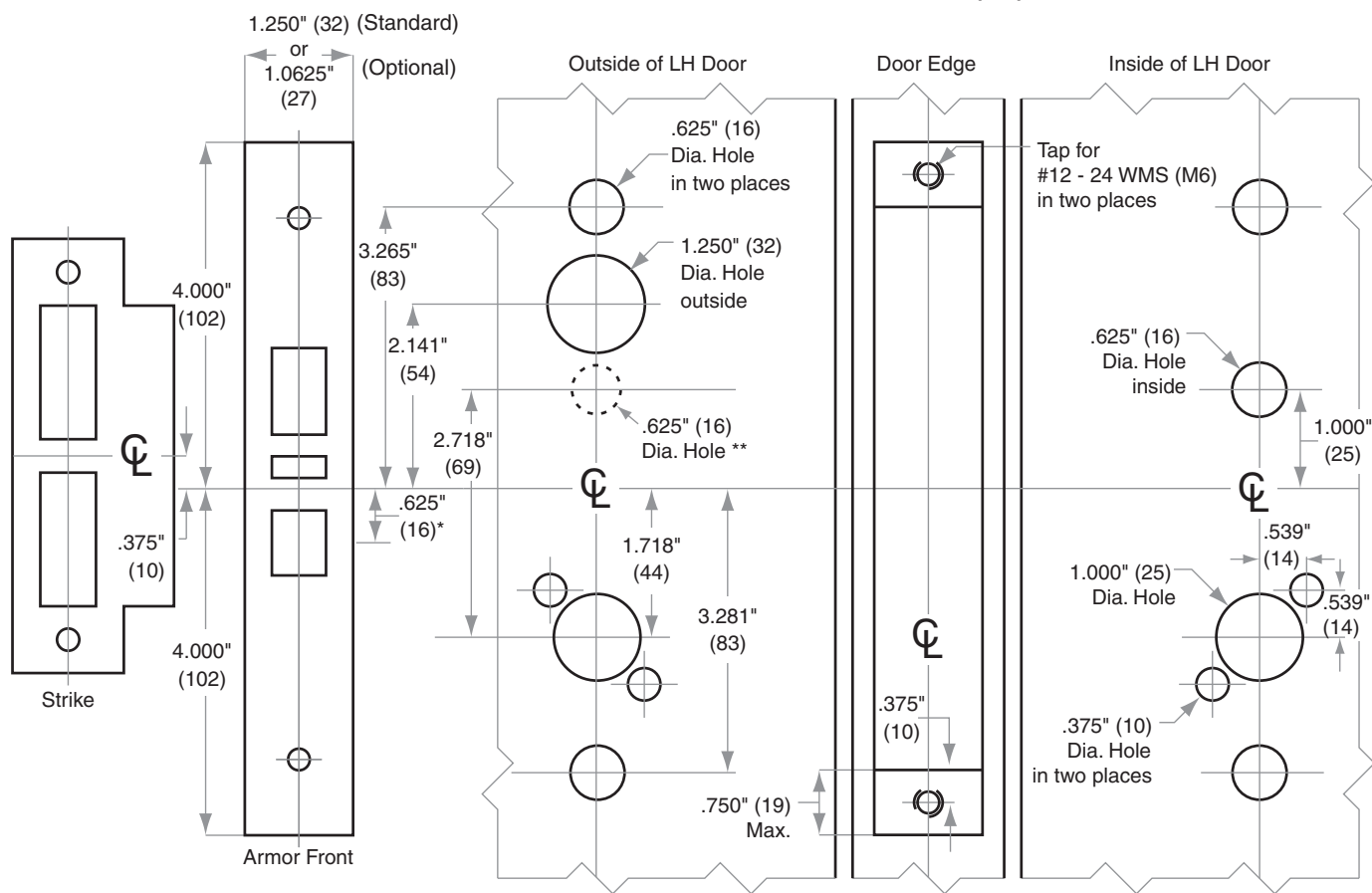
Door Type: Metal, flat or beveled

Trim: Escutcheon

This template should not be used for HSLR trim. Use template L966 for HSLR trim.

For Case and Strike dimensions, see Template L1

Left Hand (LH) Door Shown



- * Centerline of Armor Front to Centerline of Latch dimension
- ** Additional preparation for L283-721, L283-722, L283-723, L283-724

Dimensions shown in parentheses () are in millimeters.

© 2019 Allegion
L827 Rev.08/19
us.allegion.com

DRAWING IS NOT TO SCALE!
Customer service: 877-671-7011

We can help you find the correct guide for your product and application!

Door preparation template

L827



L/LV/LM/LMV-Series

Model L/LV9060, L/LV9071, L/LV9077, L/LV9082/EL/EU,
L/LV9457, L/LV9458, L9466, L/LV9482

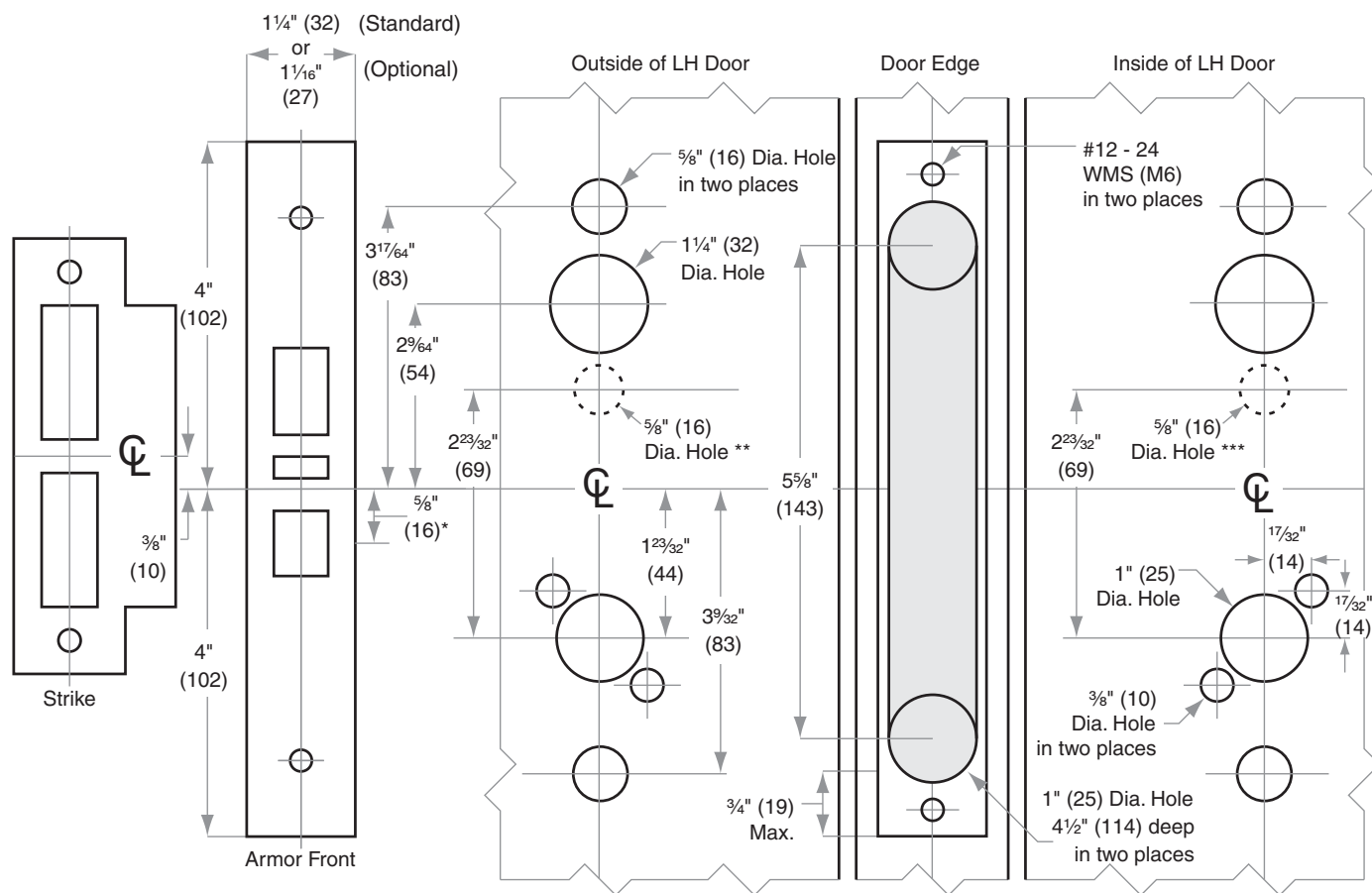
Door Type: Wood or composite, flat or beveled

Trim: Escutcheon

This template should not be used for HSLR trim. Use template L965 for HSLR trim.

For Case and Strike dimensions, see Template L1
Refer to Template L1 for information to prepare the door for wire routing

Left Hand (LH) Door Shown



- * Centerline of Armor Front to Centerline of Latch dimension
- ** Additional preparation for L283-721, L283-722, L283-723, L283-724
- *** Additional preparation for L283-711, L283-712, L283-713, L283-714

Dimensions shown in parentheses () are in millimeters.

© 2019 Allegion
L828 Rev.08/19
us.allegion.com

DRAWING IS NOT TO SCALE!
Customer service: 877-671-7011

We can help you find the correct guide for your product and application!

Door preparation template

L828



L/LV/LM/LMV-Series

Model L/LV9060, L/LV/LM/LMV9071, L/LV9077, L/LV9082EL/EU, L/LV9457, L/LV9458, L9466, L/LV9482, LM/LMV9371

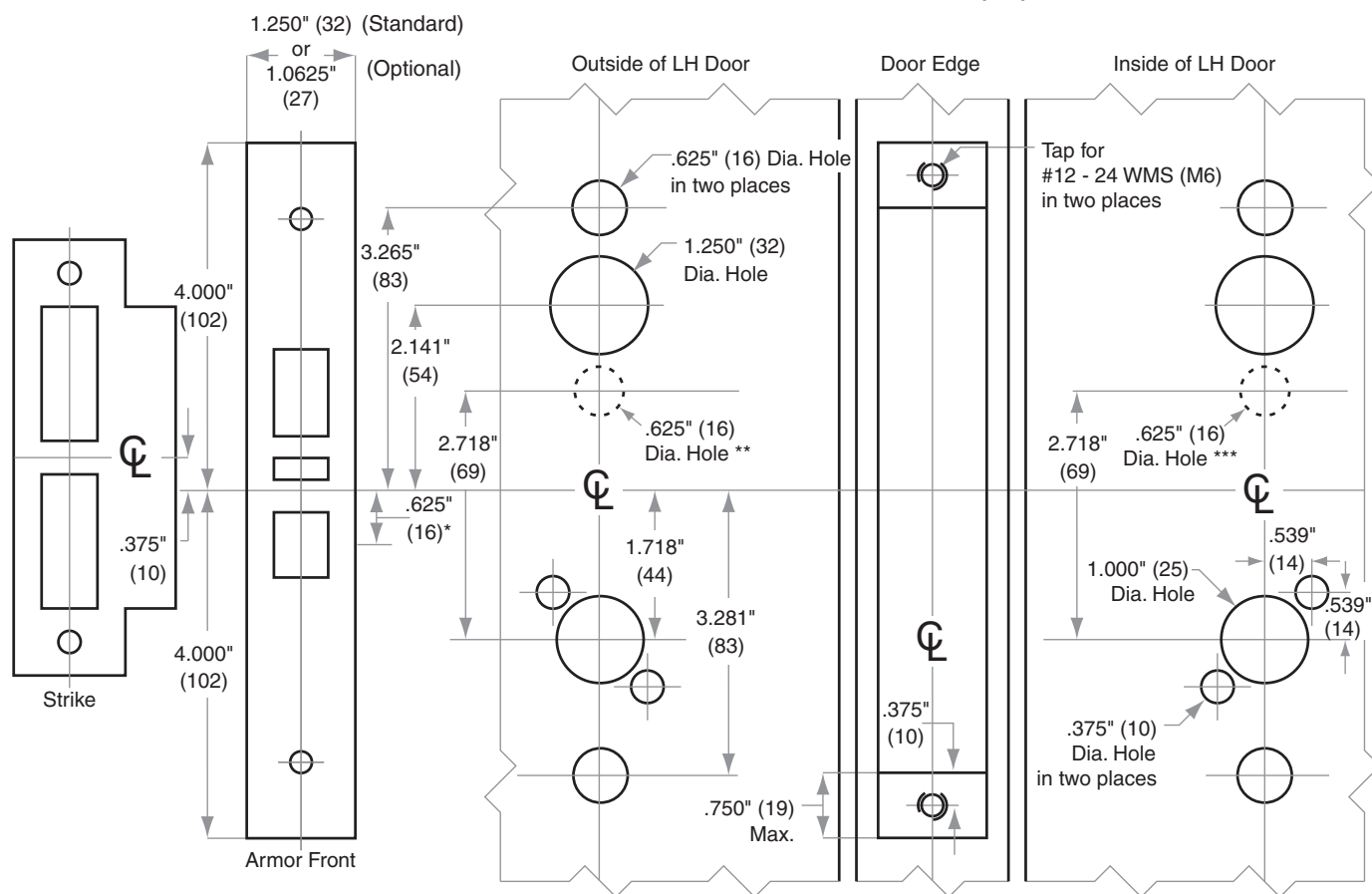
Door Type: Metal, flat or beveled

Trim: Escutcheon

This template should not be used for HSLR trim. Use template L966 for HSLR trim.

For Case and Strike dimensions, see Template L1
Refer to Template L1 for information to prepare the door for wire routing

Left Hand (LH) Door Shown



- * Centerline of Armor Front to Centerline of Latch dimension
- ** Additional preparation for L283-721, L283-722, L283-723, L283-724
- *** Additional preparation for L283-711, L283-712, L283-713, L283-714

Dimensions shown in parentheses () are in millimeters.

© 2019 Allegion
 L829 Rev.08/19
 us.allegion.com

DRAWING IS NOT TO SCALE!
Customer service: 877-671-7011

We can help you find the correct guide for your product and application!

Door preparation template

L829



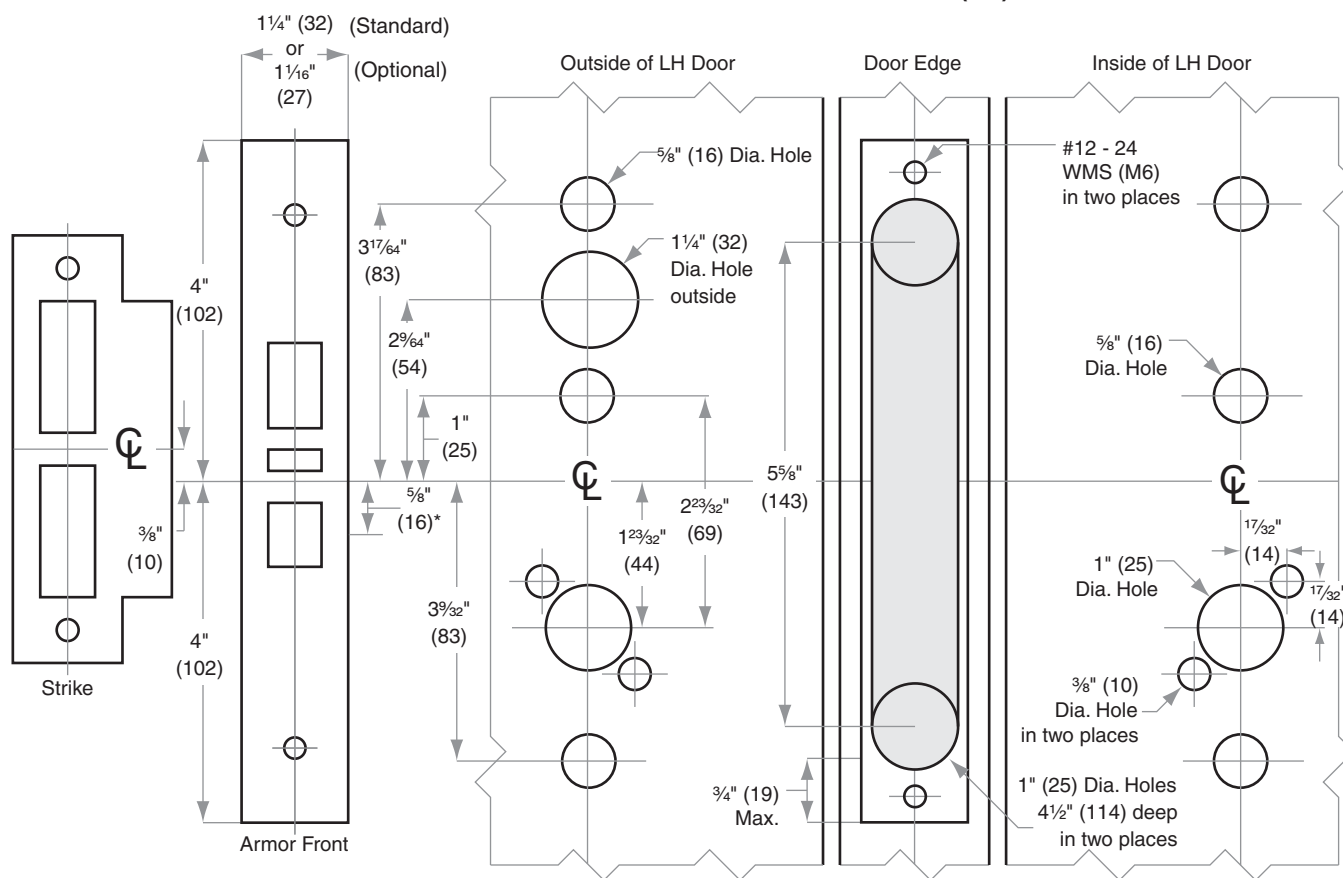
L/LV/LM/LMV-Series

Model L/LV9486, L/LV9496

Door Type: Wood or composite, flat or beveled
 Trim: Escutcheon

For Case and Strike dimensions, see Template L1

Left Hand (LH) Door Shown



*Centerline of Armor Front to Centerline of Latch dimension

Dimensions shown in parentheses () are in millimeters.

© 2019 Allegion
 L832 Rev.08/19
 us.allegion.com

DRAWING IS NOT TO SCALE!
 Customer service: 877-671-7011

We can help you find the correct guide for your product and application!

Door preparation template

L832



L/LV/LM/LMV-Series

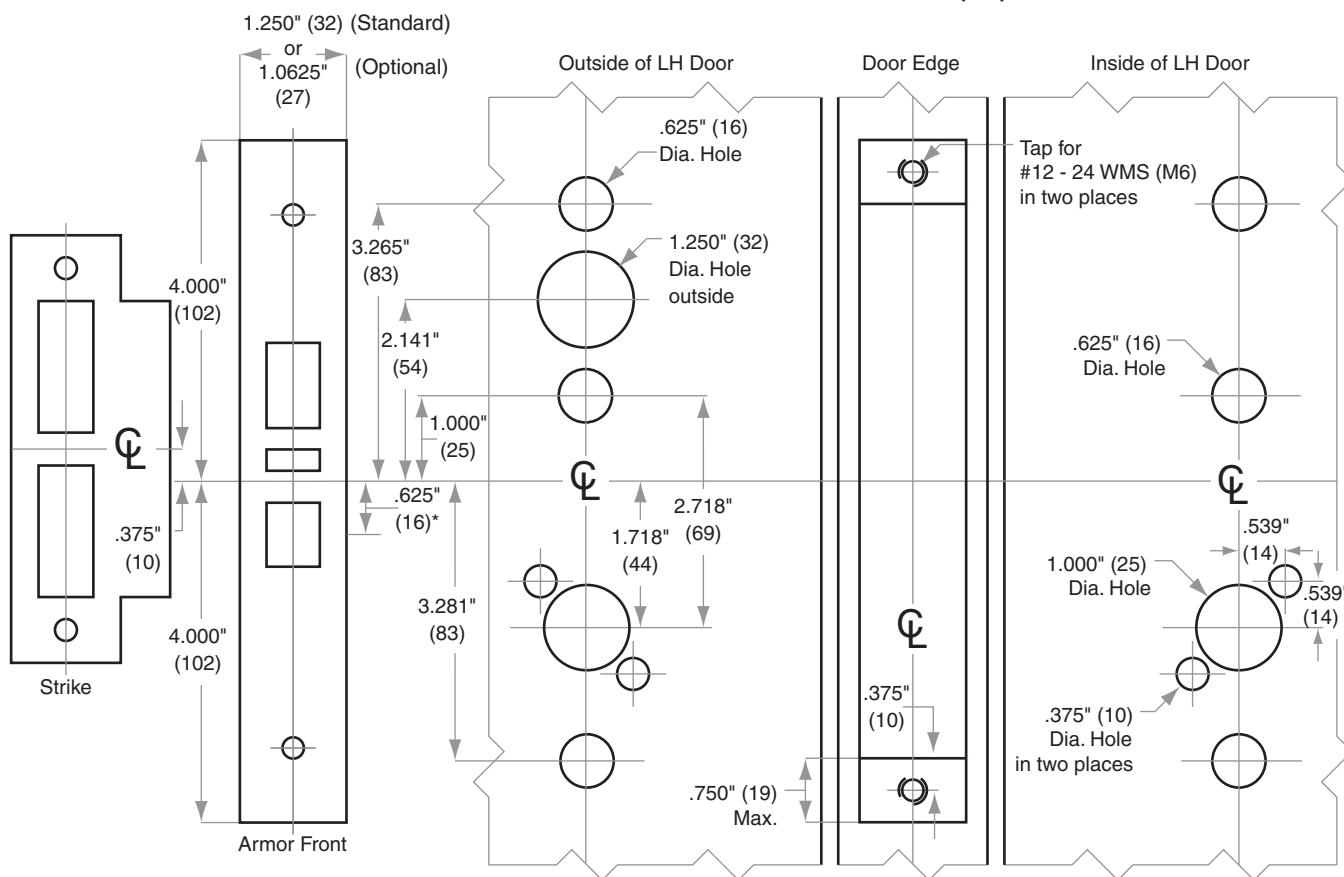
Model L/LV9486, L/LV9496



Door Type: Metal, flat or beveled
 Trim: Escutcheon

For Case and Strike dimensions, see Template L1

Left Hand (LH) Door Shown



*Centerline of Armor Front to Centerline of Latch dimension

Dimensions shown in parentheses () are in millimeters.

© 2019 Allegion
 L833 Rev.08/19
 us.allegion.com

DRAWING IS NOT TO SCALE!
Customer service: 877-671-7011

We can help you find the correct guide for your product and application!

Door preparation template

L833



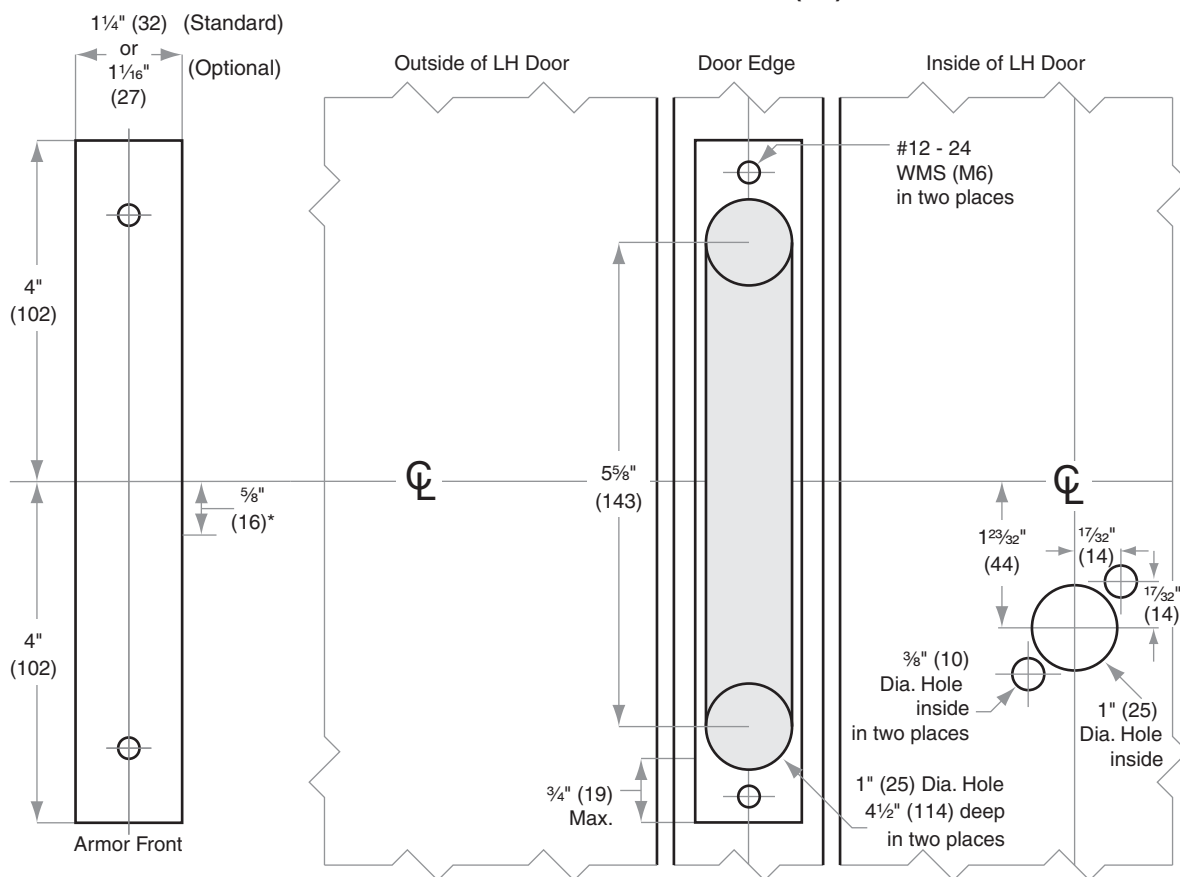
L/LV/LM/LMV-Series

Model L9175

Door Type: Wood or composite, flat or beveled
 Trim: Rose

For Case dimensions see Template L1

Left Hand (LH) Door Shown



* Centerline of Armor Front to Centerline of Latch dimension

Dimensions shown in parentheses () are in millimeters.

© 2019 Allegion
 L851 Rev.08/19
 us.allegion.com

DRAWING IS NOT TO SCALE!

Customer service: 877-671-7011

We can help you find the correct guide for your product and application!

Door preparation template

L851



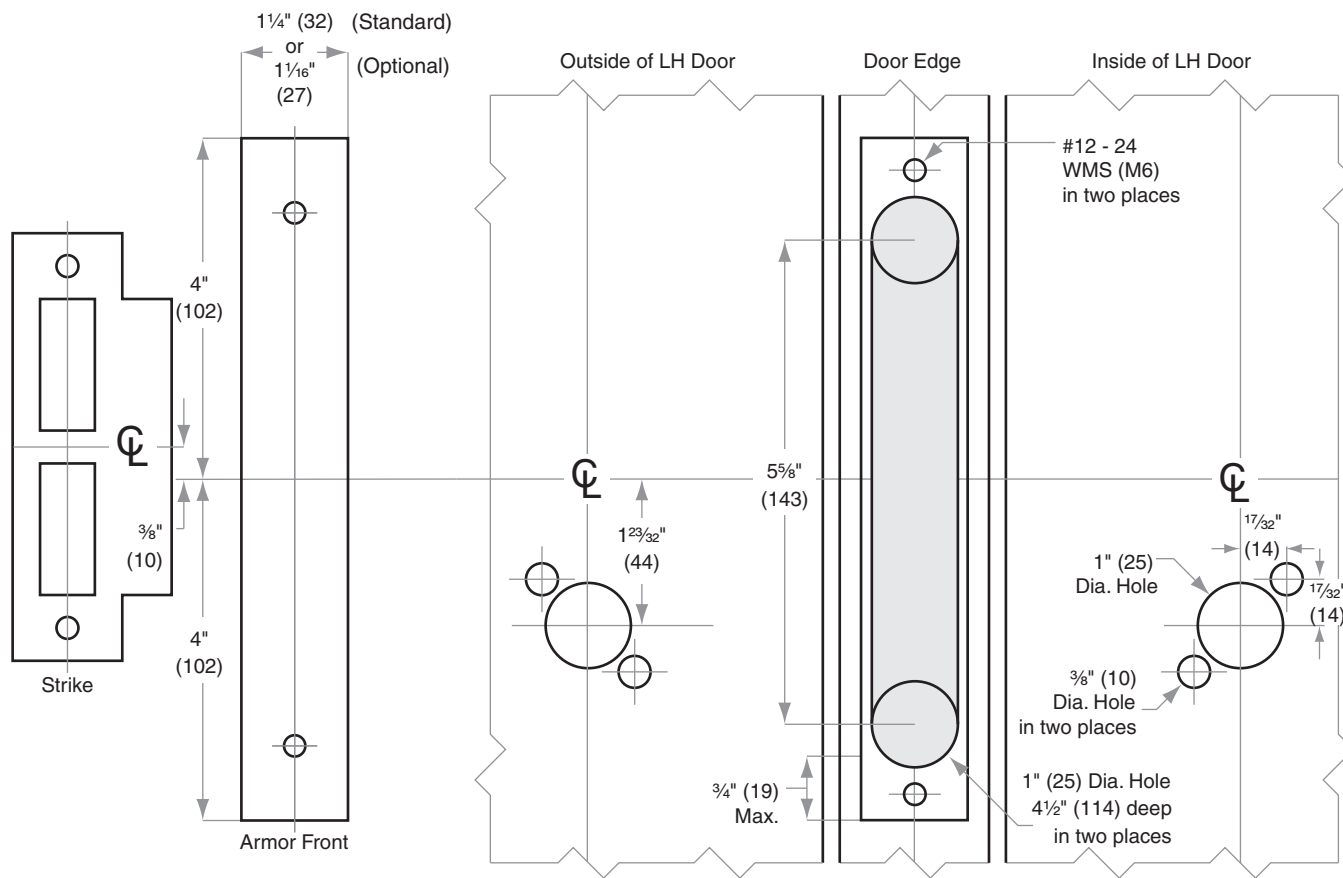
L/LV/LM/LMV-Series

Model L9176

Door Type: Wood or composite, flat or beveled
 Trim: Rose

For Case and Strike dimensions, see Template L1

Left Hand (LH) Door Shown



Dimensions shown in parentheses () are in millimeters.

© 2019 Allegion
 L852 Rev.08/19
 us.allegion.com

DRAWING IS NOT TO SCALE!
Customer service: 877-671-7011
We can help you find the correct guide for your product and application!

Door preparation template
L852



L/LV/LM/LMV-Series

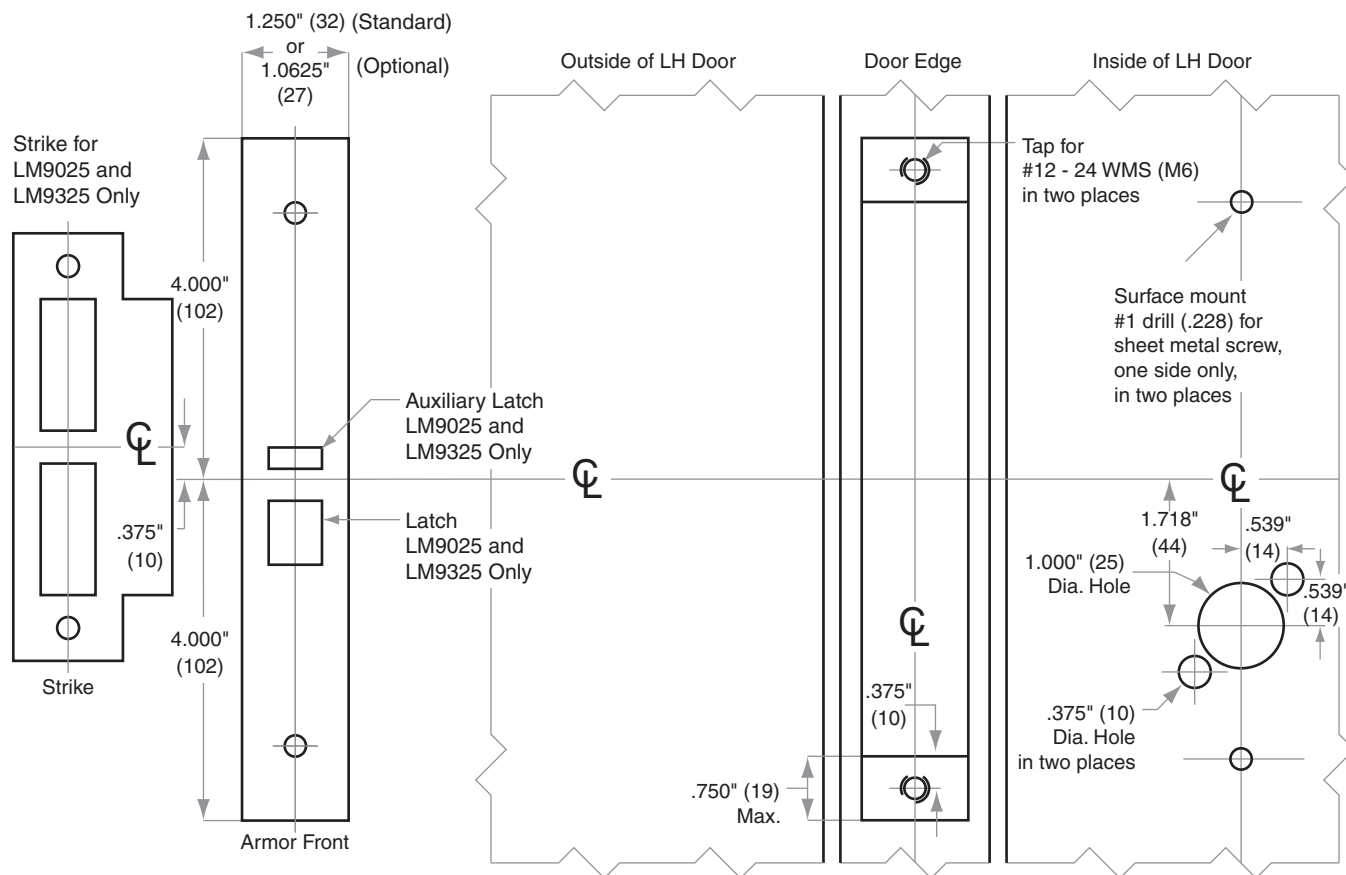
Model L9175, LM9325



Door Type: Metal, flat or beveled
 Trim: Escutcheon

For Case and Strike dimensions, see Template L1

Left Hand (LH) Door Shown



Dimensions shown in parentheses () are in millimeters.

© 2019 Allegion
 L855 Rev.08/19
 us.allegion.com

DRAWING IS NOT TO SCALE!
Customer service: 877-671-7011
We can help you find the correct guide for your product and application!

Door preparation template
L855



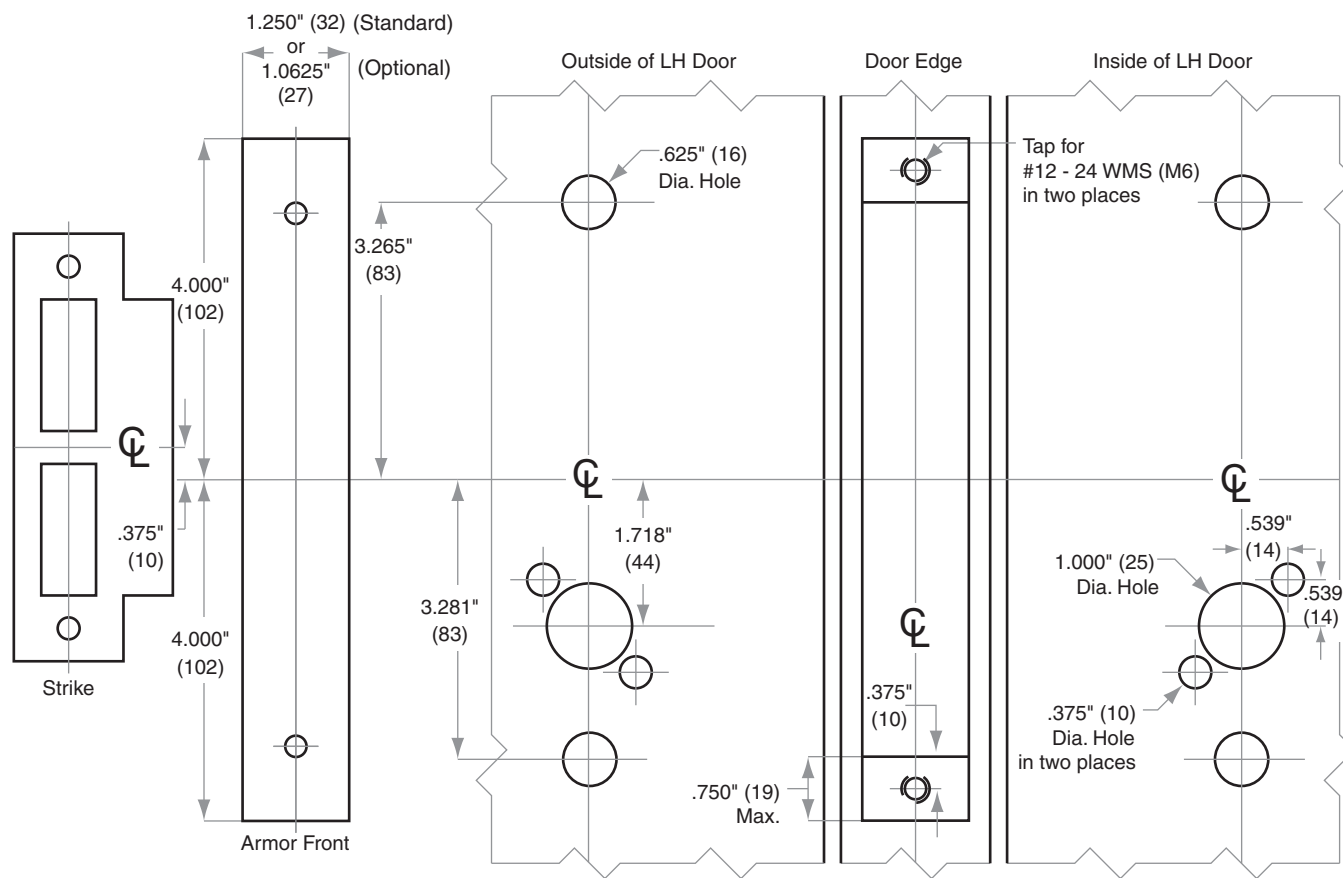
L/LV/LM/LMV-Series

Model L9176

Door Type: Metal, flat or beveled
Trim: Escutcheon

For Case and Strike dimensions, see Template L1

Left Hand (LH) Door Shown



Dimensions shown in parentheses () are in millimeters.

© 2019 Allegion
L856 Rev.08/19
us.allegion.com

DRAWING IS NOT TO SCALE!
Customer service: 877-671-7011
We can help you find the correct guide for your product and application!

Door preparation template
L856



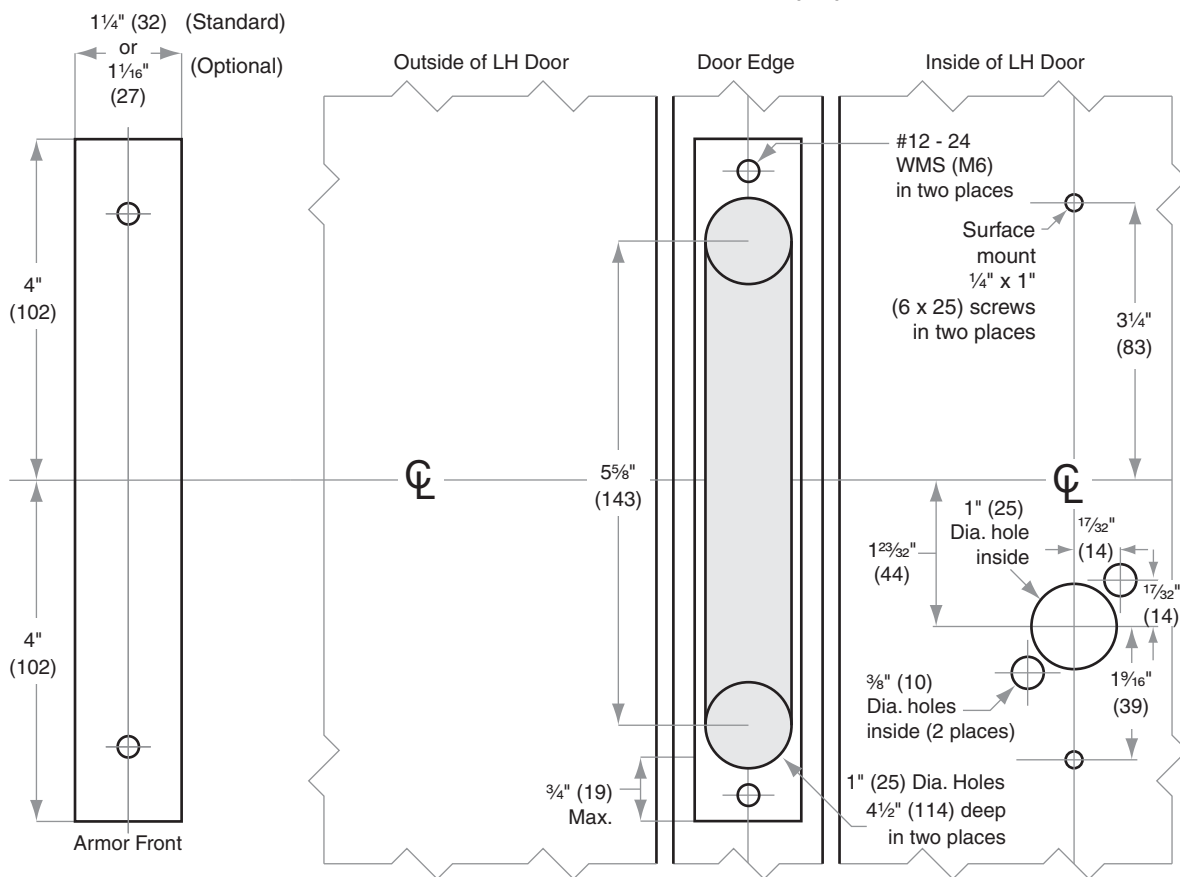
L/LV/LM/LMV-Series

Model L9175

Door Type: Wood or composite, flat or beveled
 Trim: Escutcheon

For Case and Strike dimensions, see Template L1

Left Hand (LH) Door Shown



Dimensions shown in parentheses () are in millimeters.

© 2019 Allegion
 L859 Rev.08/19
 us.allegion.com

DRAWING IS NOT TO SCALE!
Customer service: 877-671-7011
We can help you find the correct guide for your product and application!

Door preparation template

L859



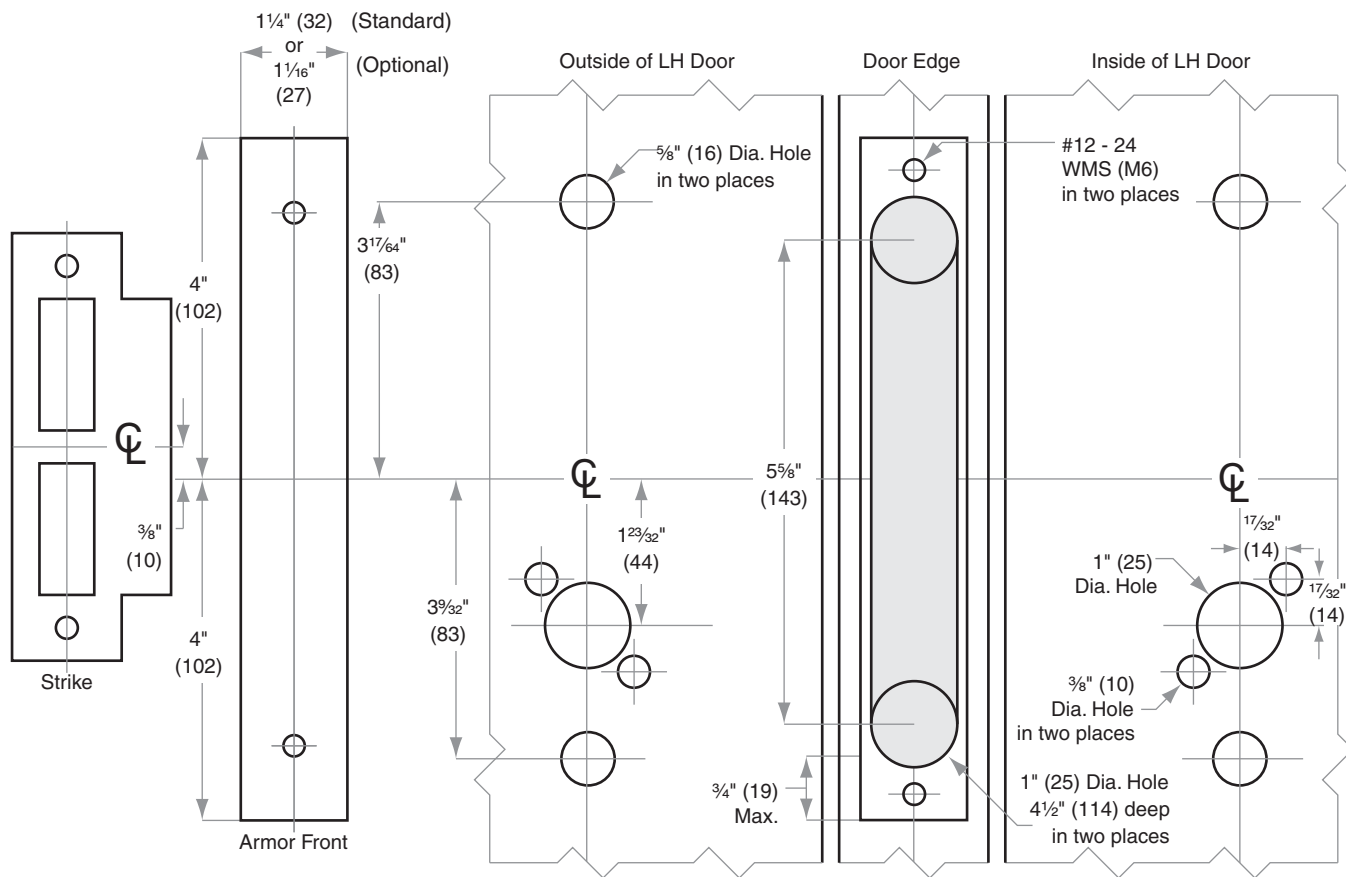
L/LV/LM/LMV-Series

Model L9176

Door Type: Wood or composite, flat or beveled
 Trim: Escutcheon

For Case and Strike dimensions, see Template L1

Left Hand (LH) Door Shown



Dimensions shown in parentheses () are in millimeters.

© 2019 Allegion
 L860 Rev.08/19
 us.allegion.com

DRAWING IS NOT TO SCALE!
Customer service: 877-671-7011
We can help you find the correct guide for your product and application!

Door preparation template
L860



L/LV/LM/LMV-Series

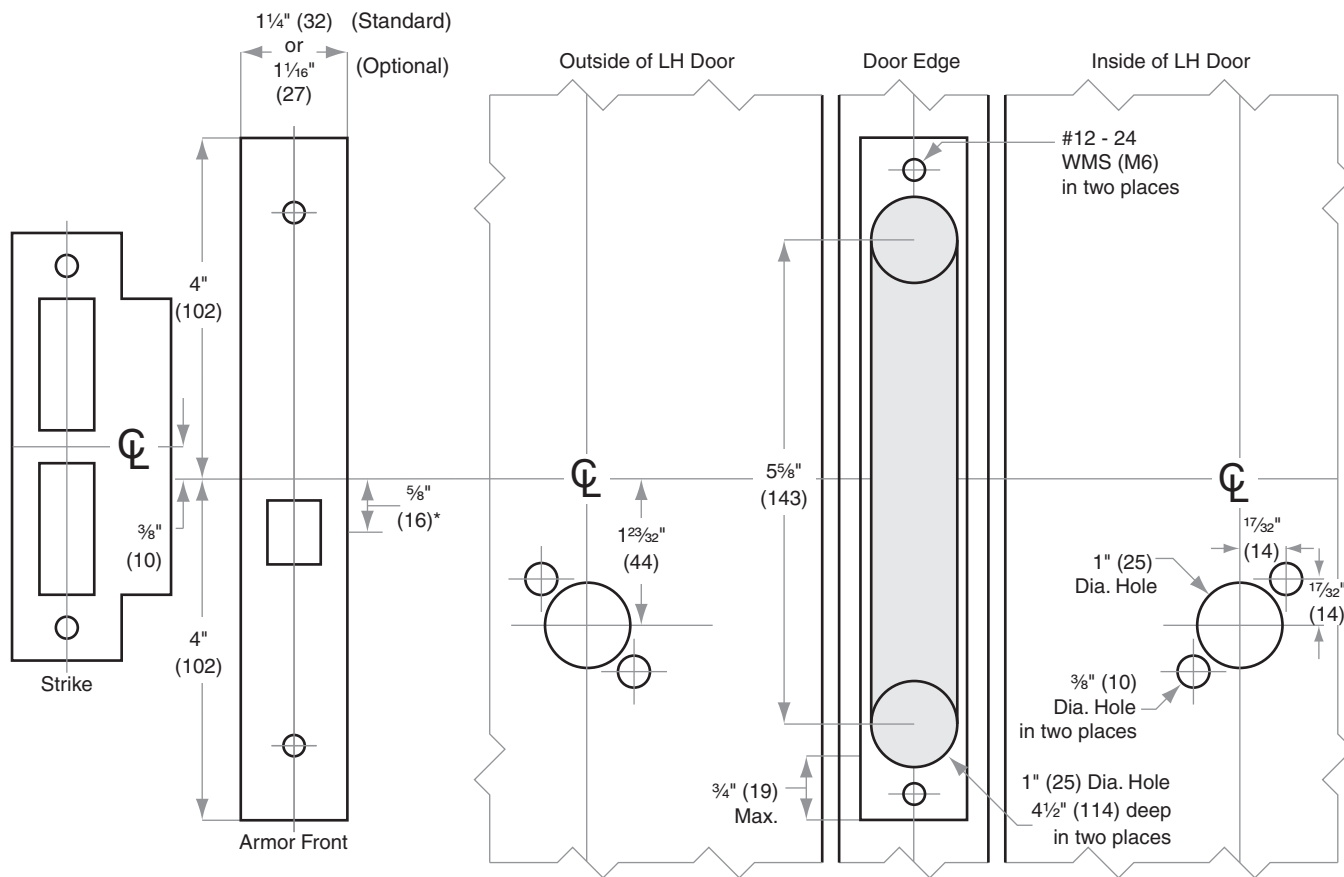
Model L9010, L9110

Door Type: Wood or composite, flat or beveled
 Trim: Rose

This template should not be used for HSLR trim. Use template L965 for HSLR trim.

For Case and Strike dimensions, see Template L1

Left Hand (LH) Door Shown



*Centerline of Armor Front to Centerline of Latch dimension

Dimensions shown in parentheses () are in millimeters.

© 2019 Allegion
 L892 Rev.08/19
 us.allegion.com

DRAWING IS NOT TO SCALE!
Customer service: 877-671-7011
We can help you find the correct guide for your product and application!

Door preparation template

L892



L/LV/LM/LMV-Series

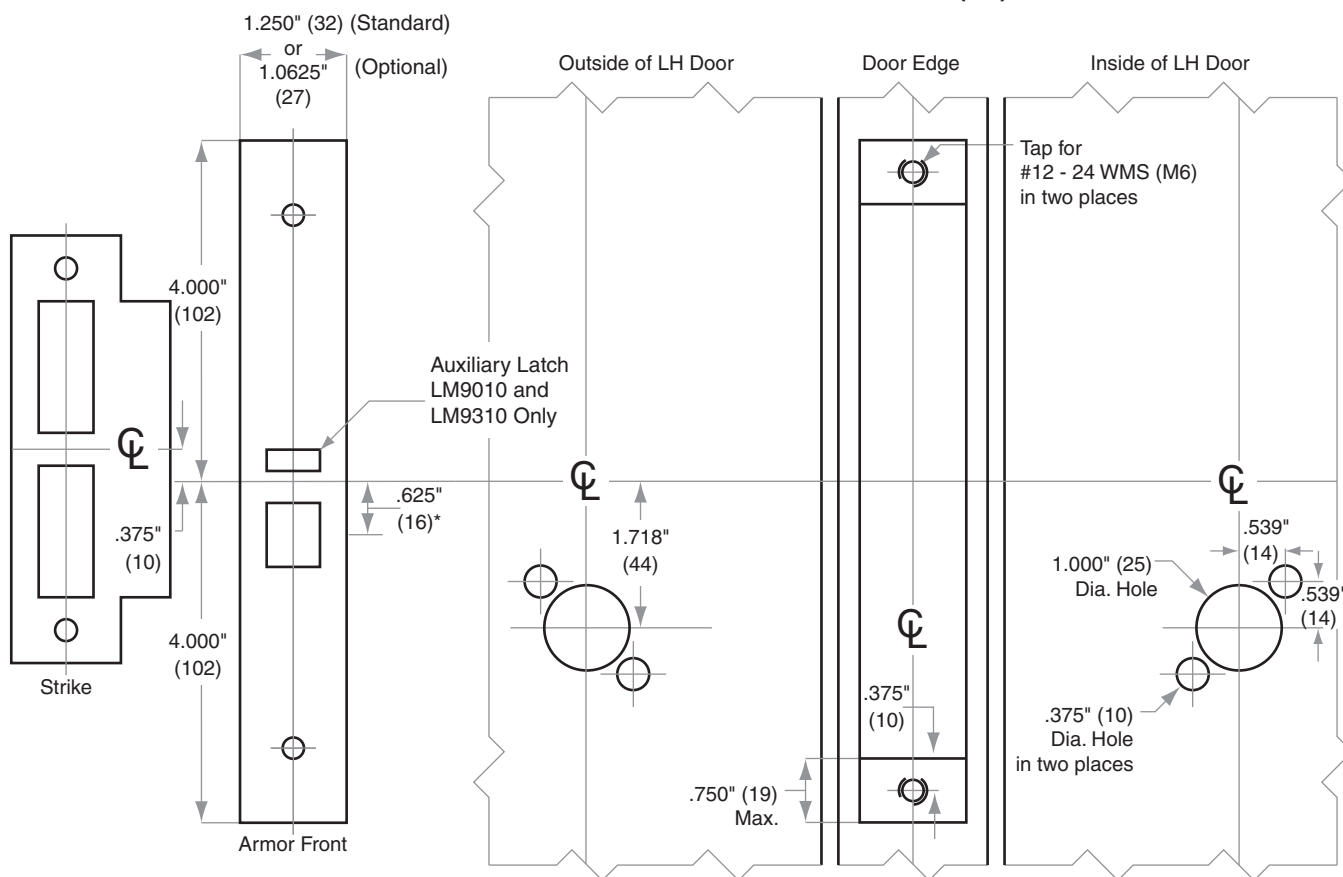
Model L9010, L9110, LM9310

Door Type: Metal, flat or beveled
 Trim: Rose

This template should not be used for HSLR trim. Use template L966 for HSLR trim.

For Case and Strike dimensions, see Template L1

Left Hand (LH) Door Shown



*Centerline of Armor Front to Centerline of Latch dimension

Dimensions shown in parentheses () are in millimeters.

© 2019 Allegion
 L893 Rev.08/19
 us.allegion.com

DRAWING IS NOT TO SCALE!
Customer service: 877-671-7011
We can help you find the correct guide for your product and application!

Door preparation template
L893



L/LV/LM/LMV-Series

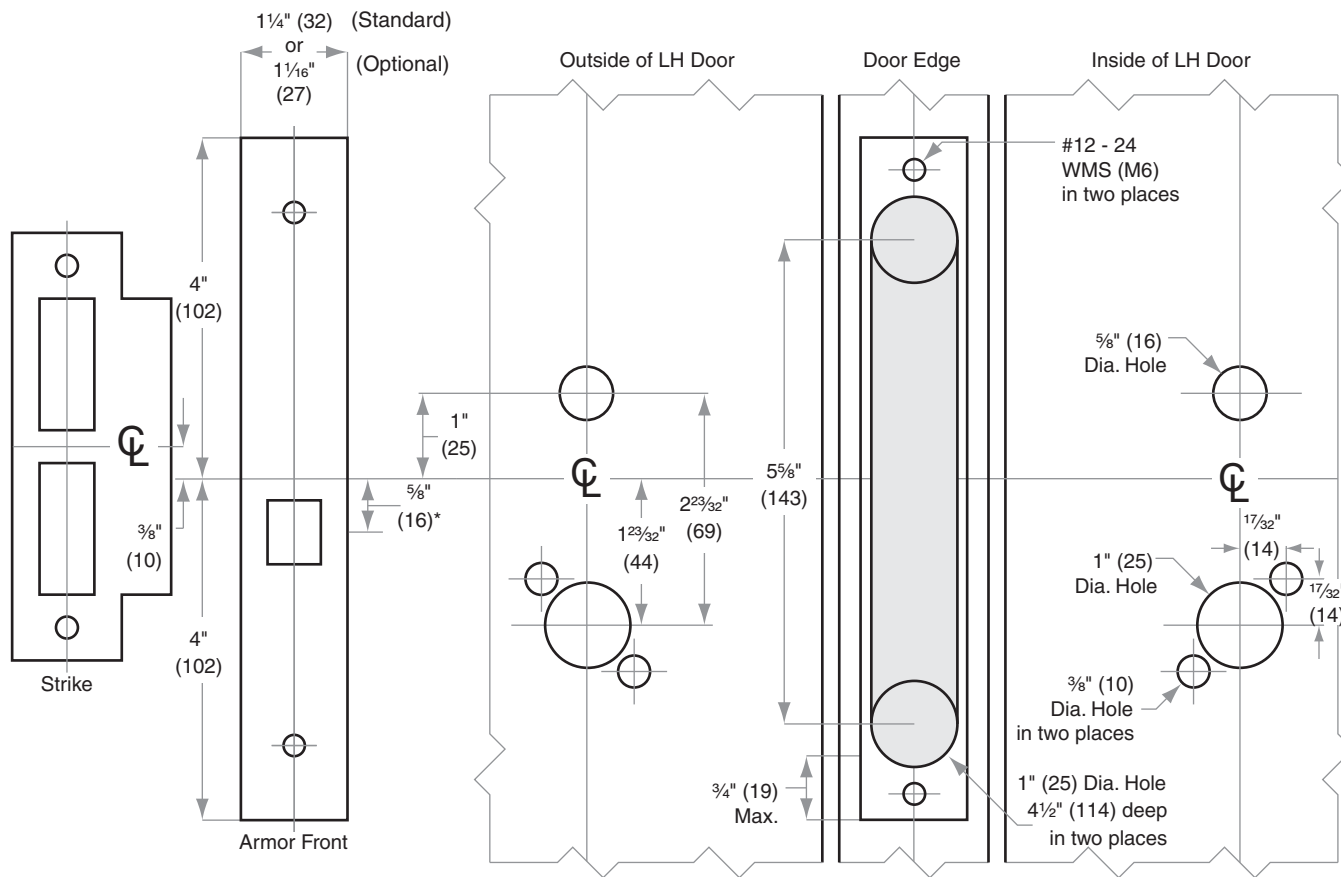
Model L/LV9040, L/LV9044, L/LV9440, L/LV9444

Door Type: Wood or composite, flat or beveled
 Trim: Rose

This template should not be used for HSLR trim. Use template L965 for HSLR trim.

For Case and Strike dimensions, see Template L1

Left Hand (LH) Door Shown



*Centerline of Armor Front to Centerline of Latch dimension

Dimensions shown in parentheses () are in millimeters.

© 2019 Allegion
 L894 Rev.08/19
 us.allegion.com

DRAWING IS NOT TO SCALE!
 Customer service: 877-671-7011
 We can help you find the correct guide for
 your product and application!

Door preparation template

L894



L/LV/LM/LMV-Series

Model L/LV9040, L/LV9044, L/LV9440, L/LV9444

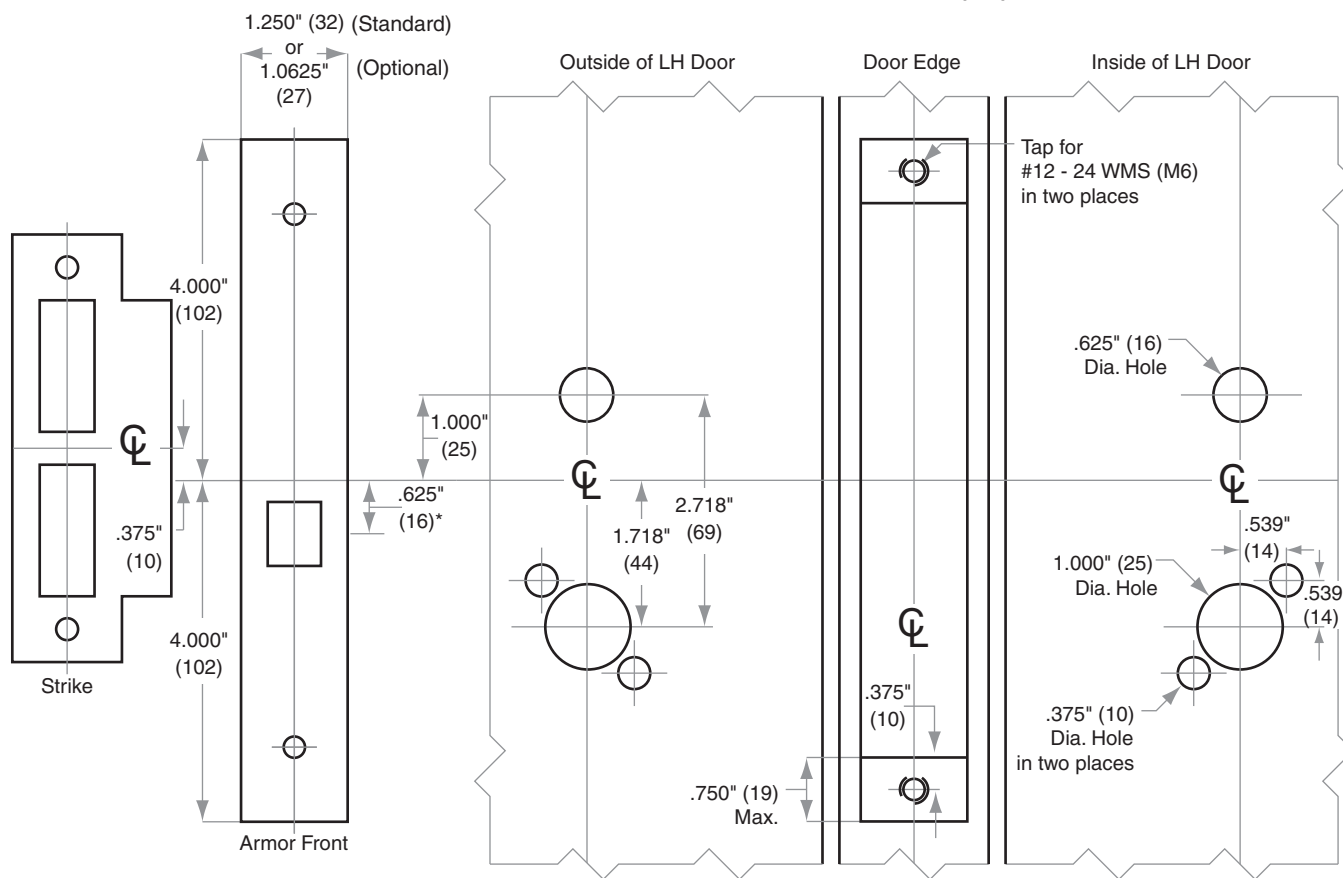
Door Type: Metal flat or beveled

Trim: Rose

This template should not be used for HSLR trim. Use template L966 for HSLR trim.

For Case and Strike dimensions, see Template L1

Left Hand (LH) Door Shown



*Centerline of Armor Front to Centerline of Latch dimension

Dimensions shown in parentheses () are in millimeters.

© 2019 Allegion
L895 Rev.08/19
us.allegion.com

DRAWING IS NOT TO SCALE!
Customer service: 877-671-7011
We can help you find the correct guide for your product and application!

Door preparation template

L895



L/LV/LM/LMV-Series

Model L/LV9050, L/LV9056, L/LV9453, L/LV9456, L9473, L/LV9480, L/LV9485

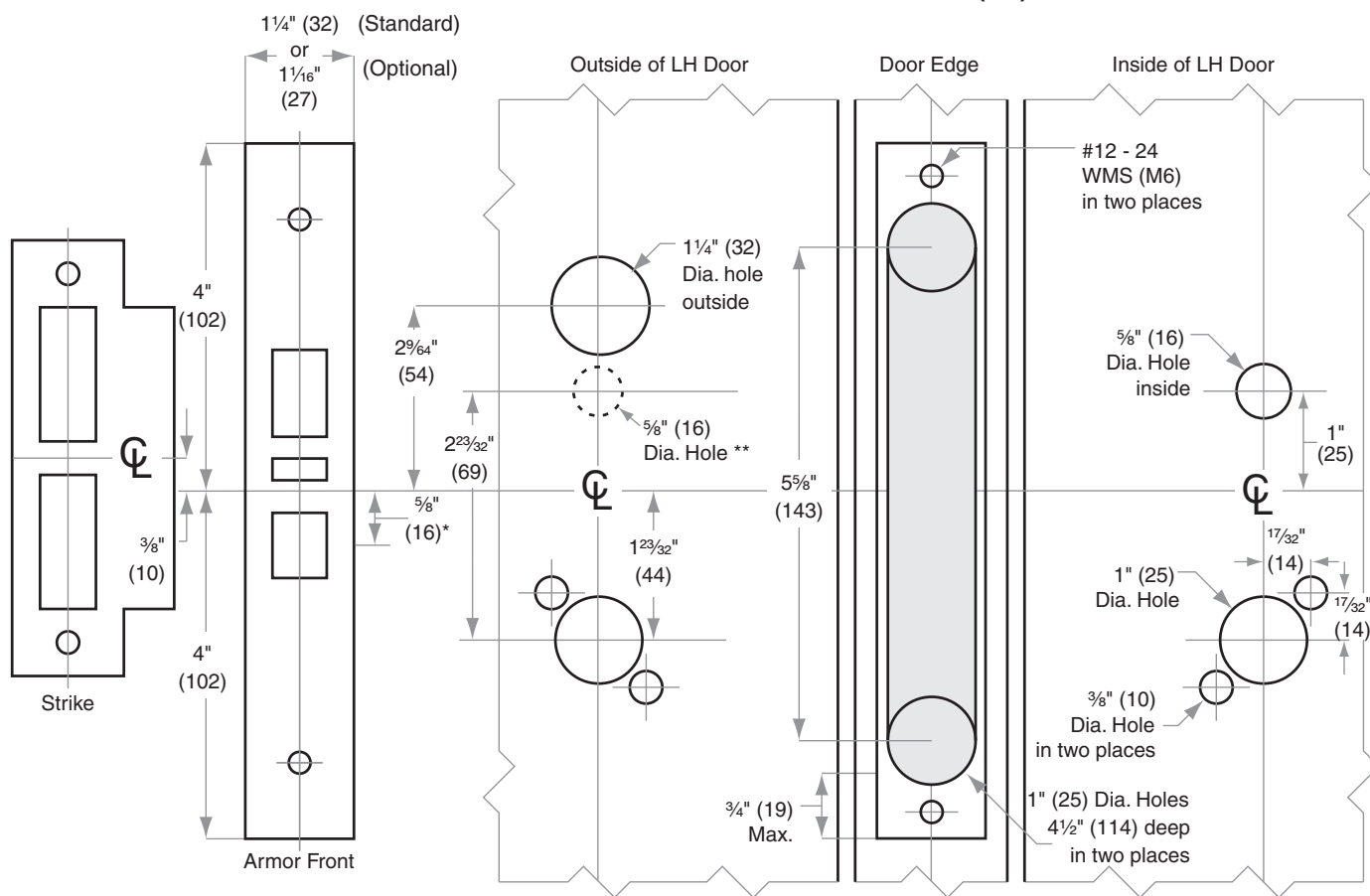
Door Type: Wood or composite, flat or beveled

Trim: Rose

This template should not be used for HSLR trim. Use template L965 for HSLR trim.

For Case and Strike dimensions, see Template L1

Left Hand (LH) Door Shown



* Centerline of Armor Front to Centerline of Latch dimension

** Additional preparation for L283-721, L283-722, L283-723, L283-724

Dimensions shown in parentheses () are in millimeters.

© 2019 Allegion
L896 Rev.08/19
us.allegion.com

DRAWING IS NOT TO SCALE!

Customer service: 877-671-7011

We can help you find the correct guide for your product and application!

Door preparation template

L896



L/LV/LM/LMV-Series

Model L/LV/LM/LMV9050, L/LV/LM/LMV9056, L/LV9453, L/LV9456, L9473, L/LV9480, L/LV9485, LM/LMV9350, LM/LMV9356

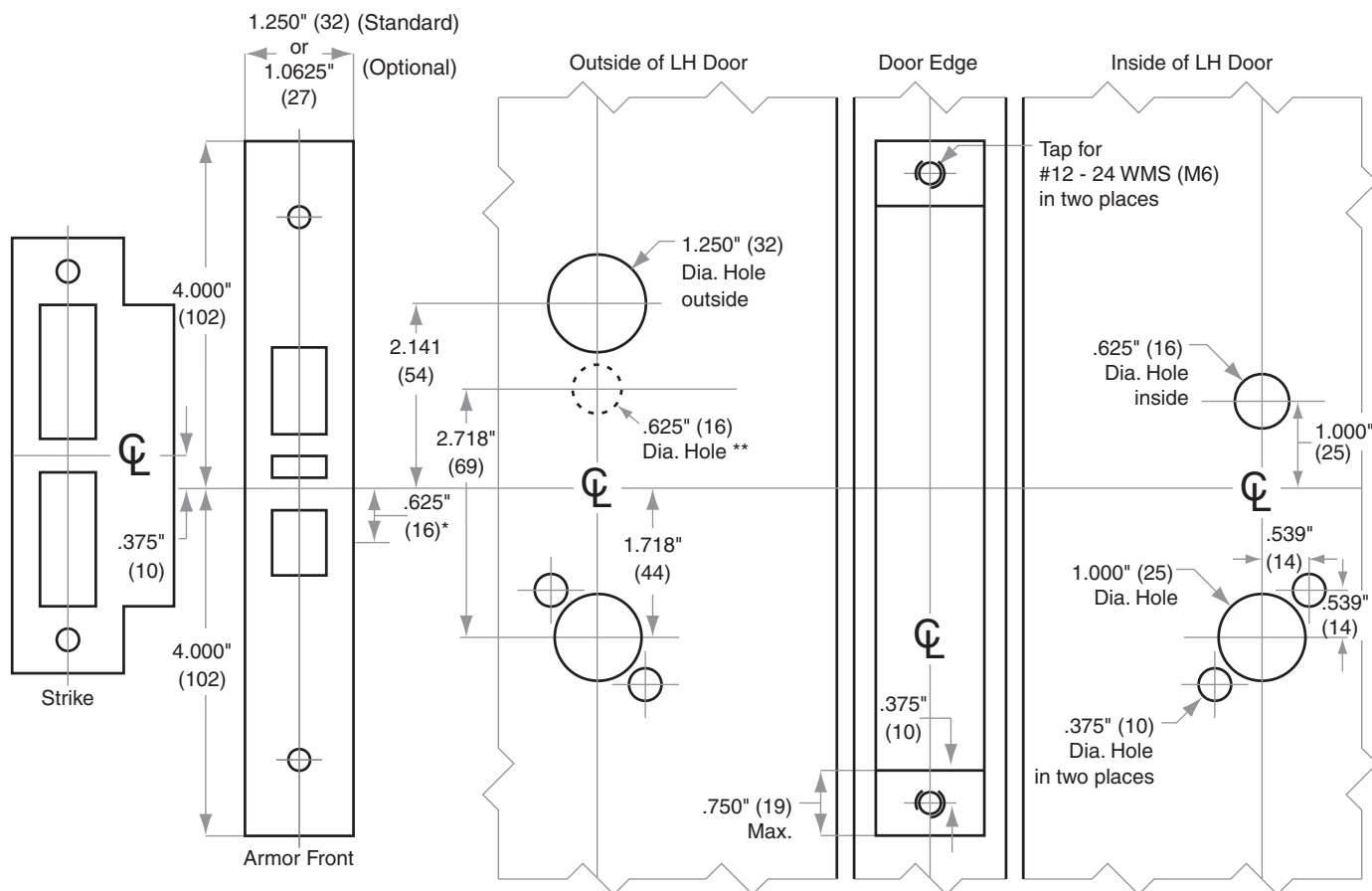
Door Type: Metal, flat or beveled

Trim: Rose

This template should not be used for HSLR trim. Use template L966 for HSLR trim.

For Case and Strike dimensions, see Template L1

Left Hand (LH) Door Shown



* Centerline of Armor Front to Centerline of Latch dimension
 ** Additional preparation for L283-721, L283-722, L283-723, L283-724

Dimensions shown in parentheses () are in millimeters.

© 2019 Allegion
 L897 Rev.08/19
 us.allegion.com

DRAWING IS NOT TO SCALE!
Customer service: 877-671-7011

We can help you find the correct guide for your product and application!

Door preparation template

L897



L/LV/LM/LMV-Series

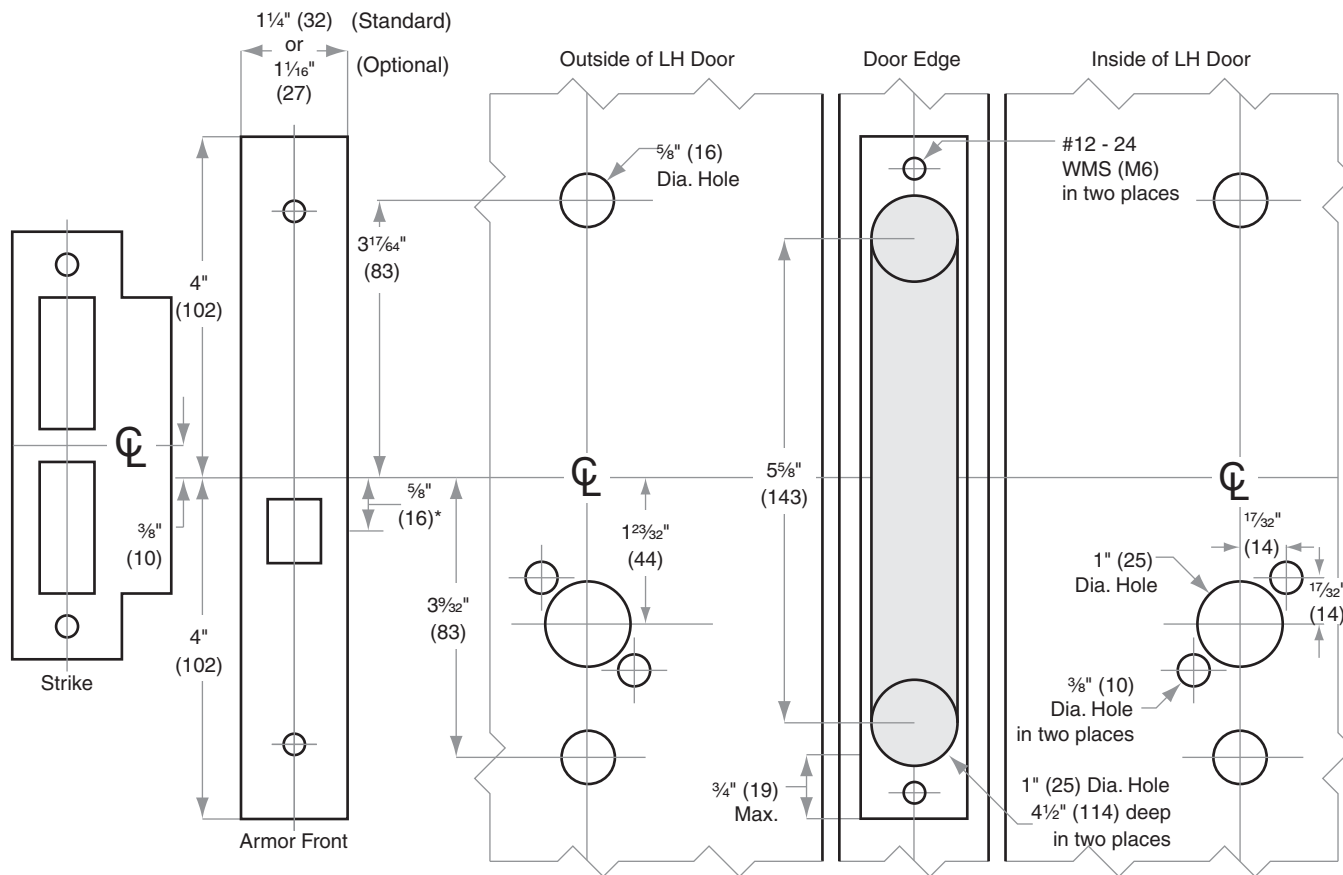
Model L9010, L9110

Door Type: Wood or composite, flat or beveled
 Trim: Escutcheon

This template should not be used for HSLR trim. Use template L965 for HSLR trim.

For Case and Strike dimensions, see Template L1

Left Hand (LH) Door Shown



*Centerline of Armor Front to Centerline of Latch dimension

Dimensions shown in parentheses () are in millimeters.

© 2019 Allegion
 L898 Rev.08/19
 us.allegion.com

DRAWING IS NOT TO SCALE!
Customer service: 877-671-7011

We can help you find the correct guide for your product and application!

Door preparation template

L898



L/LV/LM/LMV-Series

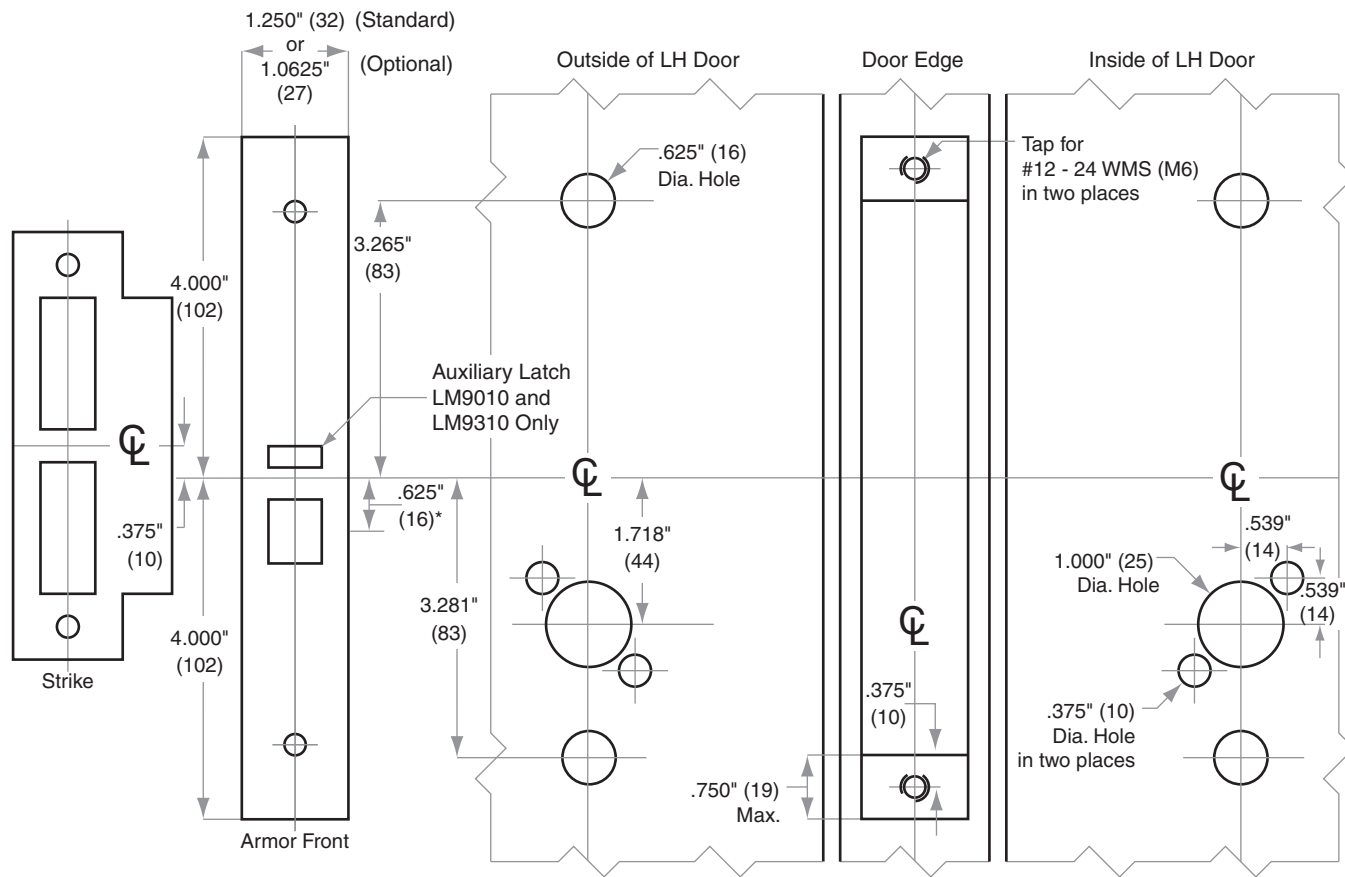
Model L9010, L9110, LM9310

Door Type: Metal, flat or beveled
 Trim: Escutcheon

This template should not be used for HSLR trim. Use template L966 for HSLR trim.

For Case and Strike dimensions, see Template L1

Left Hand (LH) Door Shown



*Centerline of Armor Front to Centerline of Latch dimension

Dimensions shown in parentheses () are in millimeters.

© 2019 Allegion
 L899 Rev.08/19
 us.allegion.com

DRAWING IS NOT TO SCALE!
Customer service: 877-671-7011

We can help you find the correct guide for your product and application!

Door preparation template

L899



L/LV/LM/LMV-Series

Model L/LV9040, L/LV9440, L/LV9444

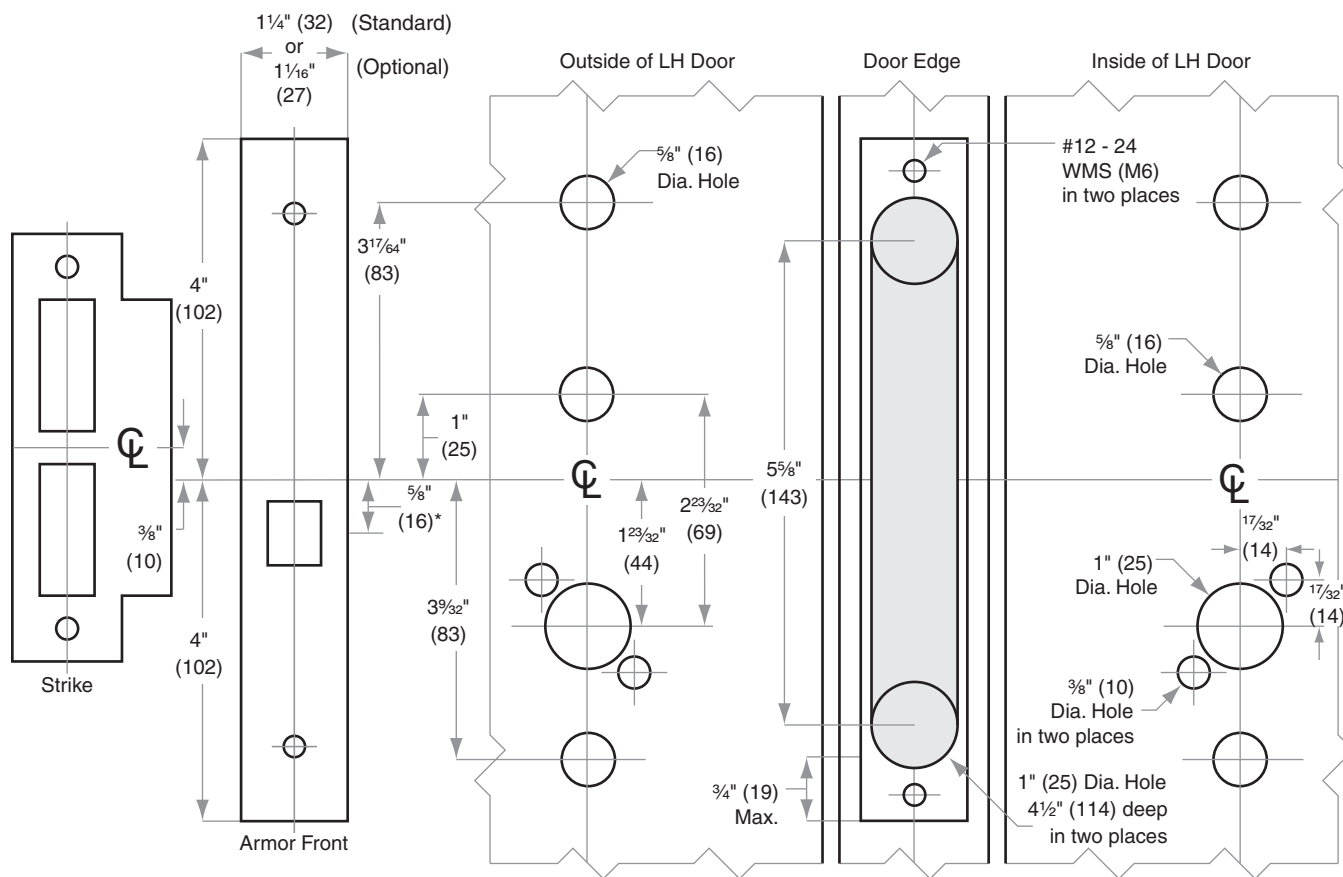
Door Type: Wood or composite, flat or beveled

Trim: Escutcheon

This template should not be used for HSLR trim. Use template L965 for HSLR trim.

For Case and Strike dimensions, see Template L1

Left Hand (LH) Door Shown



*Centerline of Armor Front to Centerline of Latch dimension

Dimensions shown in parentheses () are in millimeters.

© 2019 Allegion
L900 Rev.08/19
us.allegion.com

DRAWING IS NOT TO SCALE!

Customer service: 877-671-7011

We can help you find the correct guide for your product and application!

Door preparation template

L900



L/LV/LM/LMV-Series

Model L/LV9040, L/LV9440, L/LV9444

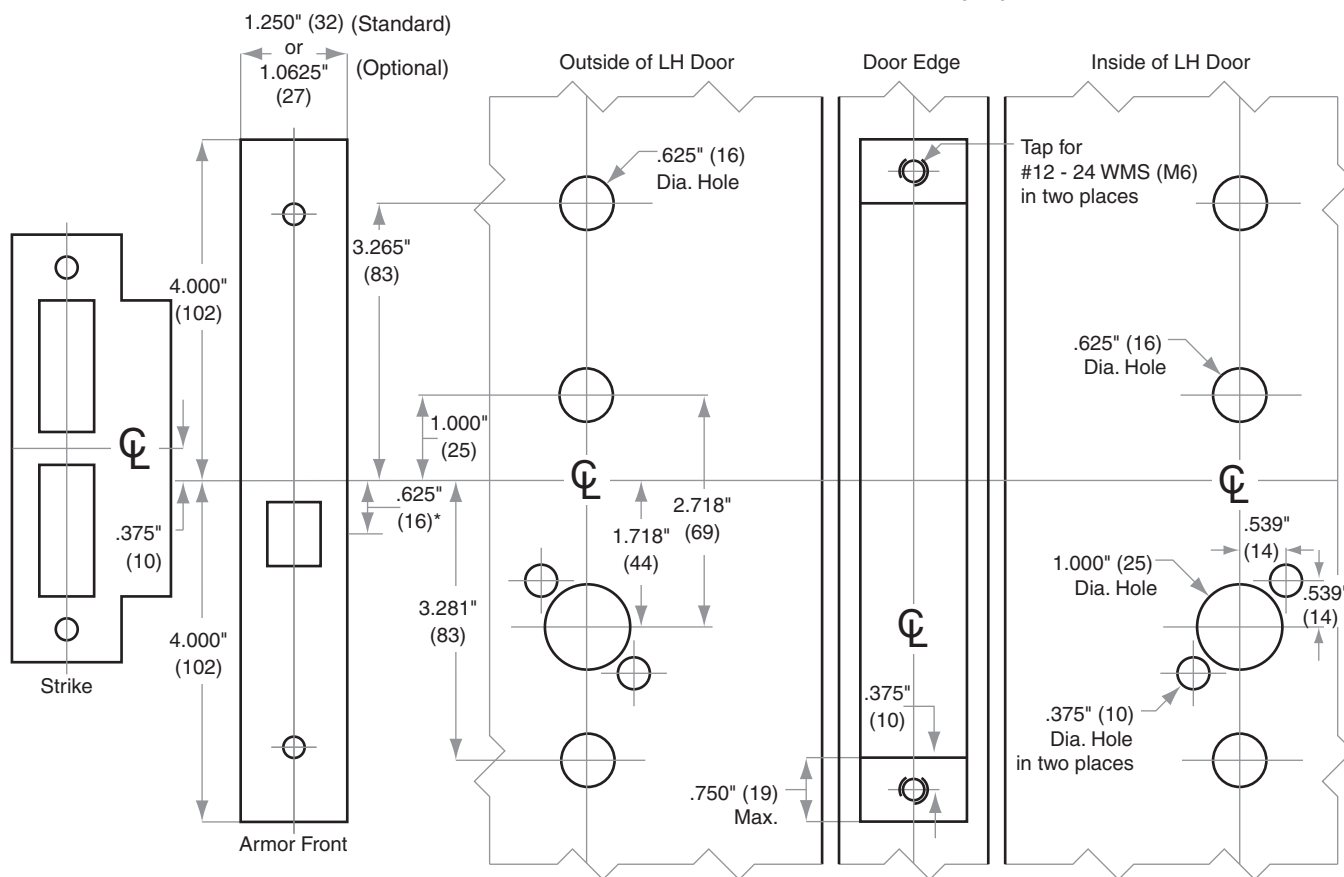
Door Type: Metal, flat or beveled

Trim: Escutcheon

This template should not be used for HSLR trim. Use template L966 for HSLR trim.

For Case and Strike dimensions, see Template L1

Left Hand (LH) Door Shown



*Centerline of Armor Front to Centerline of Latch dimension

Dimensions shown in parentheses () are in millimeters.

© 2019 Allegion
L901 Rev.08/19
us.allegion.com

DRAWING IS NOT TO SCALE!

Customer service: 877-671-7011

We can help you find the correct guide for your product and application!

Door preparation template

L901



L/LV/LM/LMV-Series

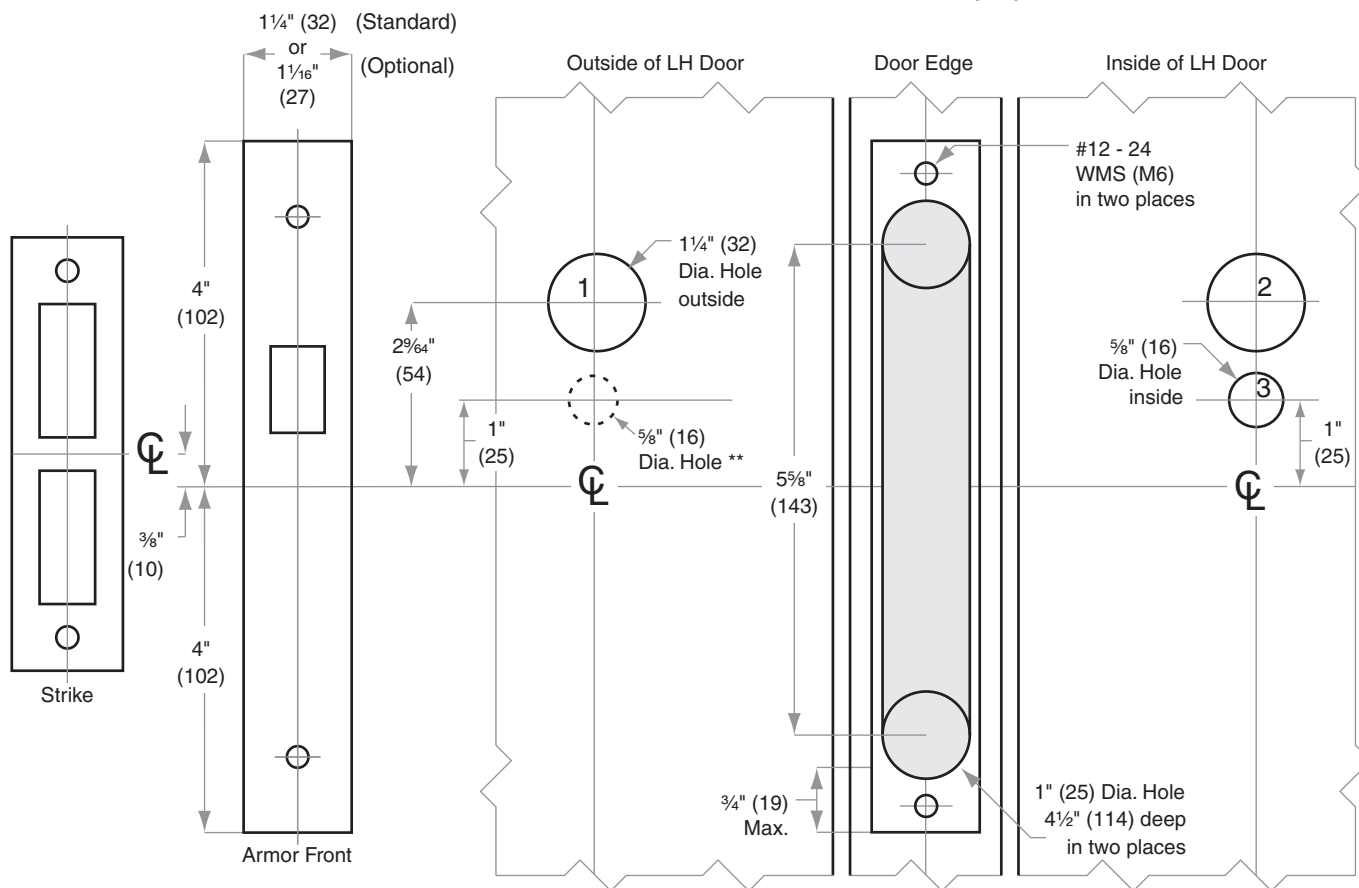
Model L9460, L9462, L9463, L9464

Door Type: Wood or composite, flat or beveled
 Trim: Deadbolt

For Case dimensions, see Template L1

FUNCTION	DRILL HOLE		
	1	2	3
L9460	X		X
L9462, L9463	X	X	***
L9464	X		

Left Hand (LH) Door Shown



- * Centerline of Armor Front to Centerline of Latch dimension
- ** Additional preparation for L283-721, L283-722, L283-723, L283-724
- *** Additional preparation for L283-711, L283-712, L283-713, L283-714

Dimensions shown in parentheses () are in millimeters.

© 2019 Allegion
 L902 Rev.08/19
 us.allegion.com

DRAWING IS NOT TO SCALE!
Customer service: 877-671-7011

We can help you find the correct guide for your product and application!

Door preparation template

L902



L/LV/LM/LMV-Series

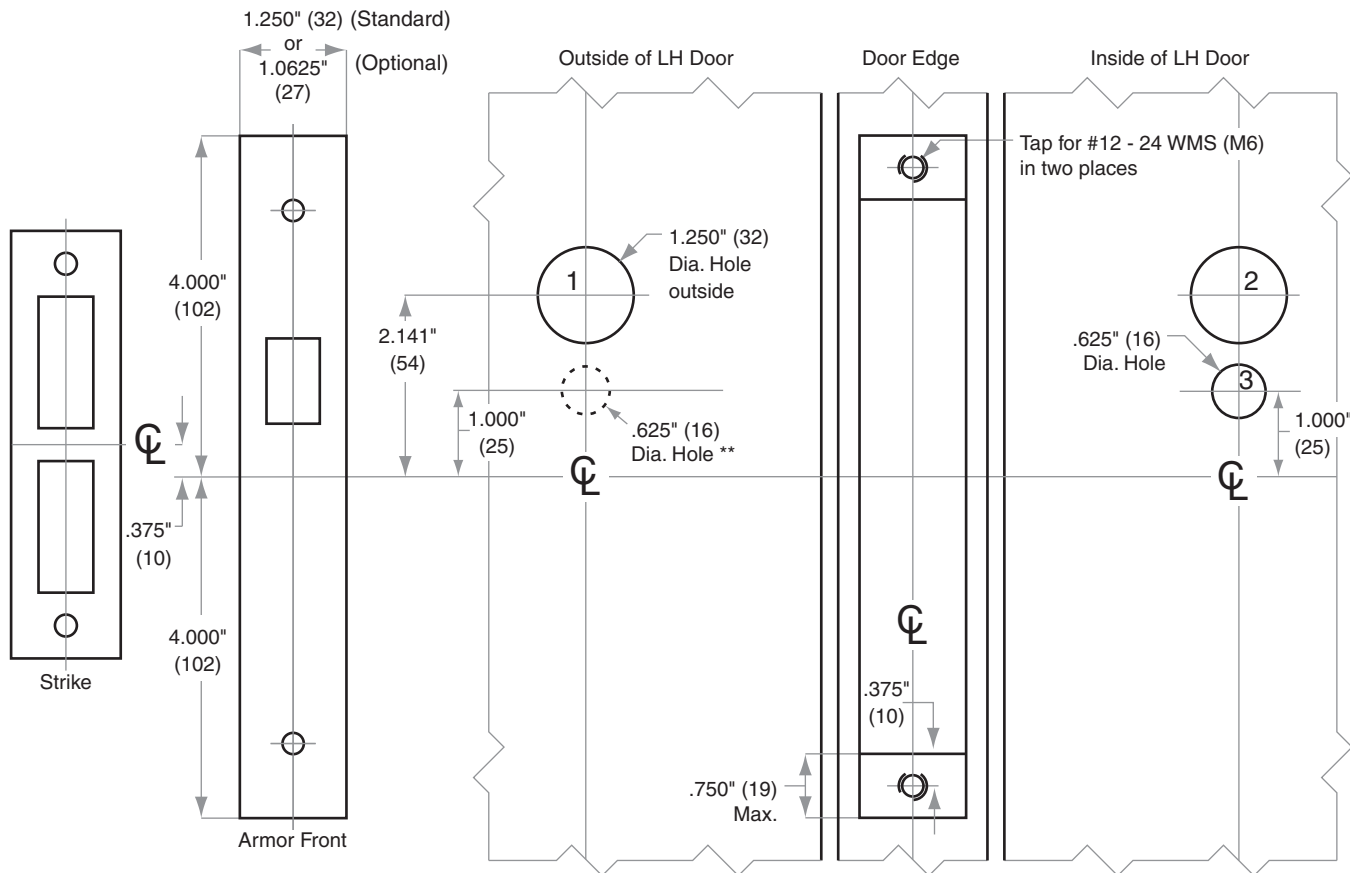
Model L9460, L9462, L9463, L9464

Door Type: Metal, flat or beveled
 Trim: Deadbolt

For Case and Strike dimensions, see Template L1

FUNCTION	DRILL HOLE		
	1	2	3
L9460	X		X
L9462, L9463	X	X	***
L9464	X		

Left Hand (LH) Door Shown



* Centerline of Armor Front to Centerline of Latch dimension
 ** Additional preparation for L283-721, L283-722, L283-723, L283-724
 *** Additional preparation for L283-711, L283-712, L283-713, L283-714

Dimensions shown in parentheses () are in millimeters.

© 2019 Allegion
 L903 Rev.08/19
 us.allegion.com

DRAWING IS NOT TO SCALE!
Customer service: 877-671-7011
We can help you find the correct guide for your product and application!

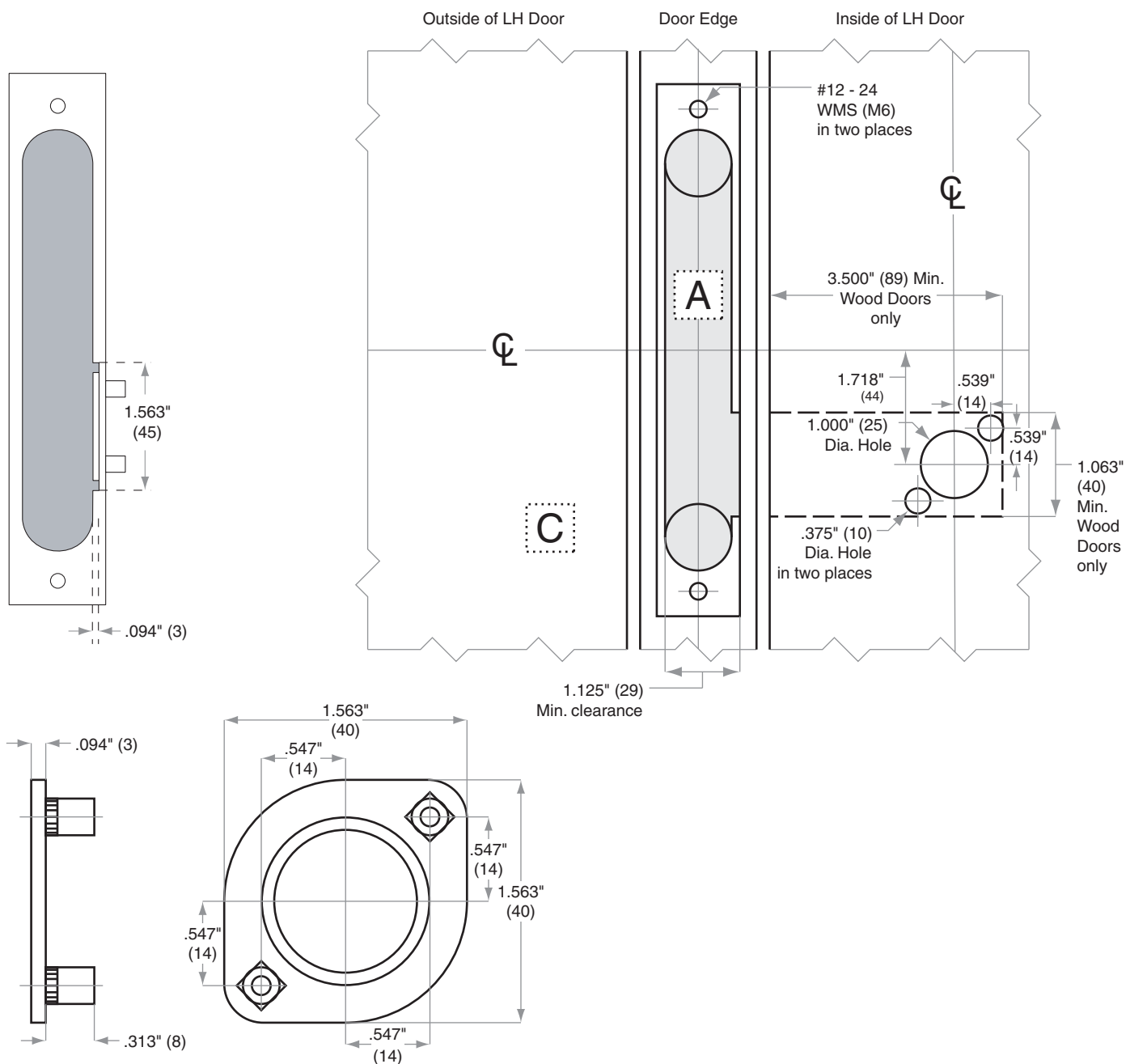
Door preparation template
L903



L/LV/LM/LMV-Series

Model L283-150

Door Type: Any
 Trim: Mounting plate, rose, one side only



Dimensions shown in parentheses () are in millimeters.

© 2019 Allegion
 L904 Rev.08/19
 us.allegion.com

DRAWING IS NOT TO SCALE!
Customer service: 877-671-7011

We can help you find the correct guide for your product and application!

Door preparation template

L904



L/LV/LM/LMV-Series

Model L/LV9070, L/LV9076, L/LV9080,
L/LV9080EL/EU, L9465

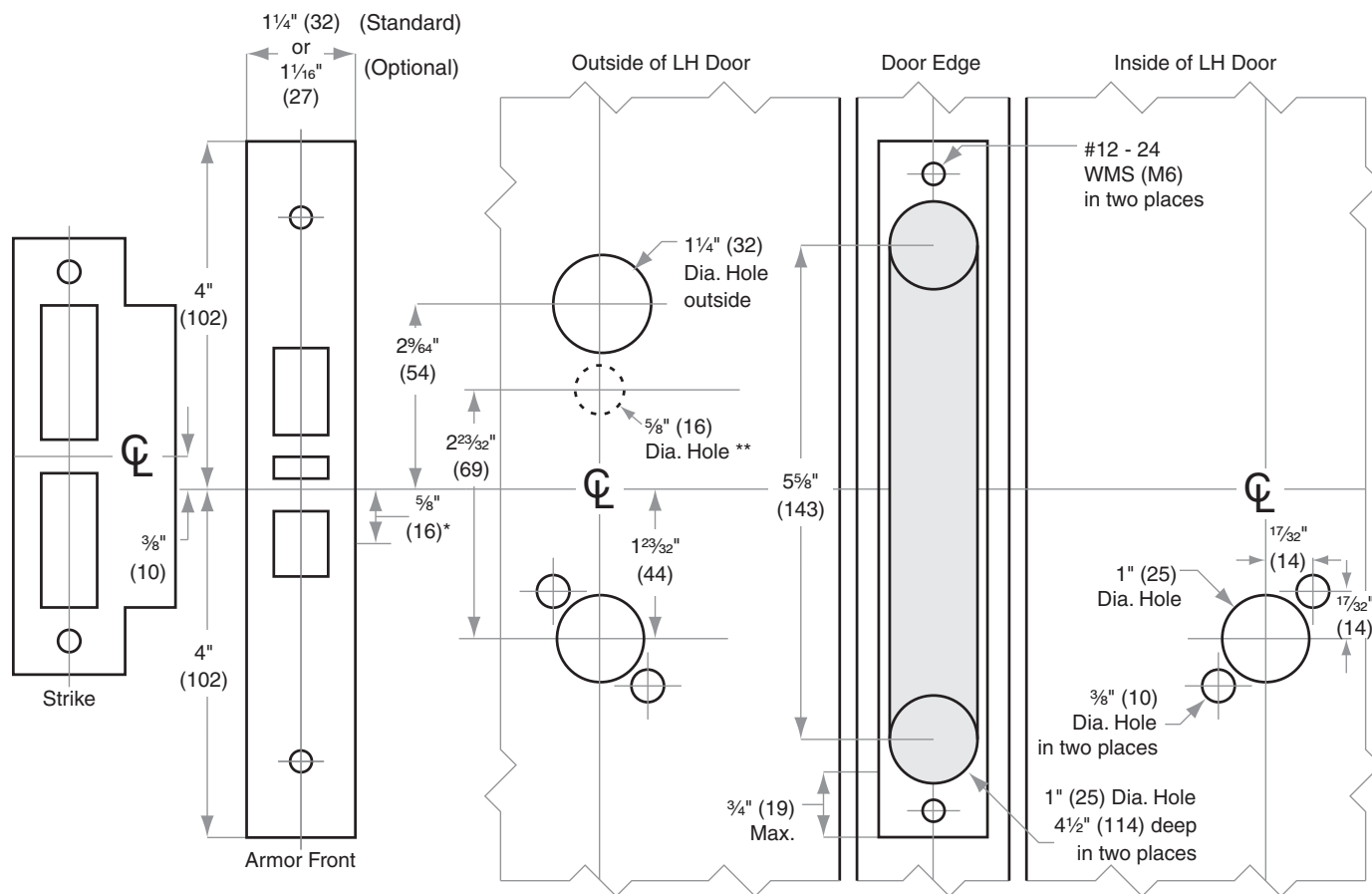
Door Type: Wood or composite, flat or beveled

Trim: Rose

This template should not be used for HSLR trim. Use template L965 for HSLR trim.

For Case and Strike dimensions, see Template L1
Refer to Template L1 for information to prepare the door for wire routing

Left Hand (LH) Door Shown



* Centerline of Armor Front to Centerline of Latch dimension
** Additional preparation for L283-721, L283-722, L283-723, L283-724

Dimensions shown in parentheses () are in millimeters.

© 2019 Allegion
L905 Rev.08/19
us.allegion.com

DRAWING IS NOT TO SCALE!
Customer service: 877-671-7011

We can help you find the correct guide for your product and application!

Door preparation template

L905



L/LV/LM/LMV-Series

Model L/LV9070, L/LV9076, L/LV9080,
L/LV9080EL/EU, L9465, LM/LMV9370, LM/LMV9380

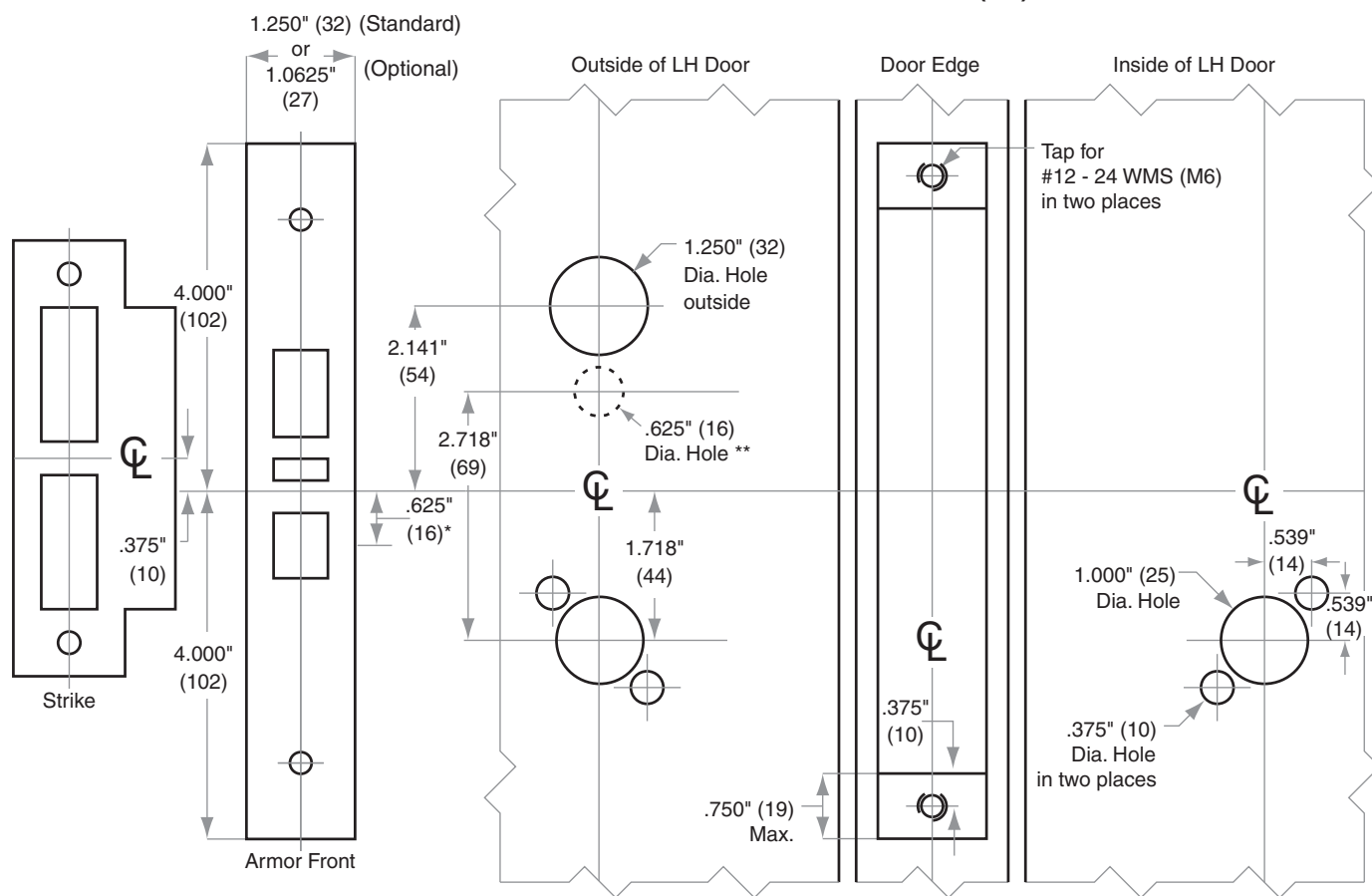
Door Type: Metal, flat or beveled

Trim: Rose

This template should not be used for HSLR trim. Use template L966 for HSLR trim.

**For Case and Strike dimensions, see Template L1
Refer to Template L1 for information to prepare
the door for wire routing**

Left Hand (LH) Door Shown



* Centerline of Armor Front to Centerline of Latch dimension
** Additional preparation for L283-721, L283-722, L283-723, L283-724

Dimensions shown in parentheses () are in millimeters.

© 2019 Allegion
L906 Rev.08/19
us.allegion.com

DRAWING IS NOT TO SCALE!
Customer service: 877-671-7011
**We can help you find the correct guide for
your product and application!**

Door preparation template

L906



L/LV/LM/LMV-Series

Model L/LV9070, L/LV9076, L/LV9080,
L/LV9080EL/EU, L9465

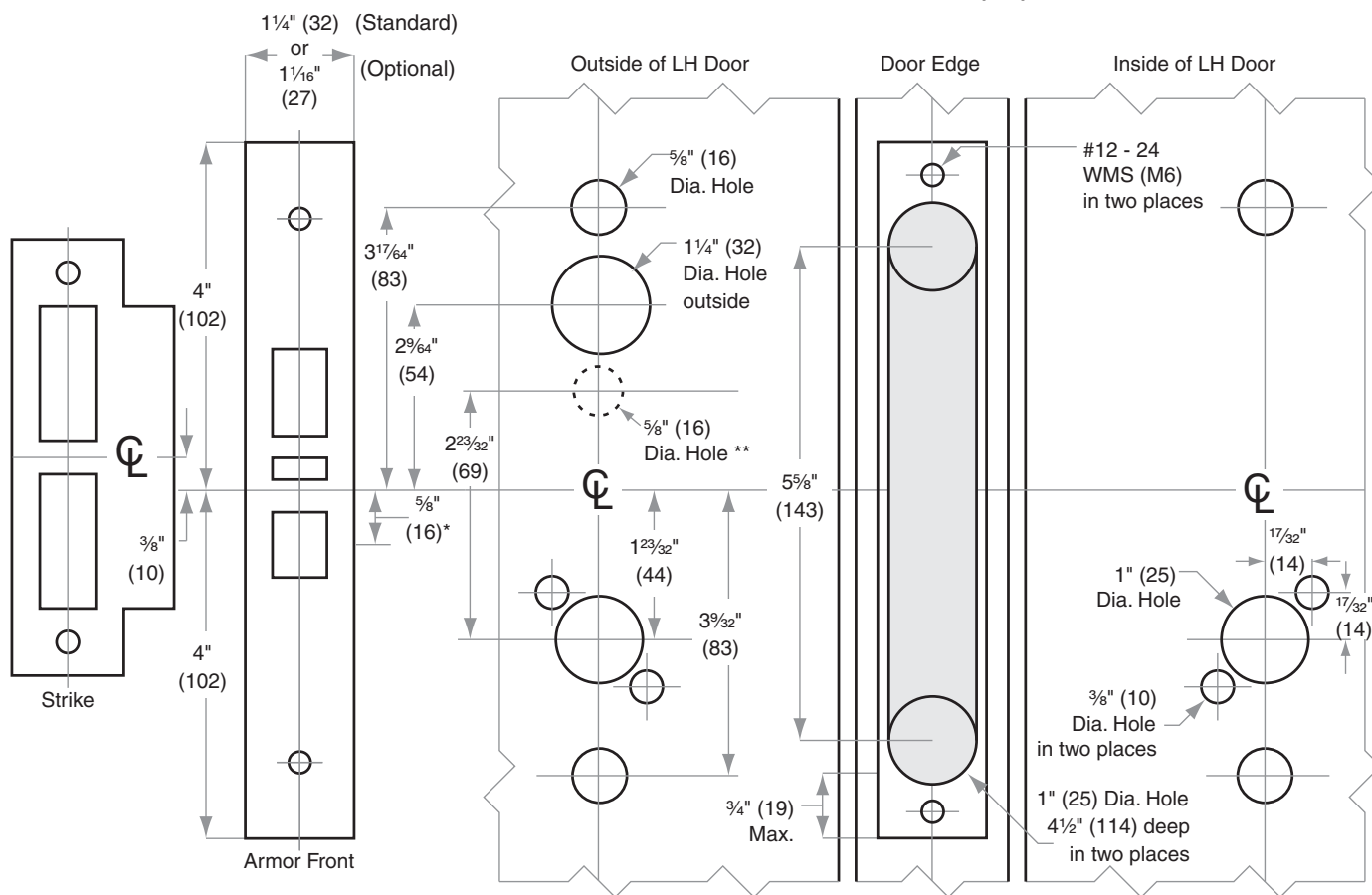
Door Type: Wood or composite, flat or beveled

Trim: Escutcheon

This template should not be used for HSLR trim. Use template L965 for HSLR trim.

For Case and Strike dimensions, see Template L1
Refer to Template L1 for information to prepare the door for wire routing

Left Hand (LH) Door Shown



* Centerline of Armor Front to Centerline of Latch dimension
** Additional preparation for L283-721, L283-722, L283-723, L283-724

Dimensions shown in parentheses () are in millimeters.

© 2019 Allegion
L907 Rev.08/19
us.allegion.com

DRAWING IS NOT TO SCALE!
Customer service: 877-671-7011

We can help you find the correct guide for your product and application!

Door preparation template

L907



L/LV/LM/LMV-Series

Model L/LV9070, L/LV9076, L/LV9080, L/LV9080EL/EU, L9465, LM/LMV9370, LM/LMV9380

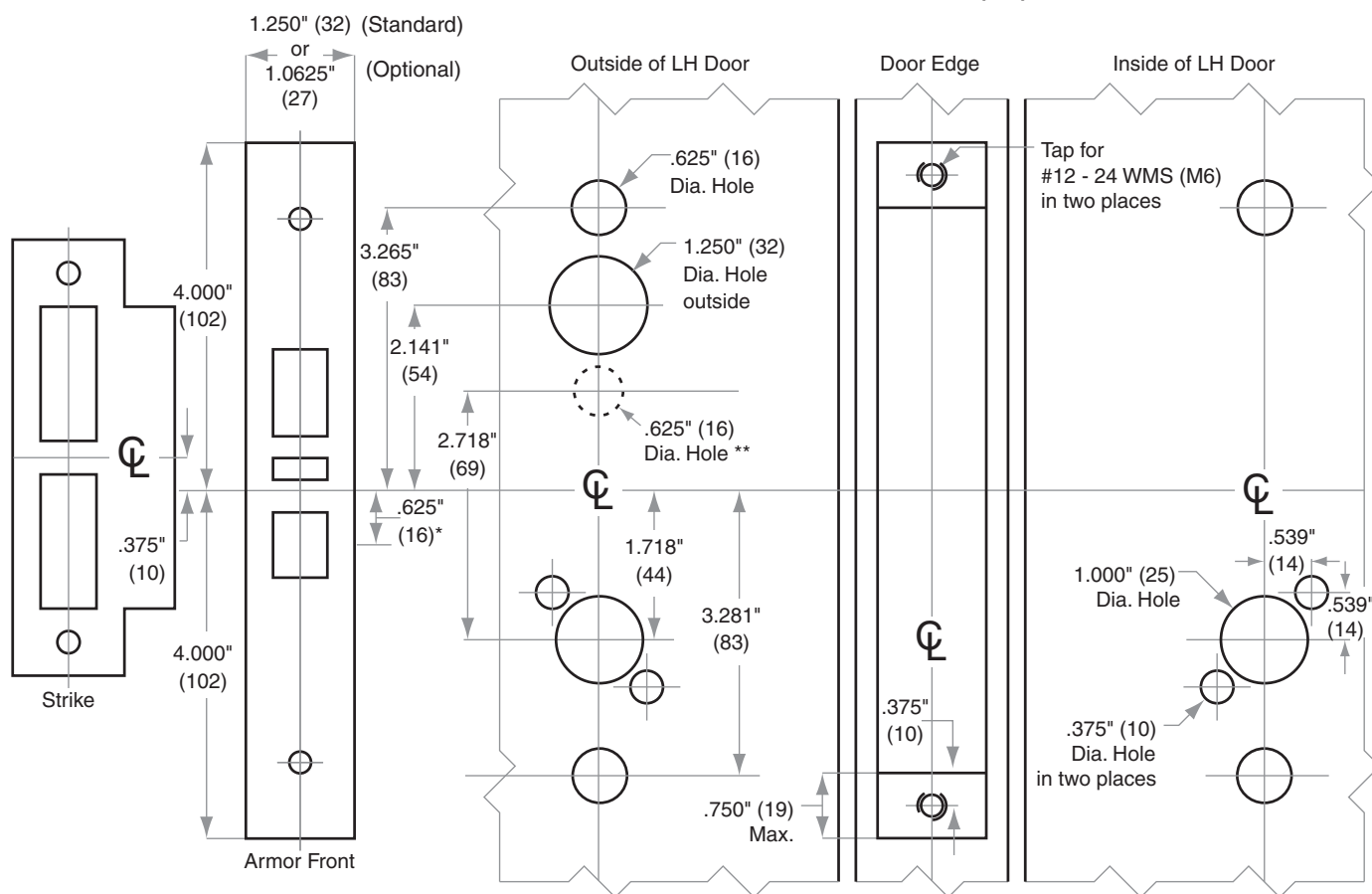
Door Type: Metal, flat or beveled

Trim: Escutcheon

This template should not be used for HSLR trim. Use template L966 for HSLR trim.

For Case and Strike dimensions, see Template L1
Refer to Template L1 for information to prepare the door for wire routing

Left Hand (LH) Door Shown



* Centerline of Armor Front to Centerline of Latch dimension

** Additional preparation for L283-721, L283-722, L283-723, L283-724

Dimensions shown in parentheses () are in millimeters.

© 2019 Allegion
 L908 Rev.08/19
 us.allegion.com

DRAWING IS NOT TO SCALE!

Customer service: 877-671-7011

We can help you find the correct guide for your product and application!

Door preparation template

L908



L/LV/LM/LMV-Series

Model L460, L462, L463, L464, L480, L496

Door Type: Wood or composite, flat or beveled

Trim: Small case deadbolt

For case and strike dimensions, see Template L2.

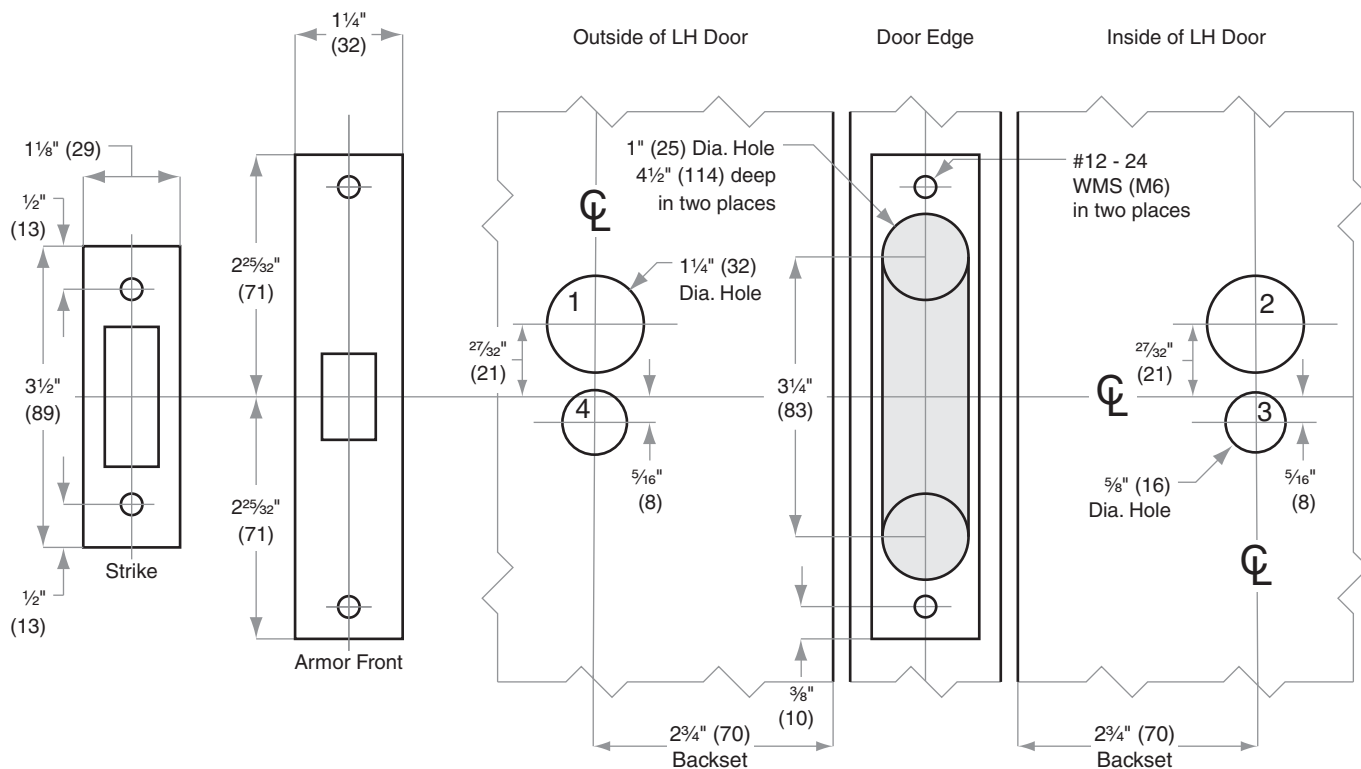
FUNCTION	DRILL			
	1	2	3	4
L460	X		X	**
L462, L463	X	X	***	**
L464	X			**
L480			X	
L496*	X		X	X

* Drill through-hole from 3 to 4 for L496

** Additional preparation for L283-721, L283-722, L283-723, L283-724

*** Additional preparation for L283-711, L283-712, L283-713, L283-714

Left Hand (LH) Door Shown



Dimensions shown in parentheses () are in millimeters.

© 2019 Allegion
L909 Rev.08/19
us.allegion.com

DRAWING IS NOT TO SCALE!
Customer service: 877-671-7011
We can help you find the correct guide for your product and application!

Door preparation template

L909



L/LV/LM/LMV-Series

Model L460, L462, L463, L464, L480, L496

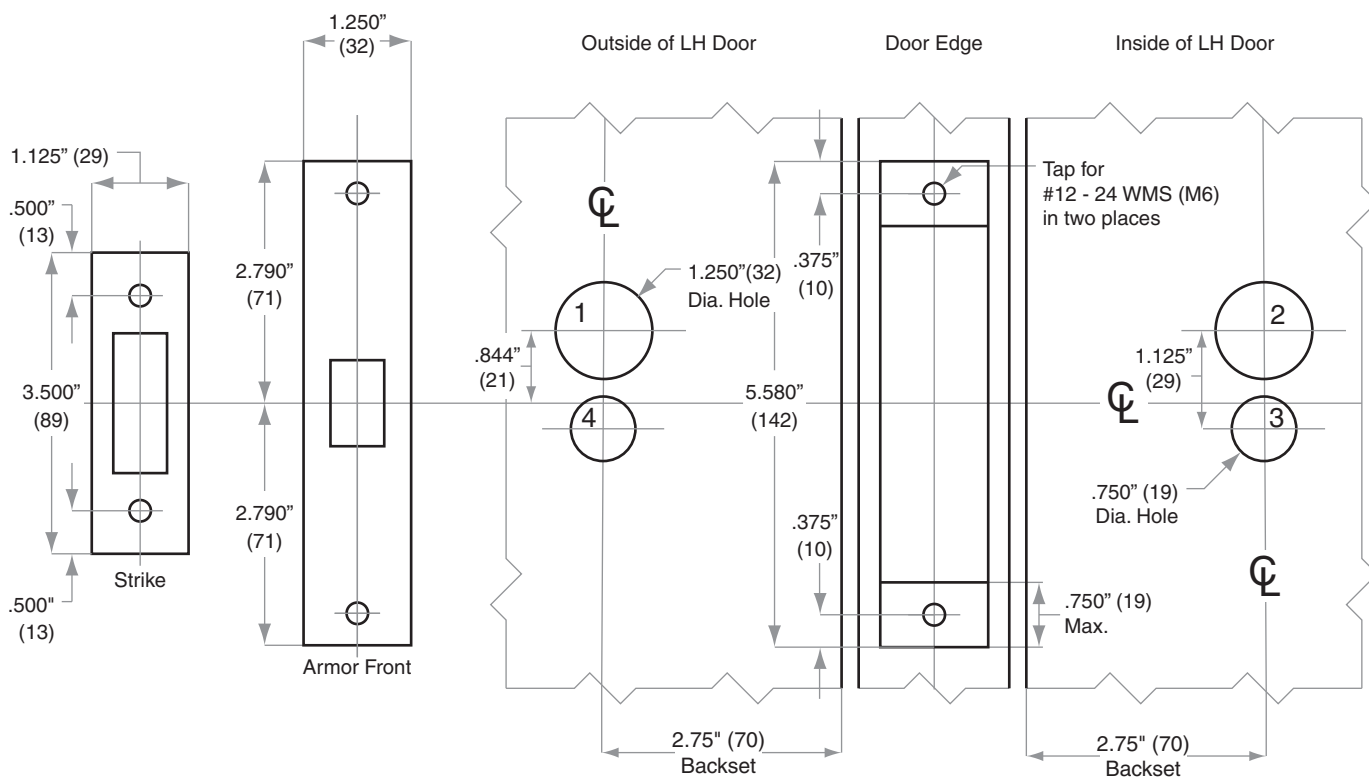
Door Type: Metal, flat or beveled
 Trim: Small case deadbolt

For case and strike dimensions, see Template L2.

FUNCTION	DRILL			
	1	2	3	4
L460	X		X	**
L462, L463	X	X	***	**
L464	X			**
L480			X	
L496*	X		X	X

* Drill through-hole from 3 to 4 for L496
 ** Additional preparation for L283-721, L283-722, L283-723, L283-724
 *** Additional preparation for L283-711, L283-712, L283-713, L283-714

Left Hand (LH) Door Shown



Dimensions shown in parentheses () are in millimeters.

© 2019 Allegion
 L910 Rev.08/19
 us.allegion.com

DRAWING IS NOT TO SCALE!
Customer service: 877-671-7011
We can help you find the correct guide for your product and application!

Door preparation template

L910



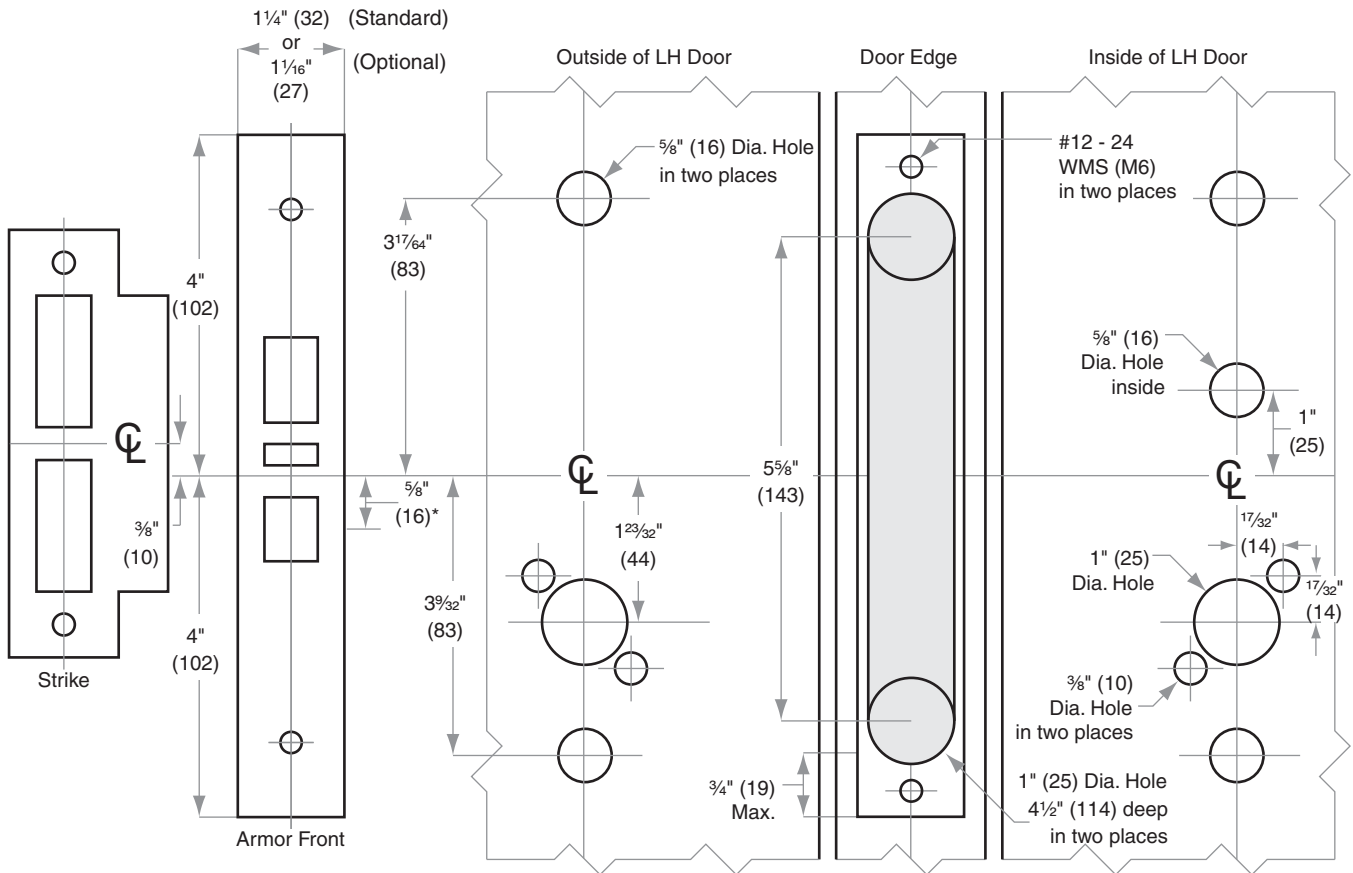
L/LV/LM/LMV-Series

Model L9412

Door Type: Wood or composite, flat or beveled
 Trim: Escutcheon

For Case and Strike dimensions, see Template L1

Left Hand (LH) Door Shown



*Centerline of Armor Front to Centerline of Latch dimension

Dimensions shown in parentheses () are in millimeters.

© 2019 Allegion
 L911 Rev.08/19
 us.allegion.com

DRAWING IS NOT TO SCALE!
Customer service: 877-671-7011

We can help you find the correct guide for your product and application!

Door preparation template

L911



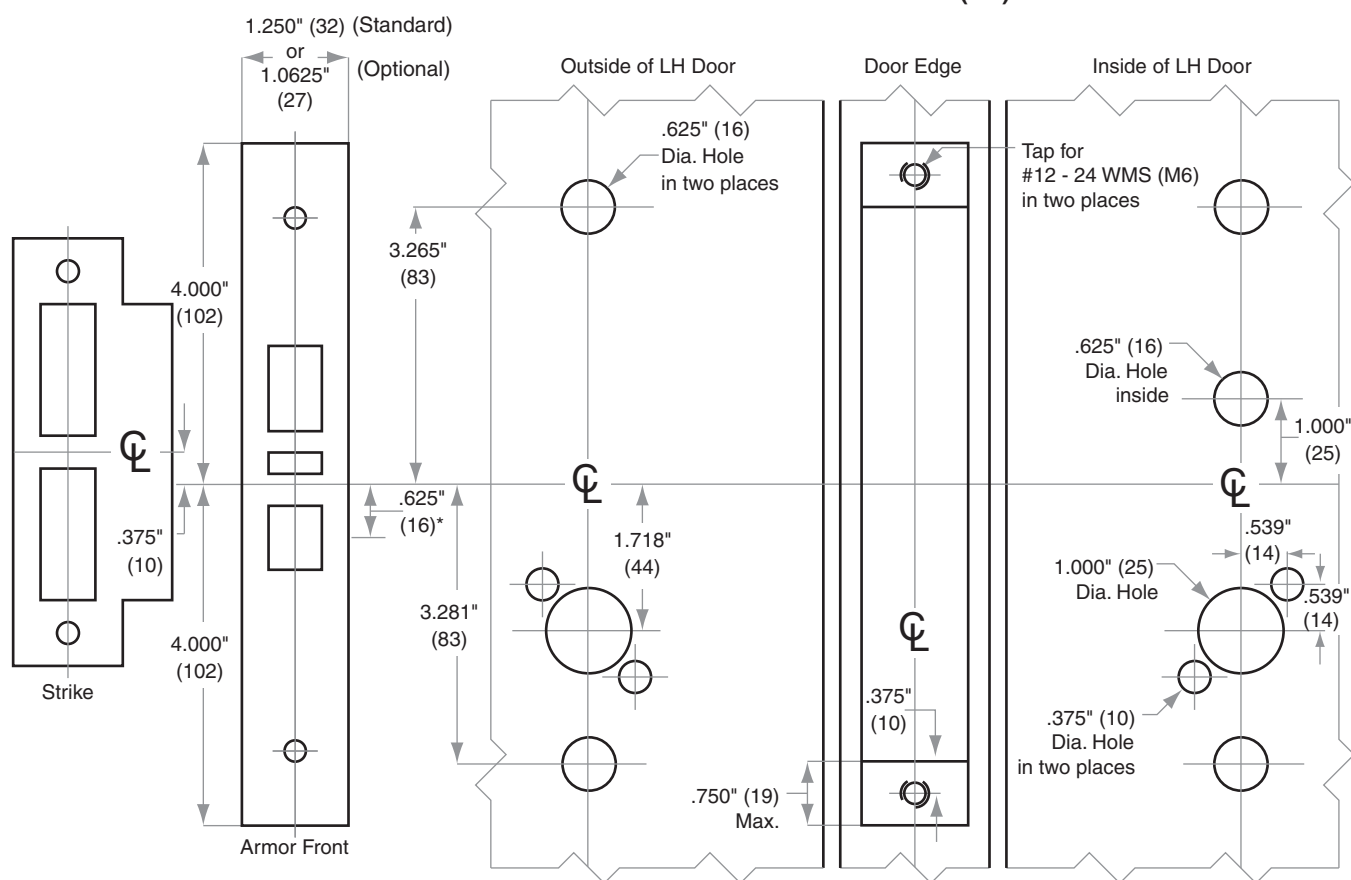
L/LV/LM/LMV-Series

Model L9412

Door Type: Metal, flat or beveled
 Trim: Escutcheon

For Case and Strike dimensions, see Template L1

Left Hand (LH) Door Shown



*Centerline of Armor Front to Centerline of Latch dimension

Dimensions shown in parentheses () are in millimeters.

© 2019 Allegion
 L912 Rev.08/19
 us.allegion.com

DRAWING IS NOT TO SCALE!
Customer service: 877-671-7011

We can help you find the correct guide for your product and application!

Door preparation template

L912



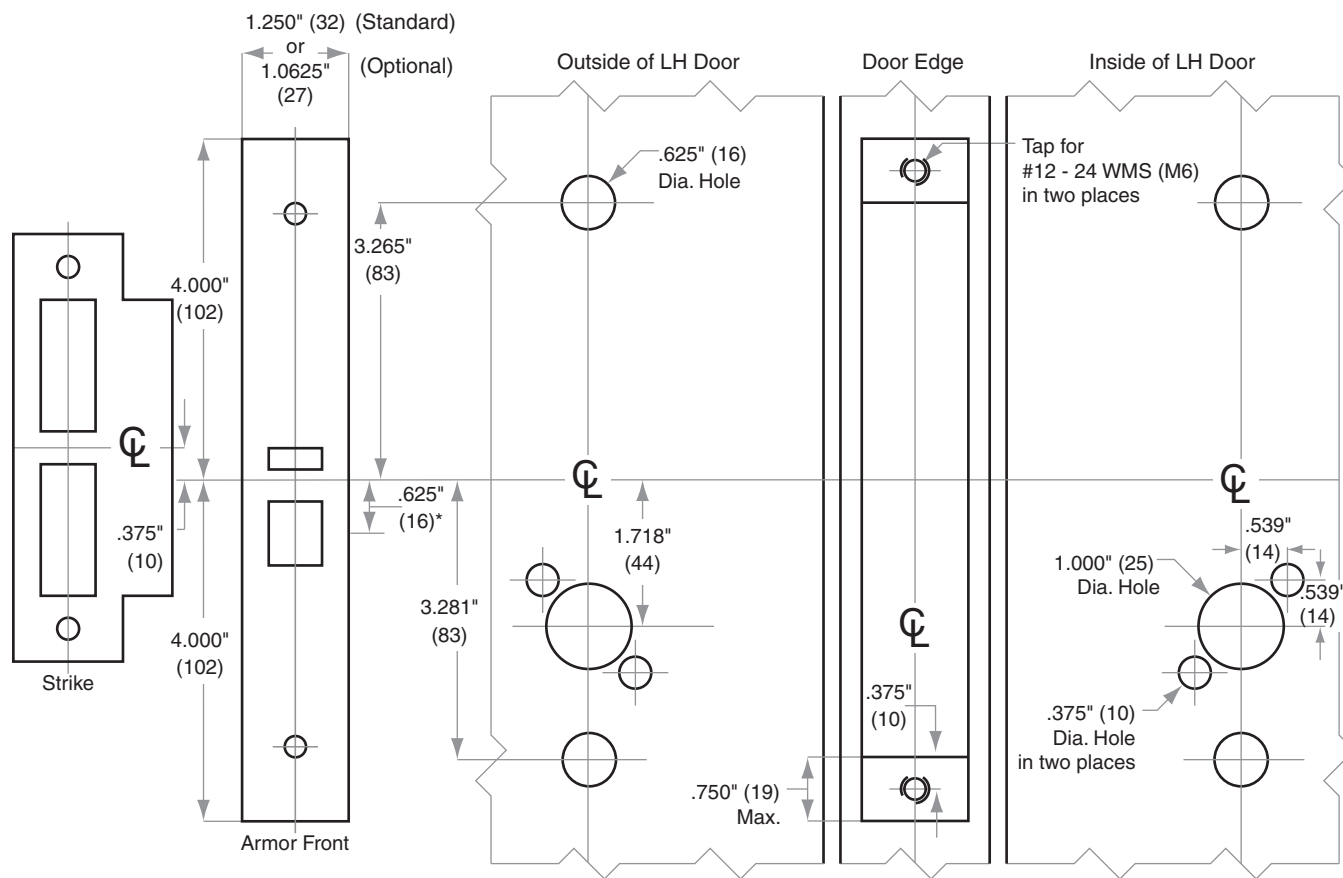
L/LV/LM/LMV-Series

Models L9090, L9091 Electrified Locks

Door Type: Metal, flat or beveled
Trim: Escutcheon

**For Case and Strike dimensions, see Template L1
Refer to Template L1 (revised October 2014 or
later) for information to prepare the door for
wire routing**

Left Hand (LH) Door Shown



*Centerline of Armor Front to Centerline of Latch dimension

Dimensions shown in parentheses () are in millimeters.

© 2019 Allegion
L915 Rev.08/19
us.allegion.com

DRAWING IS NOT TO SCALE!
Customer service: 877-671-7011

**We can help you find the correct guide for
your product and application!**

Door preparation template

L915



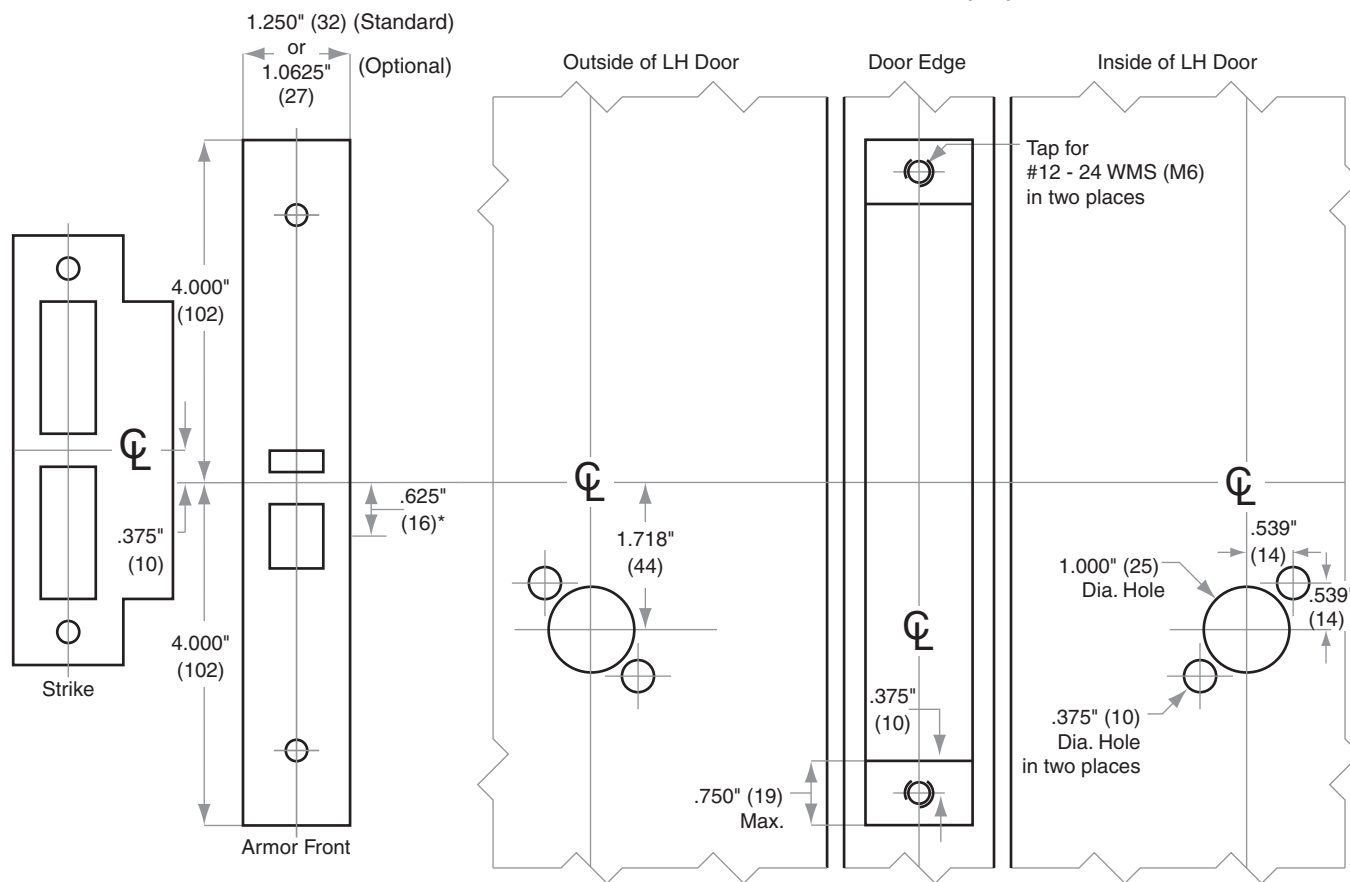
L/LV/LM/LMV-Series

Models L9090, L9091 Electrified Locks

Door Type: Metal, flat or beveled
Trim: Rose

**For Case and Strike dimensions, see Template L1
Refer to Template L1 (revised October 2014 or
later) for information to prepare the door for
wire routing**

Left Hand (LH) Door Shown



*Centerline of Armor Front to Centerline of Latch dimension

Dimensions shown in parentheses () are in millimeters.

© 2019 Allegion
L916 Rev.08/19
us.allegion.com

DRAWING IS NOT TO SCALE!
Customer service: 877-671-7011

**We can help you find the correct guide for
your product and application!**

Door preparation template

L916



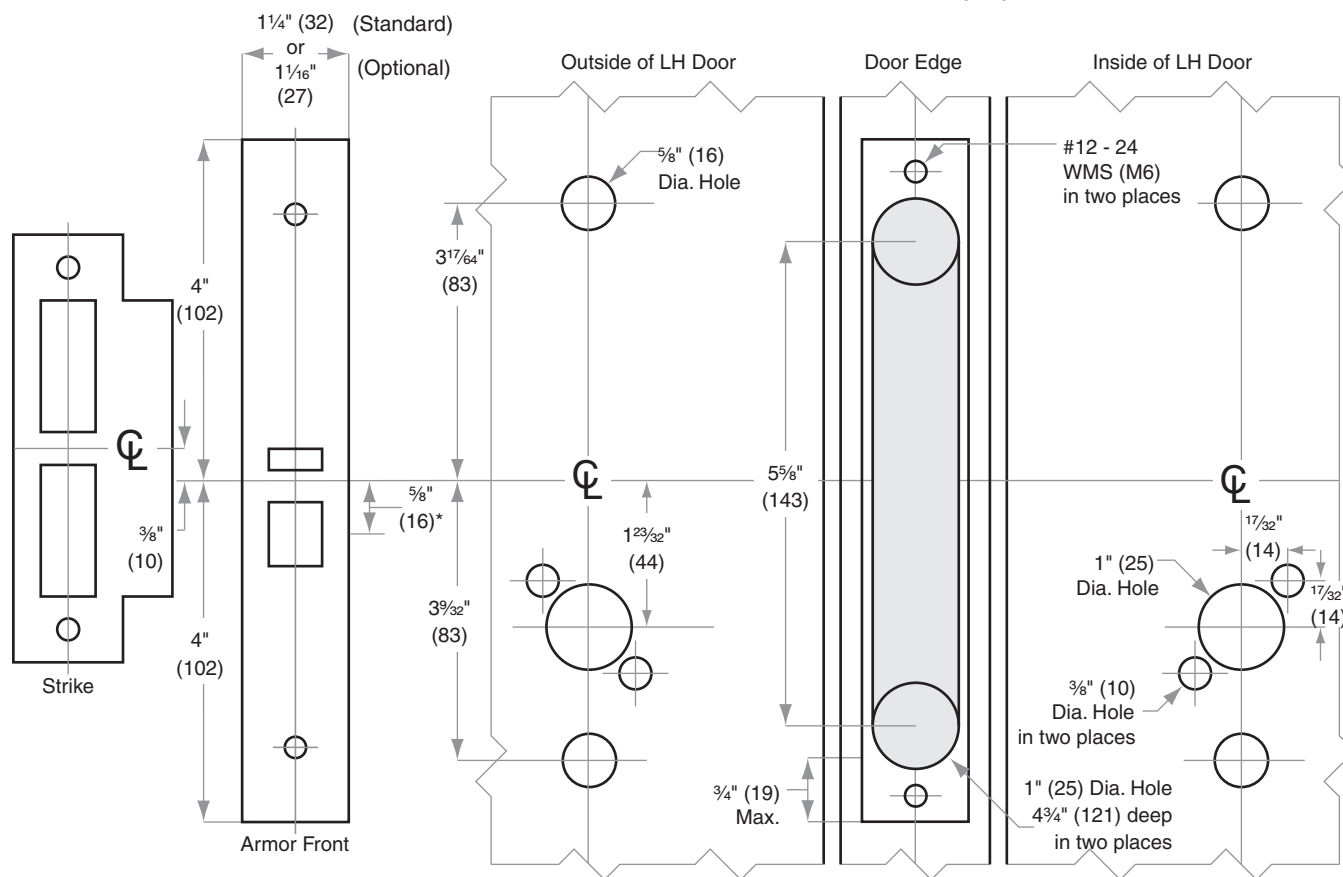
L/LV/LM/LMV-Series

Models L9090, L9091 Electrified Locks

Door Type: Wood or composite, flat or beveled
 Trim: Escutcheon

**For Case and Strike dimensions, see Template L1
 Refer to Template L1 (revised October 2014 or
 later) for information to prepare the door for
 wire routing**

Left Hand (LH) Door Shown



*Centerline of Armor Front to Centerline of Latch dimension

Dimensions shown in parentheses () are in millimeters.

© 2019 Allegion
 L917 Rev.08/19
 us.allegion.com

DRAWING IS NOT TO SCALE!
Customer service: 877-671-7011

**We can help you find the correct guide for
 your product and application!**

Door preparation template

L917



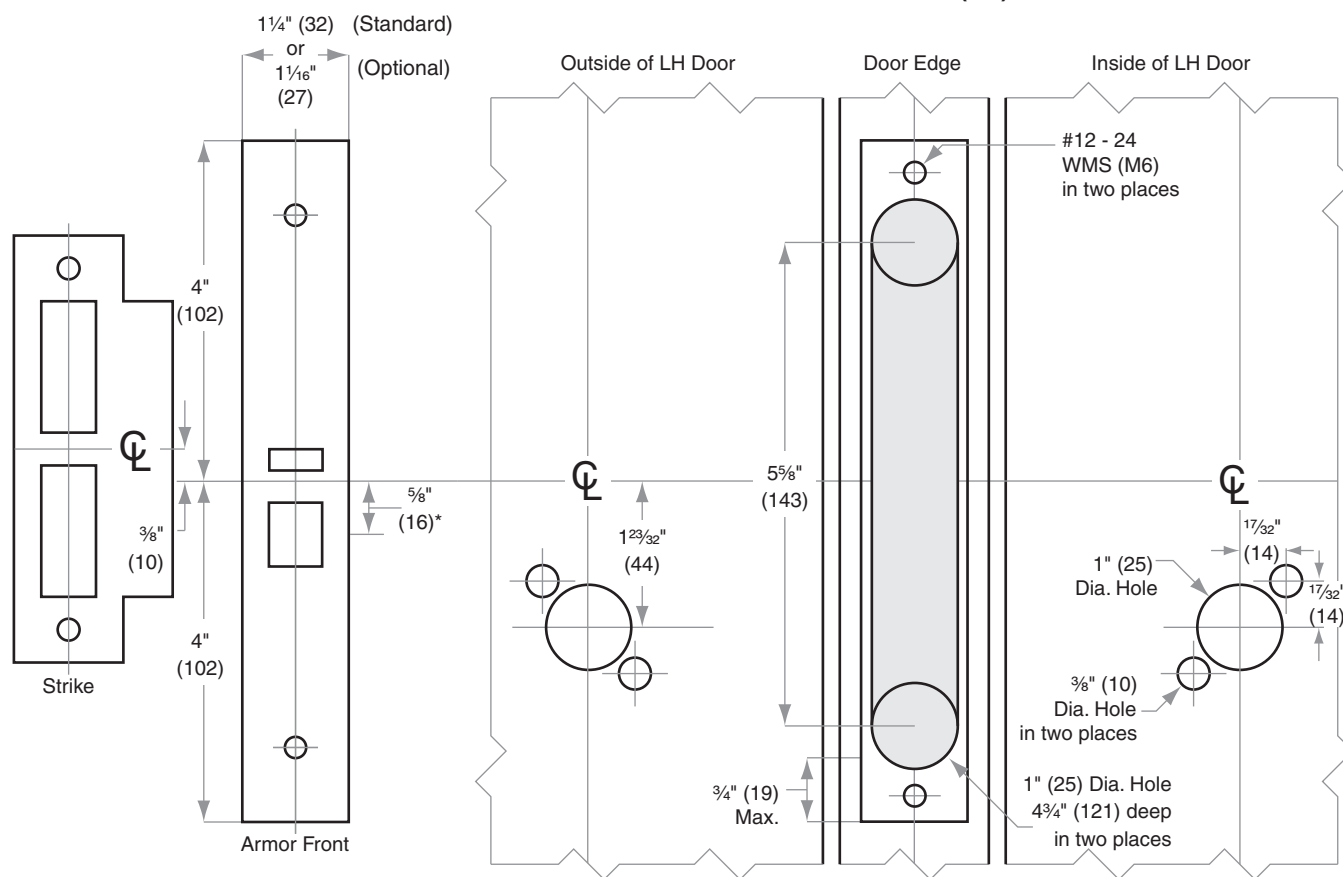
L/LV/LM/LMV-Series

Models L9090, L9091 Electrified Locks

Door Type: Wood or composite, flat or beveled
 Trim: Rose

For Case and Strike dimensions, see Template L1
Refer to Template L1 (revised October 2014 or later) for information to prepare the door for wire routing

Left Hand (LH) Door Shown



*Centerline of Armor Front to Centerline of Latch dimension

Dimensions shown in parentheses () are in millimeters.

© 2019 Allegion
 L918 Rev.08/19
 us.allegion.com

DRAWING IS NOT TO SCALE!
Customer service: 877-671-7011

We can help you find the correct guide for your product and application!

Door preparation template

L918



L/LV/LM/LMV-Series

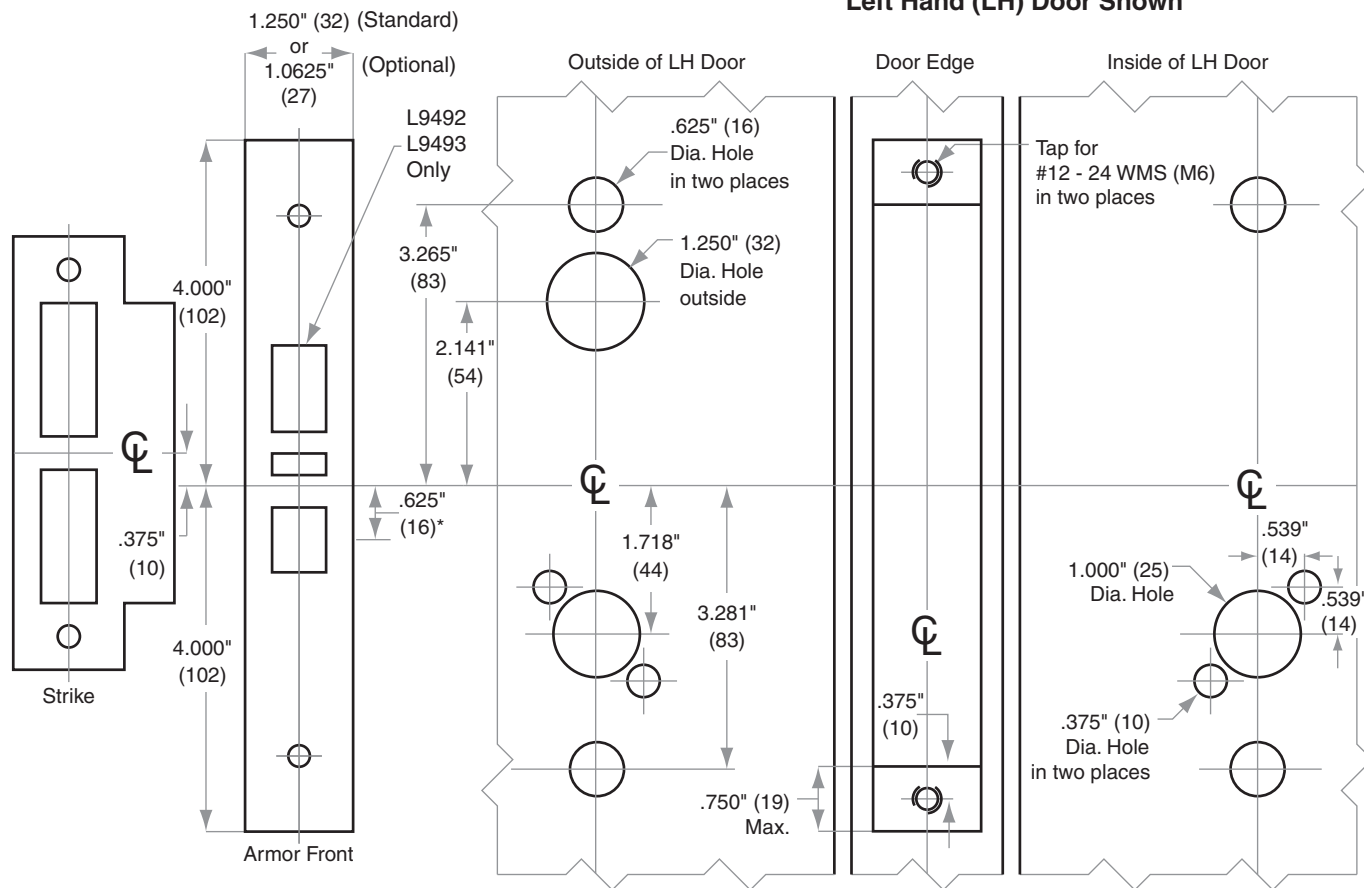
Models L9092, L9093 Electrified Locks

Door Type: Metal, flat or beveled
 Trim: Escutcheon

This template should not be used for HSLR trim. Use template L966 for HSLR trim.

For Case and Strike dimensions, see Template L1
Refer to Template L1 (revised October 2014 or later) for information to prepare the door for wire routing

Left Hand (LH) Door Shown



* Centerline of Armor Front to Centerline of Latch dimension

Dimensions shown in parentheses () are in millimeters.

© 2019 Allegion
 L919 Rev.08/19
 us.allegion.com

DRAWING IS NOT TO SCALE!
Customer service: 877-671-7011

We can help you find the correct guide for your product and application!

Door preparation template

L919



L/LV/LM/LMV-Series

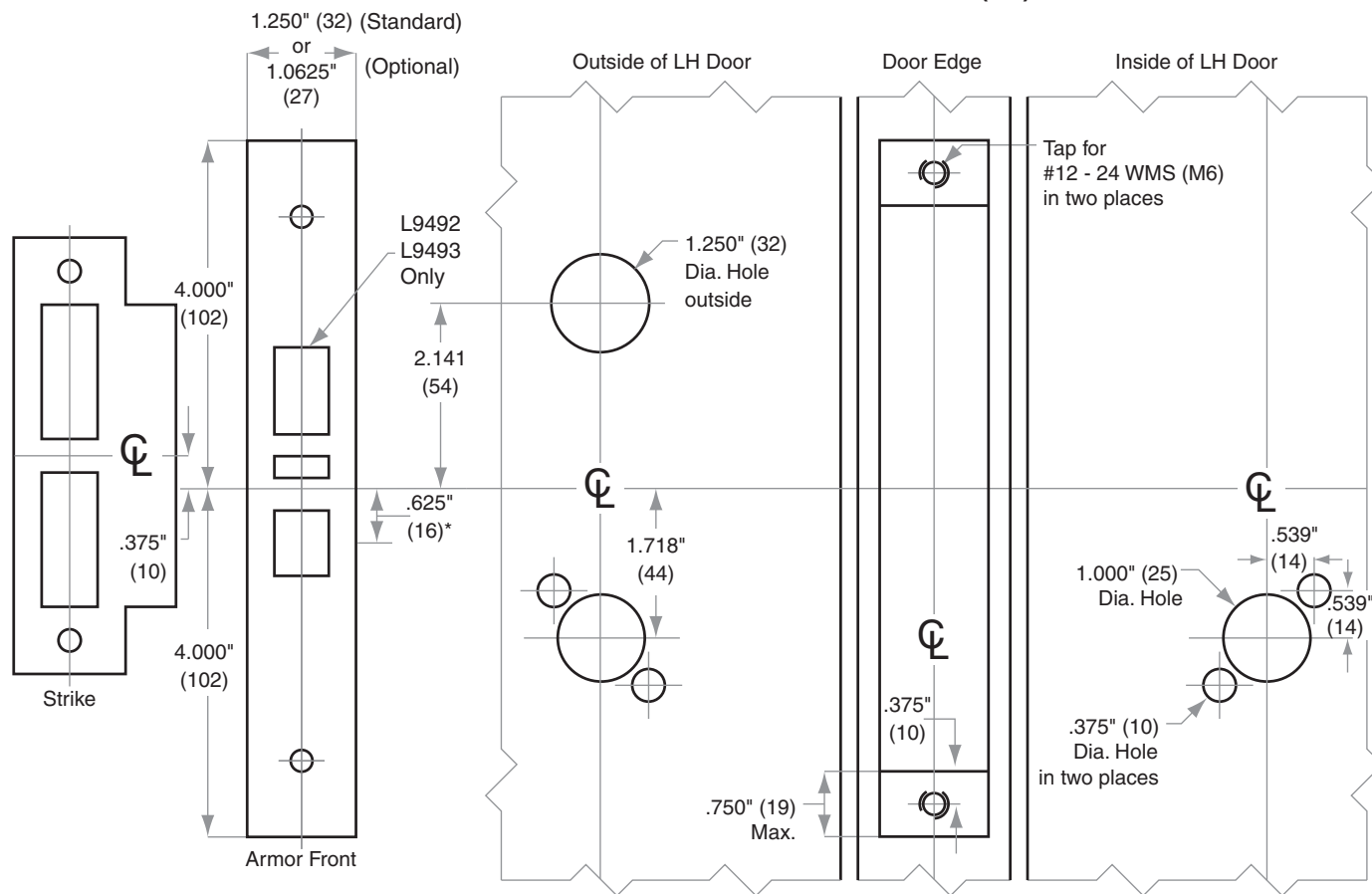
Models L9092, L9093 Electrified Locks

Door Type: Metal, flat or beveled
 Trim: Rose

This template should not be used for HSLR trim. Use template L966 for HSLR trim.

For Case and Strike dimensions, see Template L1
Refer to Template L1 (revised October 2014 or later) for information to prepare the door for wire routing

Left Hand (LH) Door Shown



* Centerline of Armor Front to Centerline of Latch dimension

Dimensions shown in parentheses () are in millimeters.

© 2019 Allegion
 L920 Rev.08/19
 us.allegion.com

DRAWING IS NOT TO SCALE!
Customer service: 877-671-7011

We can help you find the correct guide for your product and application!

Door preparation template

L920



L/LV/LM/LMV-Series

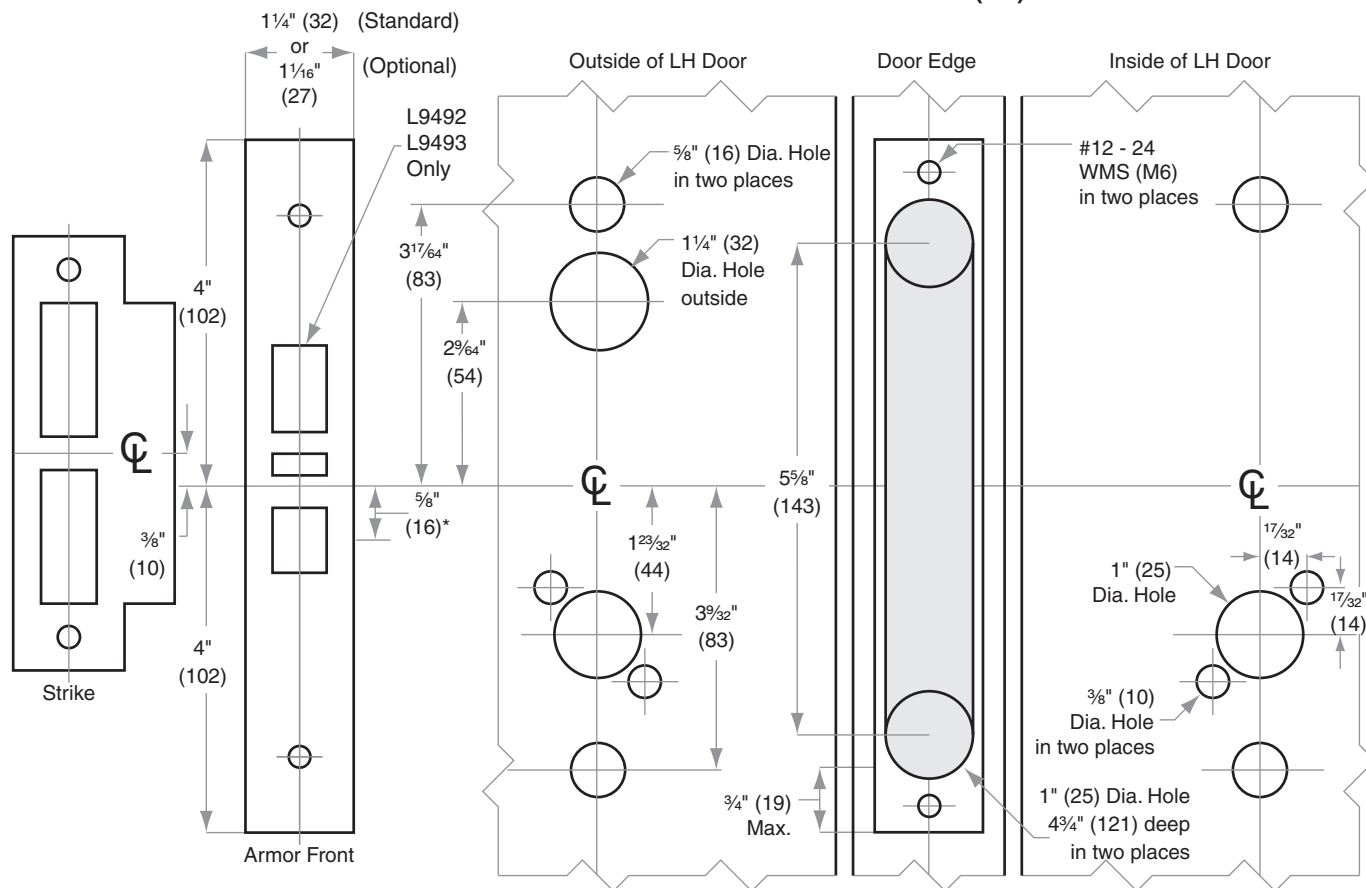
Models L9092, L9093 Locks

Door Type: Wood or composite, flat or beveled
 Trim: Escutcheon

This template should not be used for HSLR trim. Use template L965 for HSLR trim.

For Case and Strike dimensions, see Template L1
Refer to Template L1 (revised October 2014 or later) for information to prepare the door for wire routing

Left Hand (LH) Door Shown



* Centerline of Armor Front to Centerline of Latch dimension

Dimensions shown in parentheses () are in millimeters.

© 2019 Allegion
 L921 Rev.08/19
 us.allegion.com

DRAWING IS NOT TO SCALE!
Customer service: 877-671-7011

We can help you find the correct guide for your product and application!

Door preparation template

L921



L/LV/LM/LMV-Series

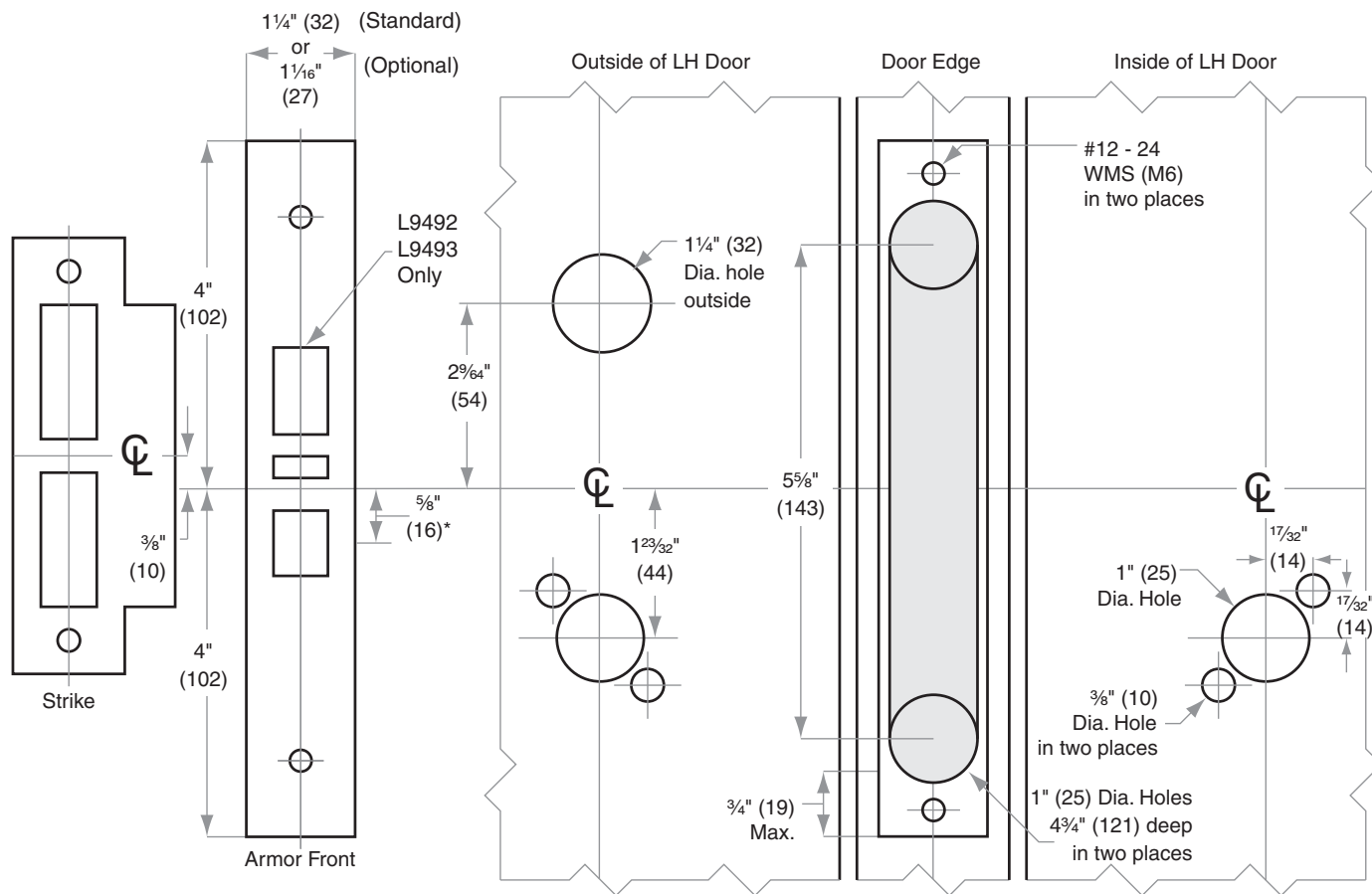
Models L9092, L9093 Electrified Locks

Door Type: Wood or composite, flat or beveled
Trim: Rose

This template should not be used for HSLR trim. Use template L965 for HSLR trim.

For Case and Strike dimensions, see Template L1
Refer to Template L1 (revised October 2014 or later) for information to prepare the door for wire routing

Left Hand (LH) Door Shown



* Centerline of Armor Front to Centerline of Latch dimension

Dimensions shown in parentheses () are in millimeters.

© 2019 Allegion
L922 Rev.08/19
us.allegion.com

DRAWING IS NOT TO SCALE!
Customer service: 877-671-7011

We can help you find the correct guide for your product and application!

Door preparation template

L922



L/LV/LM/LMV-Series

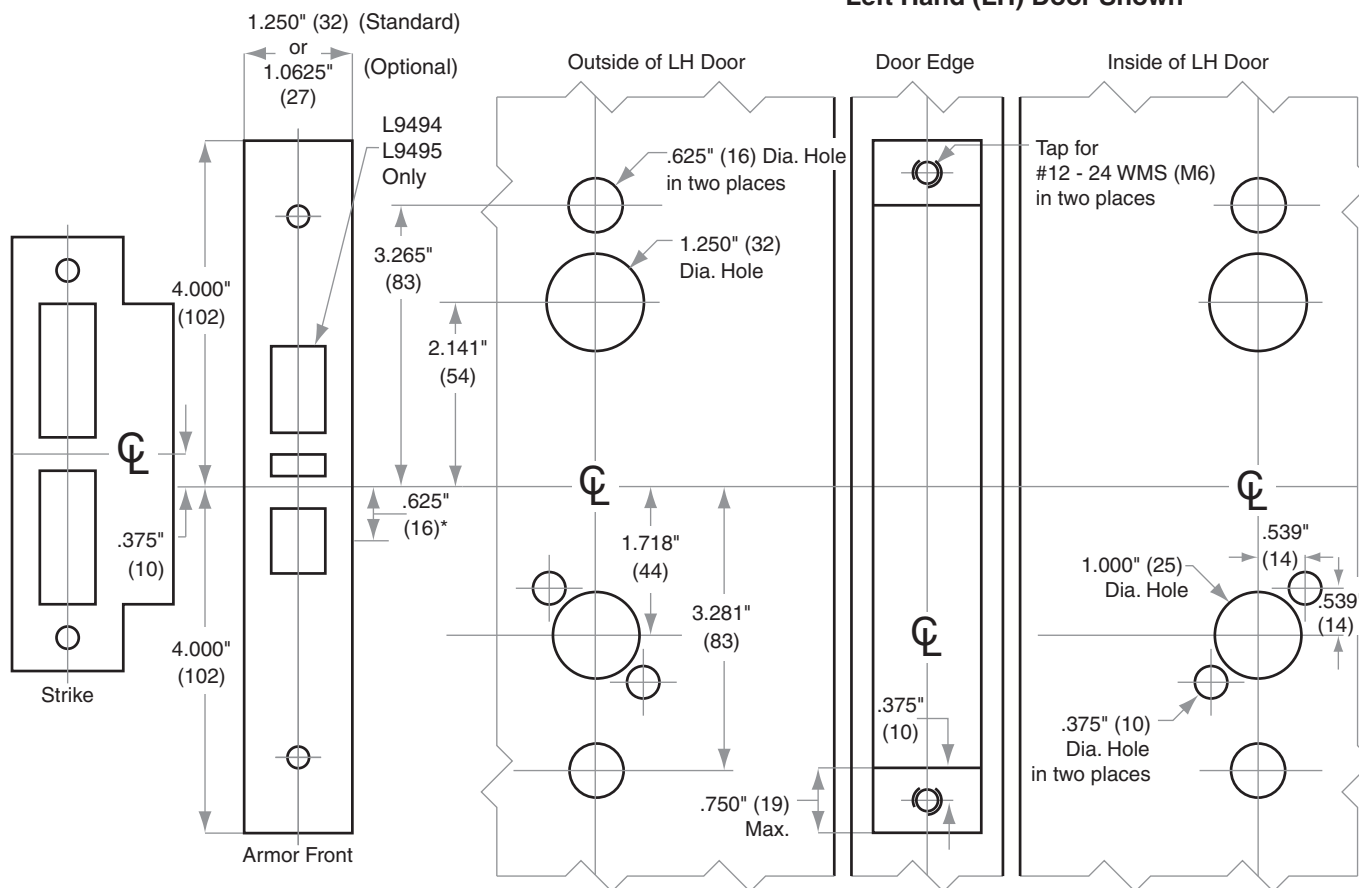
Models L9094, L9095, L9494, L9495 Electrified Locks

Door Type: Metal, flat or beveled
 Trim: Escutcheon

This template should not be used for HSLR trim. Use template L966 for HSLR trim.

**For Case and Strike dimensions, see Template L1
 Refer to Template L1 (revised October 2014 or
 later) for information to prepare the door for
 wire routing**

Left Hand (LH) Door Shown



* Centerline of Armor Front to Centerline of Latch dimension

Dimensions shown in parentheses () are in millimeters.

© 2019 Allegion
 L923 Rev.08/19
 us.allegion.com

DRAWING IS NOT TO SCALE!
Customer service: 877-671-7011

**We can help you find the correct guide for
 your product and application!**

Door preparation template

L923



L/LV/LM/LMV-Series

Models L9094, L9095, L9494, L9495 Electrified Locks

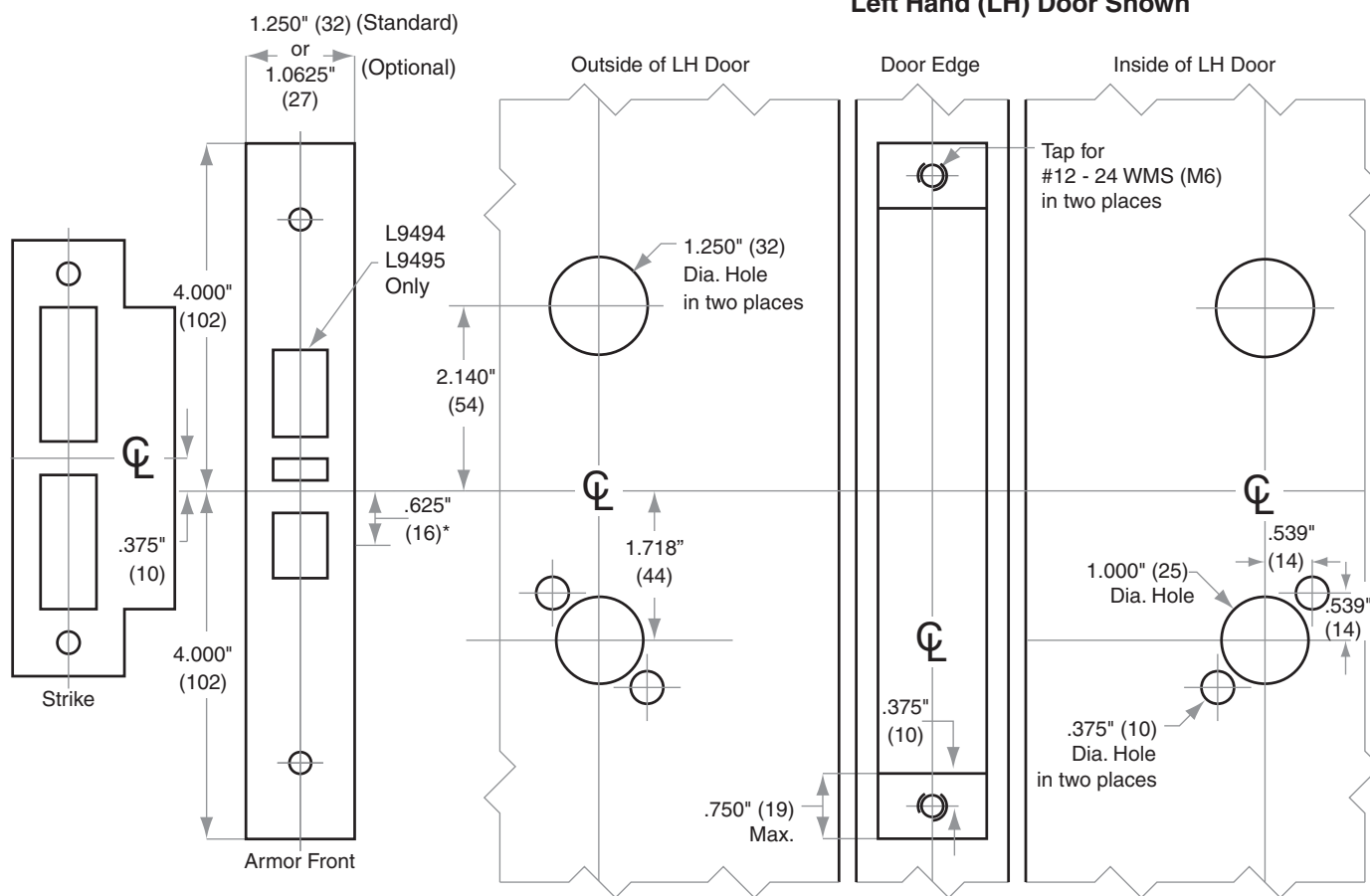
Door Type: Metal, flat or beveled

Trim: Rose

This template should not be used for HSLR trim. Use template L966 for HSLR trim.

**For Case and Strike dimensions, see Template L1
Refer to Template L1 (revised October 2014 or
later) for information to prepare the door for
wire routing**

Left Hand (LH) Door Shown



* Centerline of Armor Front to Centerline of Latch dimension

Dimensions shown in parentheses () are in millimeters.

© 2019 Allegion
L924 Rev.08/19
us.allegion.com

DRAWING IS NOT TO SCALE!
Customer service: 877-671-7011

**We can help you find the correct guide for
your product and application!**

Door preparation template

L924



L/LV/LM/LMV-Series

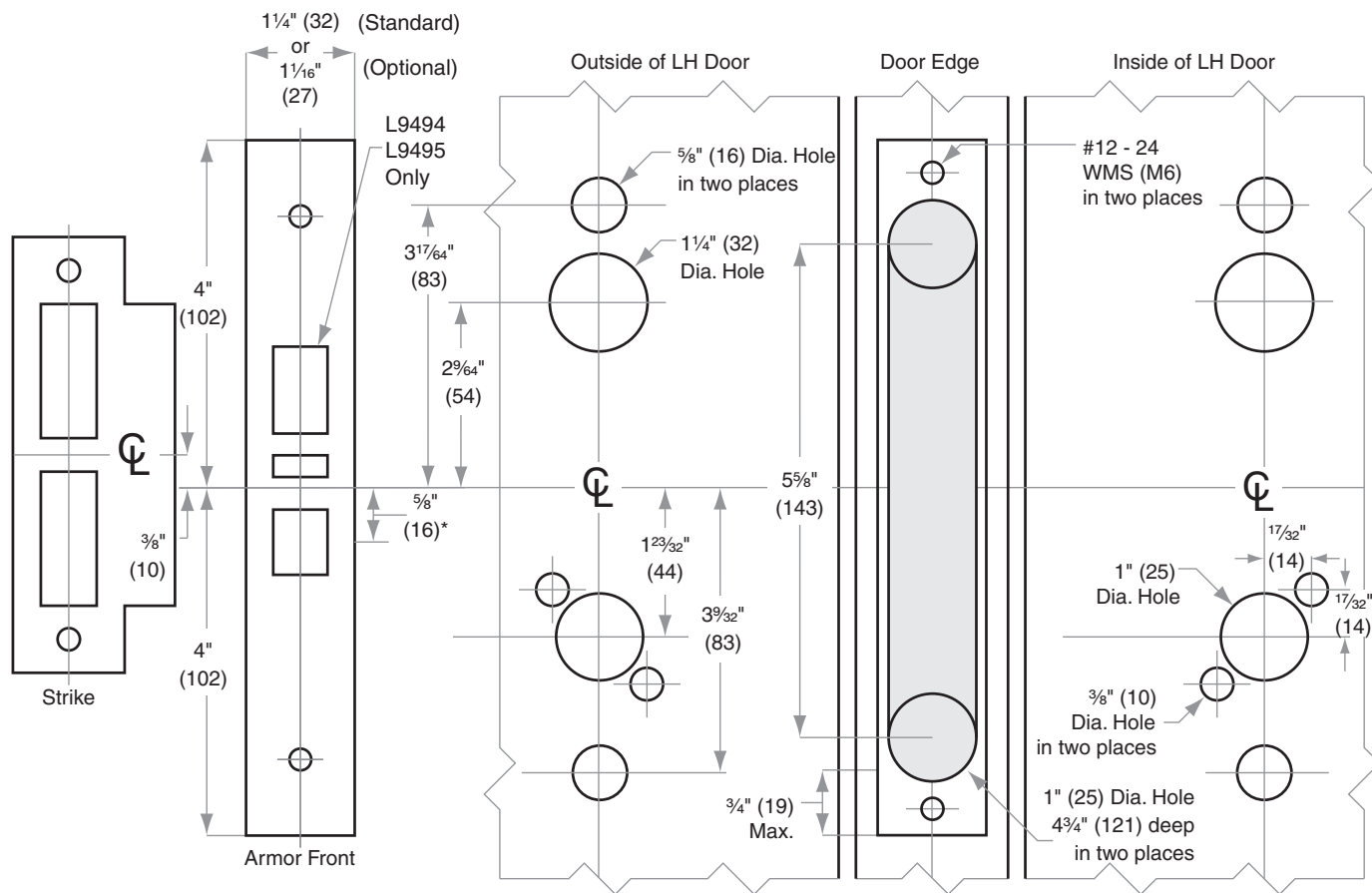
Models L9094, L9095, L9494, L9495 Electrified Locks

Door Type: Wood or composite, flat or beveled
 Trim: Escutcheon

This template should not be used for HSLR trim. Use template L965 for HSLR trim.

**For Case and Strike dimensions, see Template L1
 Refer to Template L1 (revised October 2014 or
 later) for information to prepare the door for
 wire routing**

Left Hand (LH) Door Shown



* Centerline of Armor Front to Centerline of Latch dimension

Dimensions shown in parentheses () are in millimeters.

© 2019 Allegion
 L925 Rev.08/19
 us.allegion.com

DRAWING IS NOT TO SCALE!
Customer service: 877-671-7011

**We can help you find the correct guide for
 your product and application!**

Door preparation template

L925



L/LV/LM/LMV-Series

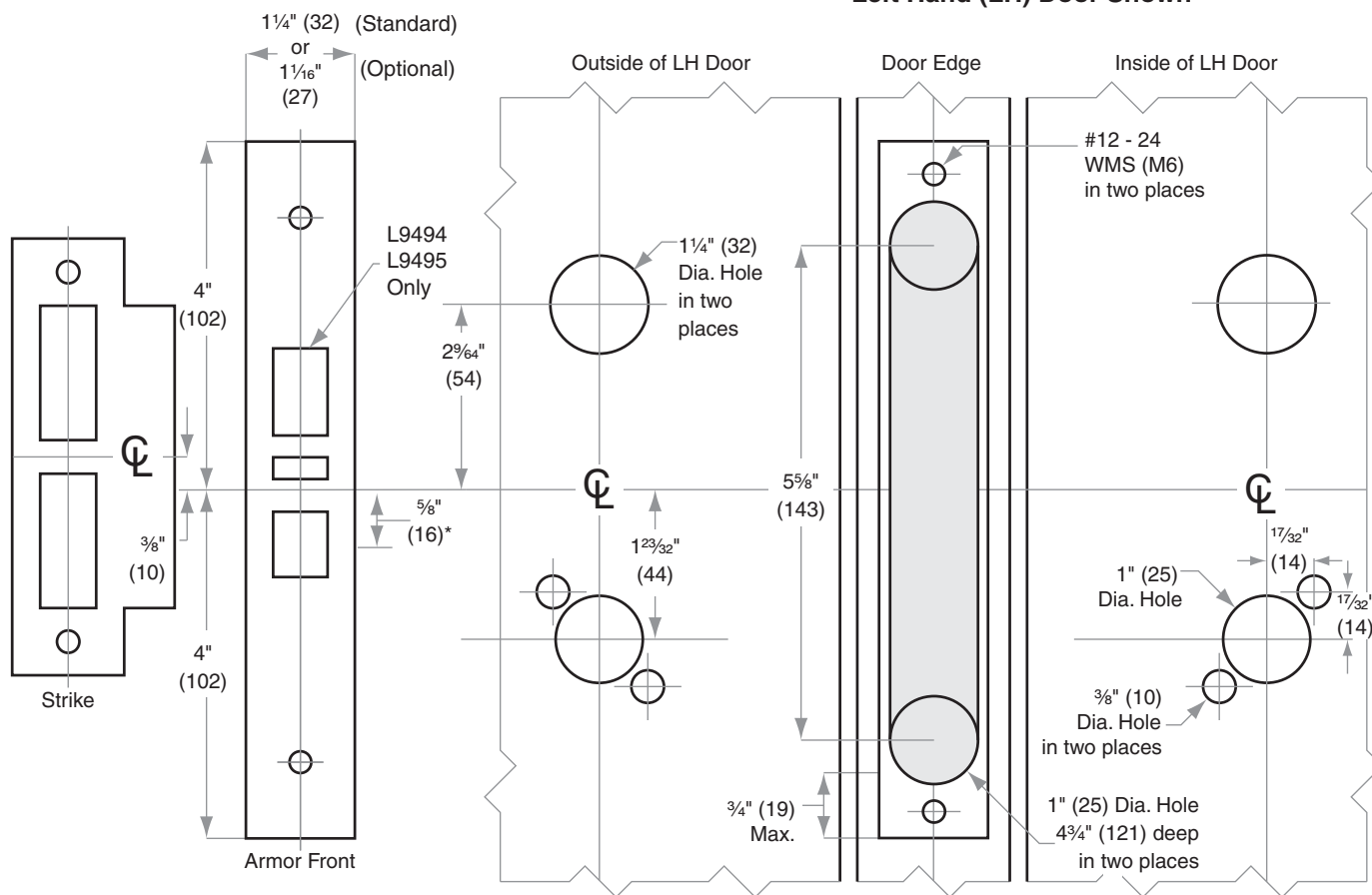
Models L9094, L9095, L9494, L9495 Electrified Locks

Door Type: Wood or composite, flat or beveled
 Trim: Rose

This template should not be used for HSLR trim. Use template L965 for HSLR trim.

**For Case and Strike dimensions, see Template L1
 Refer to Template L1 (revised October 2014 or
 later) for information to prepare the door for
 wire routing**

Left Hand (LH) Door Shown



* Centerline of Armor Front to Centerline of Latch dimension

Dimensions shown in parentheses () are in millimeters.

© 2019 Allegion
 L926 Rev.08/19
 us.allegion.com

DRAWING IS NOT TO SCALE!
Customer service: 877-671-7011

**We can help you find the correct guide for
 your product and application!**

Door preparation template

L926



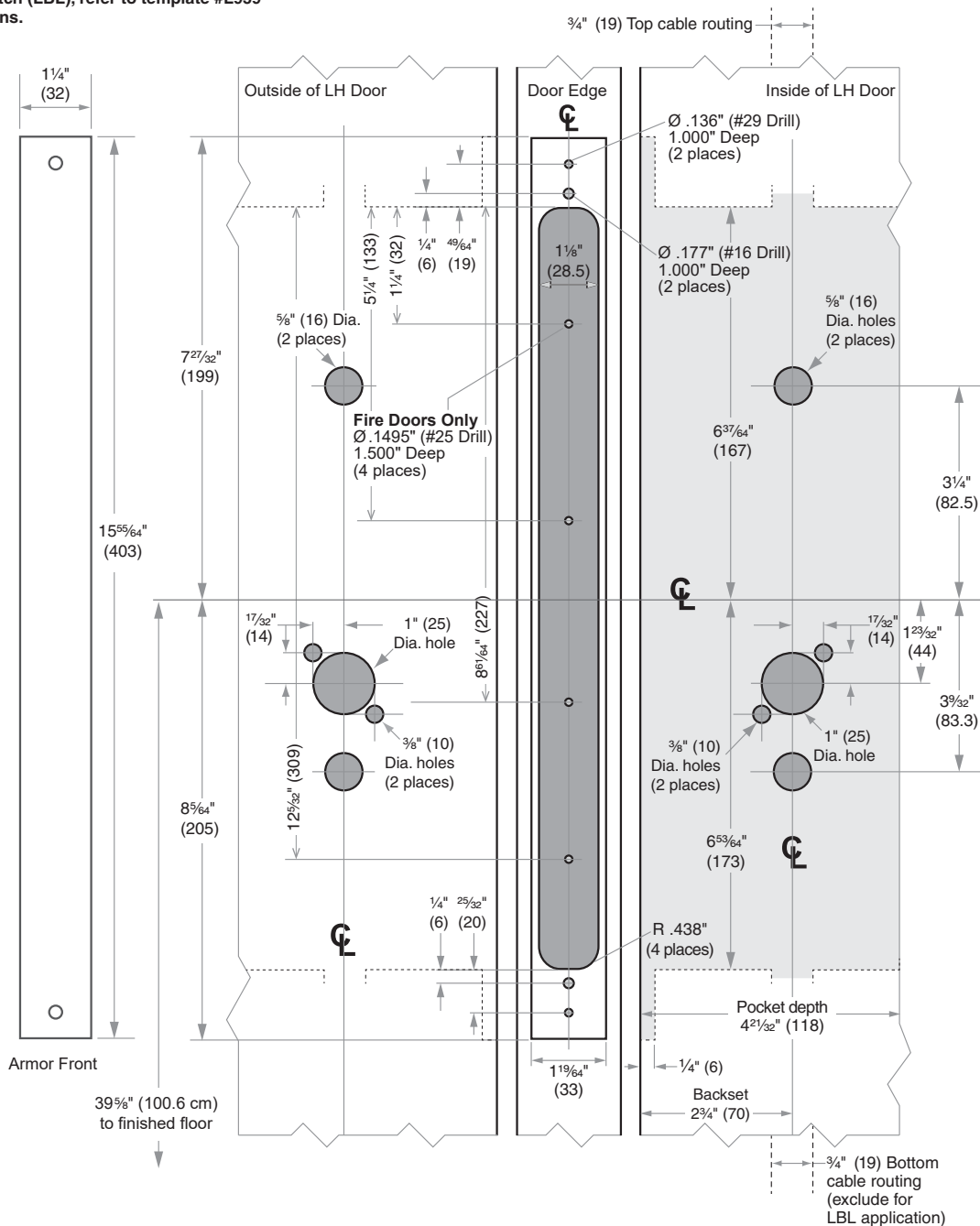
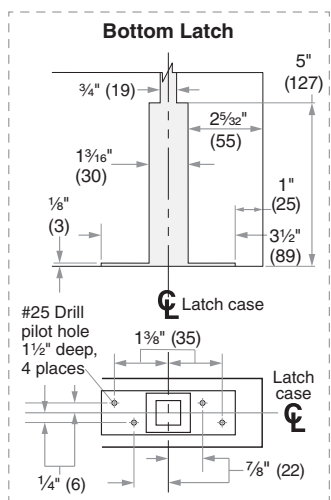
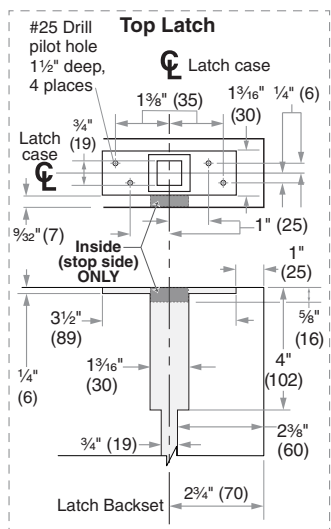
LM9200-Series

Model LM9210, LM9210F Locks

Door Type: Wood or composite, flat or beveled
 Trim: Escutcheon

For case and strike dimensions, see Template L3.

NOTE: For fire-rated locks less bottom latch (LBL), refer to template #L959 for additional door preparation instructions.



Dimensions shown in parentheses () are in millimeters.

© 2019 Allegion
 L927 Rev.08/19
 us.allegion.com

DRAWING IS NOT TO SCALE!
Customer service: 877-671-7011

We can help you find the correct guide for your product and application!

Door preparation template

L927



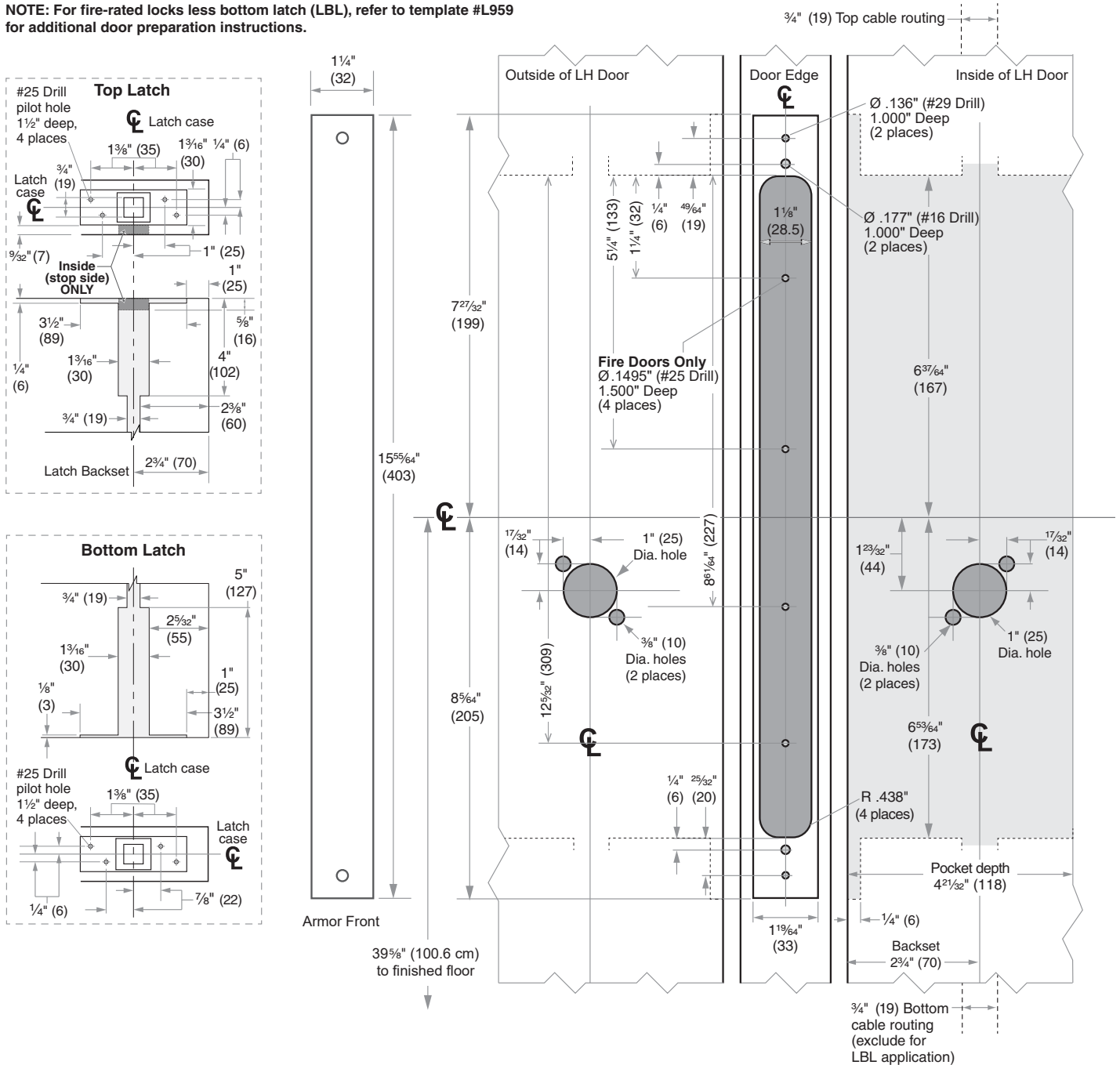
LM9200-Series

Model LM9210, LM9210F Locks

Door Type: Wood or composite, flat or beveled
 Trim: Rose

For case and strike dimensions, see Template L3.

NOTE: For fire-rated locks less bottom latch (LBL), refer to template #L959 for additional door preparation instructions.



Dimensions shown in parentheses () are in millimeters.

© 2019 Allegion
 L928 Rev.08/19
 us.allegion.com

DRAWING IS NOT TO SCALE!
 Customer service: 877-671-7011

We can help you find the correct guide for your product and application!

Door preparation template

L928



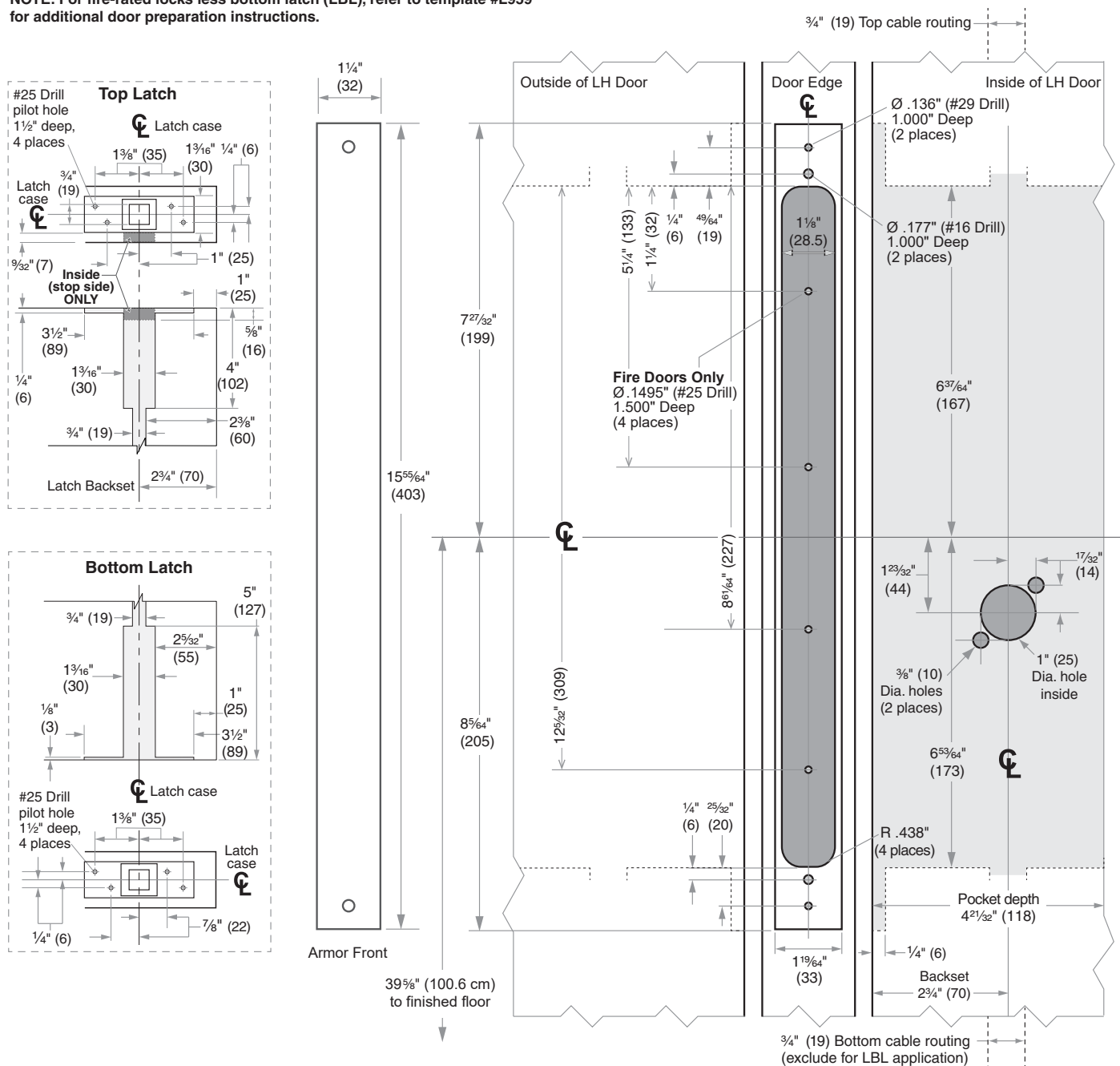
LM9200-Series

Model LM9225, LM9225F Locks

Door Type: Wood or composite, flat or beveled
 Trim: Rose

For case and strike dimensions, see Template L3.

NOTE: For fire-rated locks less bottom latch (LBL), refer to template #L959 for additional door preparation instructions.



Dimensions shown in parentheses () are in millimeters.

© 2019 Allegion
 L930 Rev.08/19
 us.allegion.com

DRAWING IS NOT TO SCALE!
Customer service: 877-671-7011
We can help you find the correct guide for your product and application!

Door preparation template
L930



LM9200-Series

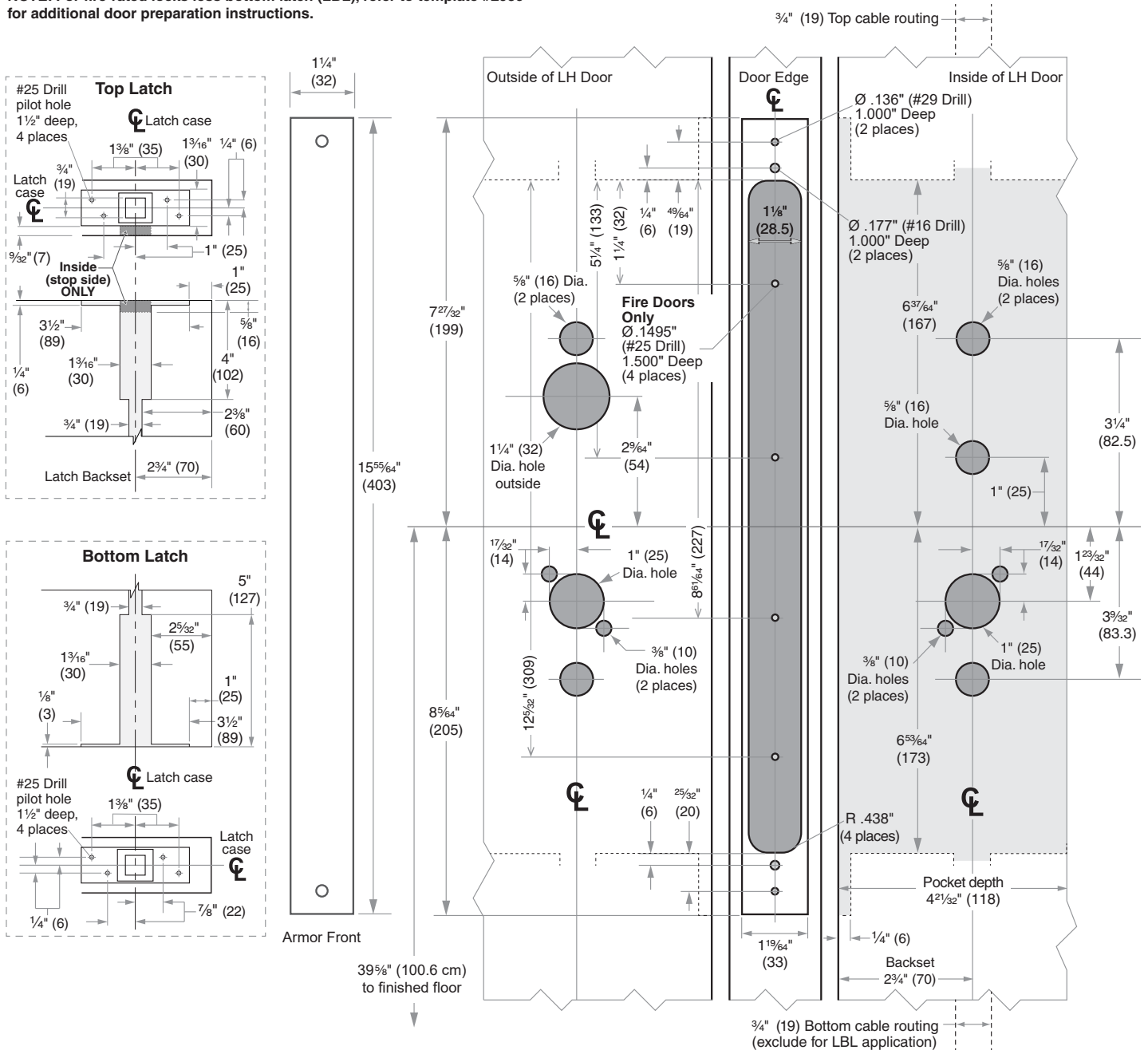
Models LM9250, LM9250F, LM9256, LM9256F Locks

Door Type: Wood or composite, flat or beveled

Trim: Escutcheon

For case and strike dimensions, see Template L3.

NOTE: For fire-rated locks less bottom latch (LBL), refer to template #L959 for additional door preparation instructions.



Dimensions shown in parentheses () are in millimeters.

DRAWING IS NOT TO SCALE!
Customer service: 877-671-7011

Door preparation template



ALLEGION™

LM9200-Series

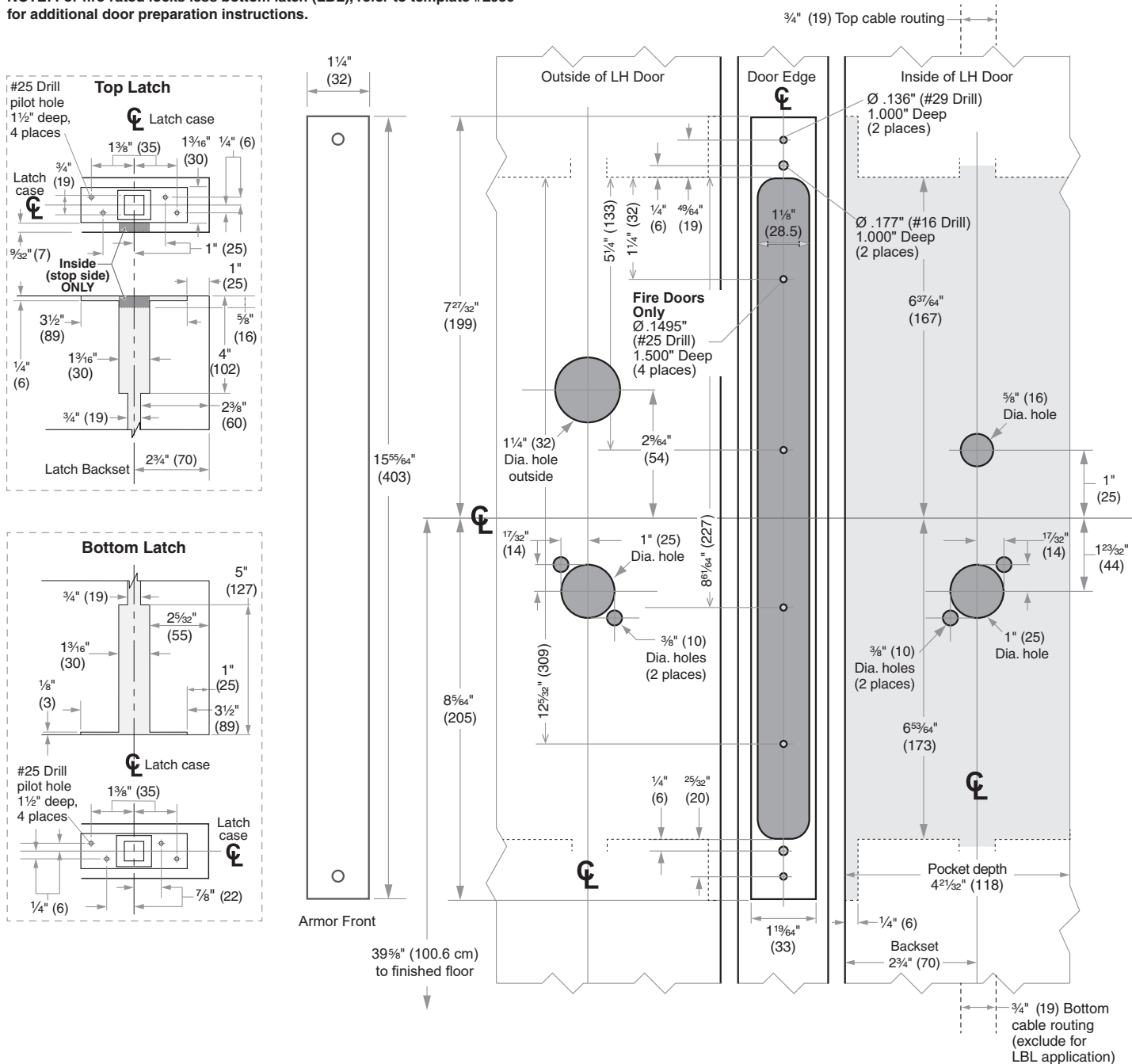
Models LM9250, LM9250F, LM9256, LM9256F Locks

Door Type: Wood or composite, flat or beveled

Trim: Rose

For case and strike dimensions, see Template L3.

NOTE: For fire-rated locks less bottom latch (LBL), refer to template #L959 for additional door preparation instructions.



Dimensions shown in parentheses () are in millimeters.

© 2019 Allegion
L932 Rev.08/19
us.allegion.com

DRAWING IS NOT TO SCALE!
Customer service: 877-671-7011

We can help you find the correct guide for your product and application!

Door preparation template

L932



LM9200-Series

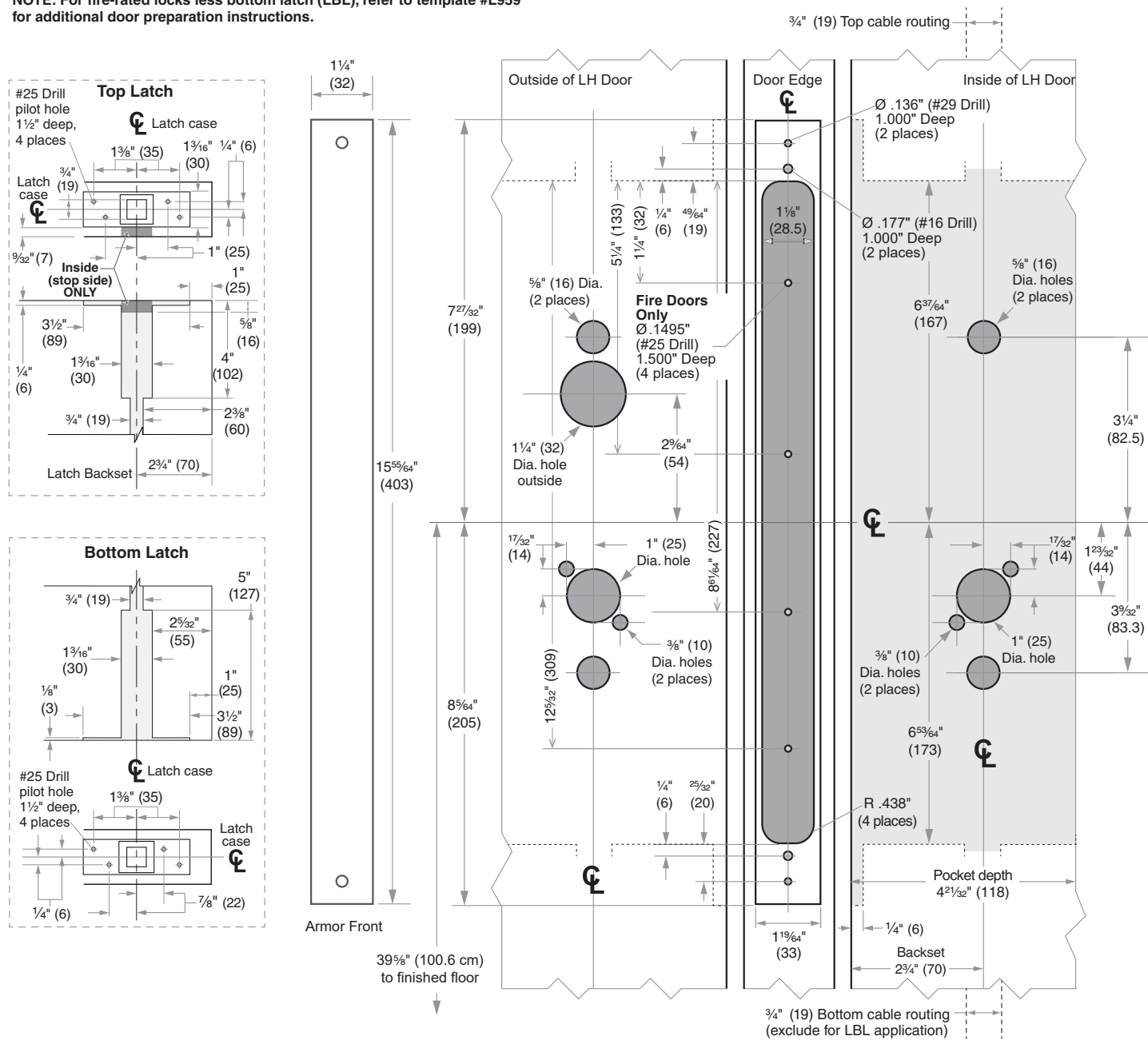
Models LM9270, LM9270F, LM9280, LM9280F Locks

Door Type: Wood or composite, flat or beveled

Trim: Escutcheon

For case and strike dimensions, see Template L3.

NOTE: For fire-rated locks less bottom latch (LBL), refer to template #L959 for additional door preparation instructions.



Dimensions shown in parentheses () are in millimeters.

© 2019 Allegion
L933 Rev.08/19
us.allegion.com

DRAWING IS NOT TO SCALE!
Customer service: 877-671-7011

We can help you find the correct guide for your product and application!

Door preparation template

L933



LM9200-Series

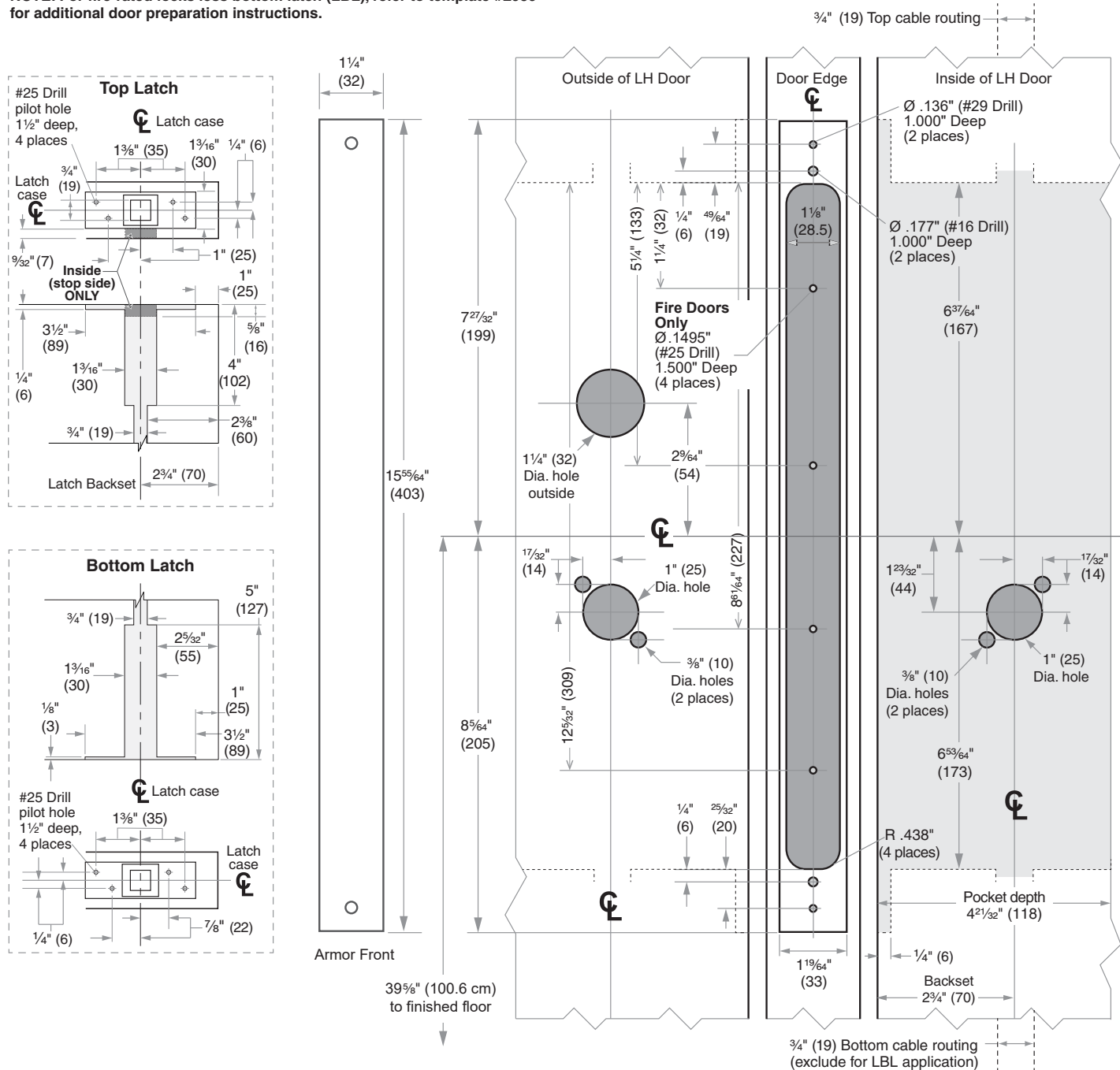
Models LM9270, LM9270F, LM9280, LM9280F Locks

Door Type: Wood or composite, flat or beveled

Trim: Rose

For case and strike dimensions, see Template L3.

NOTE: For fire-rated locks less bottom latch (LBL), refer to template #L959 for additional door preparation instructions.



Dimensions shown in parentheses () are in millimeters.

© 2019 Allegion
L934 Rev.08/19
us.allegion.com

DRAWING IS NOT TO SCALE!

Customer service: 877-671-7011

We can help you find the correct guide for your product and application!

Door preparation template

L934



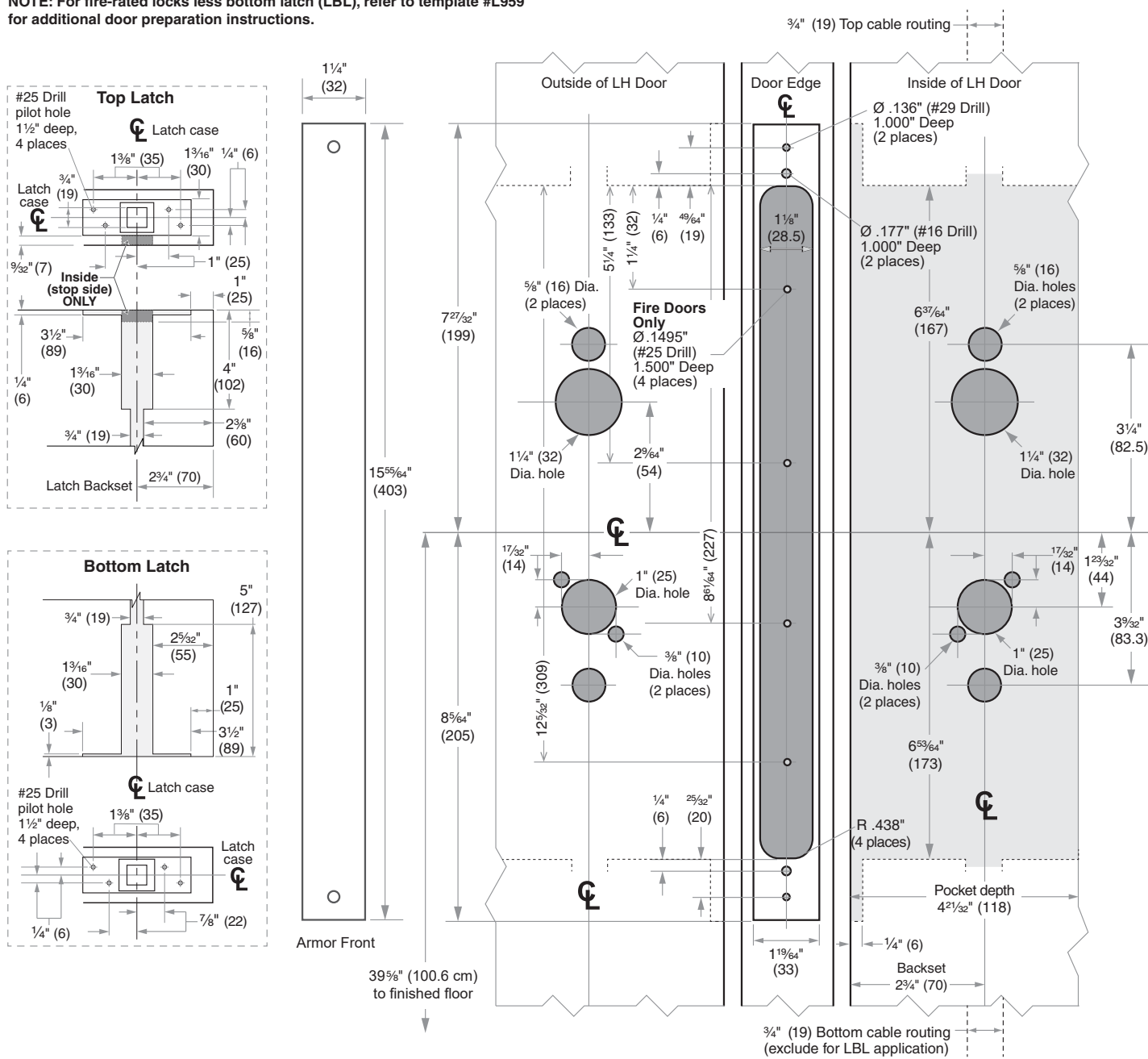
LM9200-Series

Model LM9271, LM9271F Locks

Door Type: Wood or composite, flat or beveled
 Trim: Escutcheon

For case and strike dimensions, see Template L3.

NOTE: For fire-rated locks less bottom latch (LBL), refer to template #L959 for additional door preparation instructions.



Dimensions shown in parentheses () are in millimeters.

© 2019 Allegion
 L935 Rev.08/19
 us.allegion.com

DRAWING IS NOT TO SCALE!
 Customer service: 877-671-7011

We can help you find the correct guide for your product and application!

Door preparation template

L935



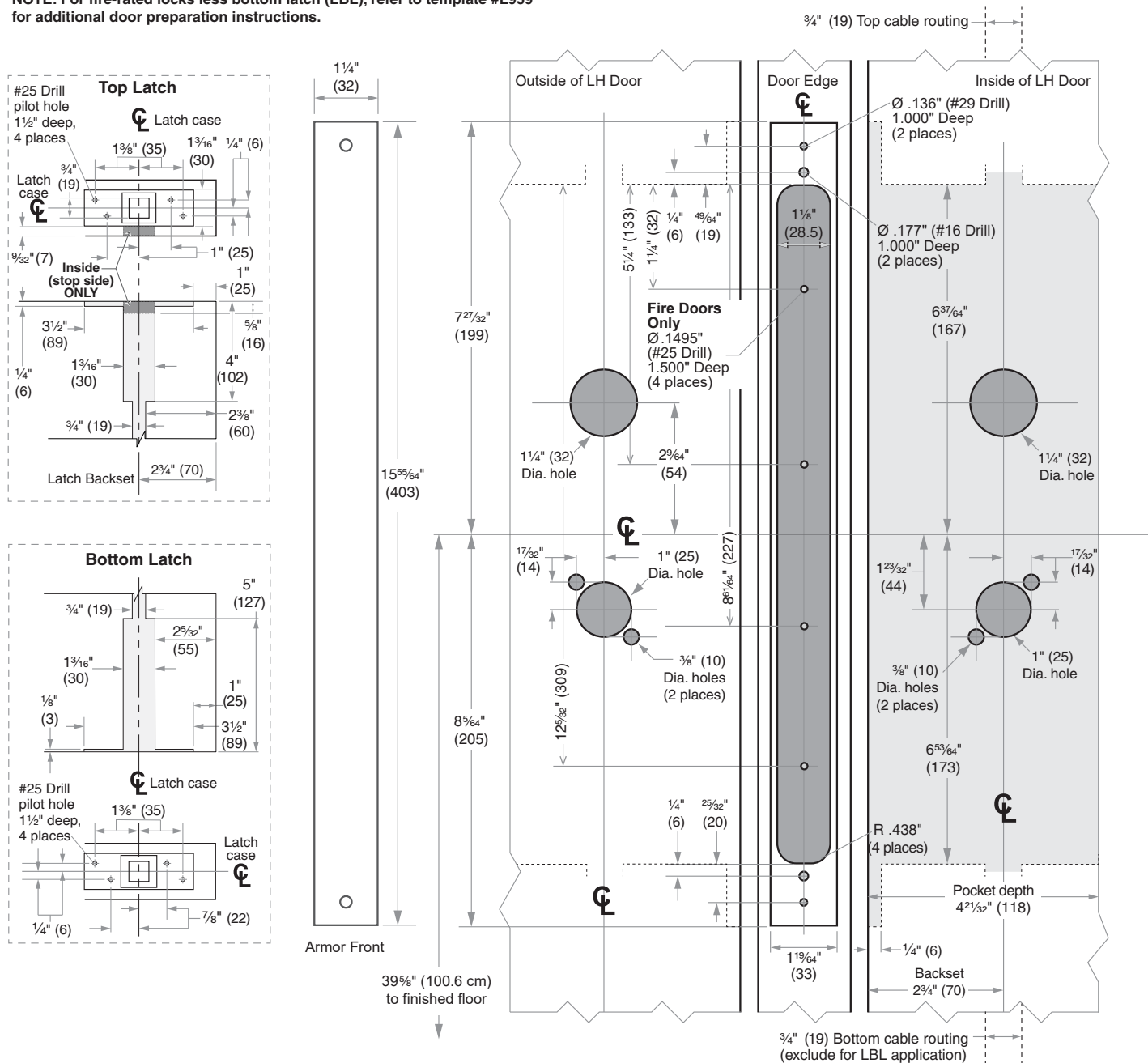
LM9200-Series

Model LM9271, LM9271F Locks

Door Type: Wood or composite, flat or beveled
 Trim: Rose

For case and strike dimensions, see Template L3.

NOTE: For fire-rated locks less bottom latch (LBL), refer to template #L959 for additional door preparation instructions.



Dimensions shown in parentheses () are in millimeters.

© 2019 Allegion
 L936 Rev.08/19
 us.allegion.com

DRAWING IS NOT TO SCALE!
 Customer service: 877-671-7011

We can help you find the correct guide for your product and application!

Door preparation template

L936



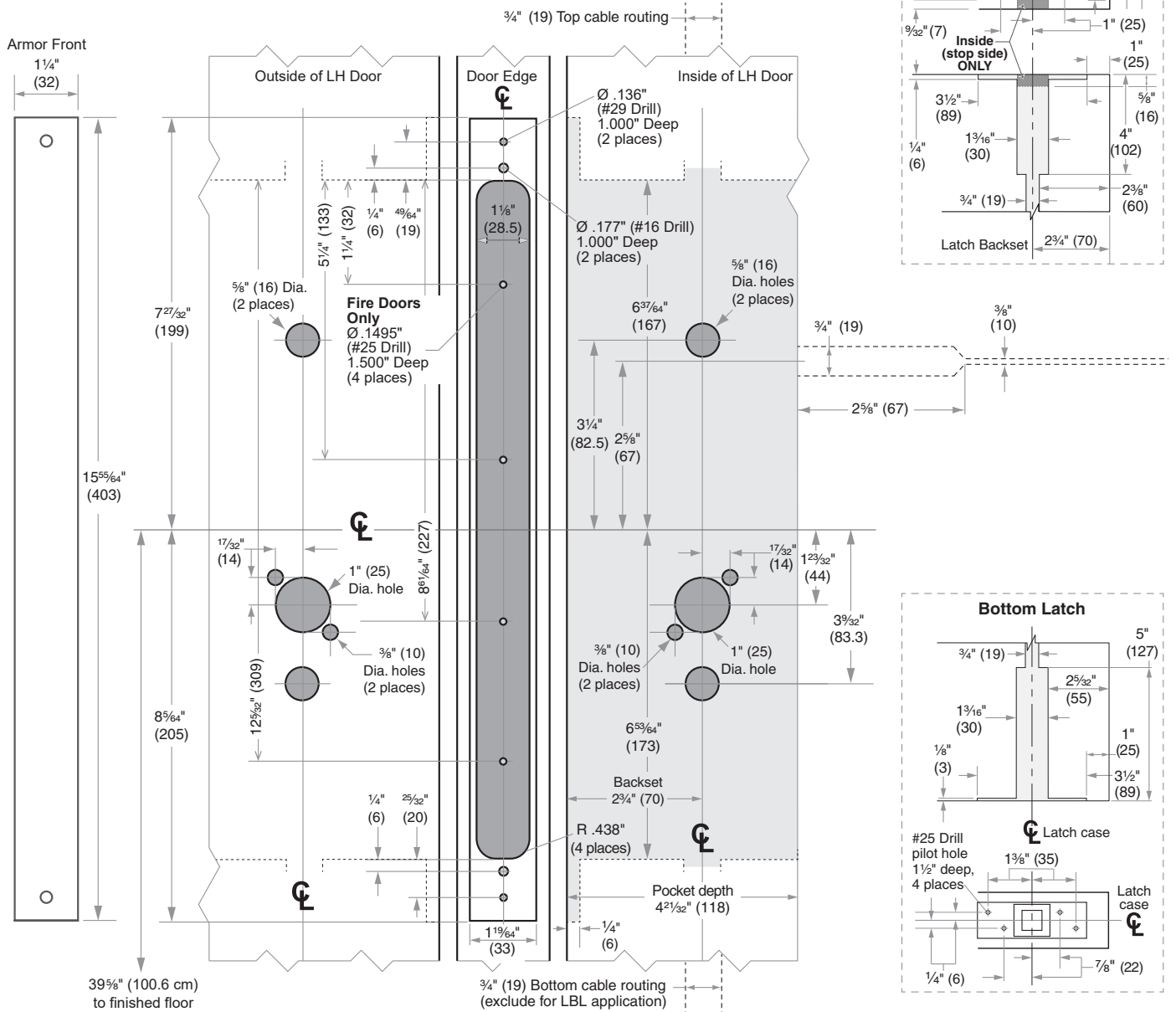
LM9200-Series

Models LM9290 EL/EU, LM9290F EL/EU, LM9291 EL/EU, LM9291F EL/EU Locks

Door Type: Wood or composite, flat or beveled
Trim: Escutcheon

For case and strike dimensions, see Template L3.

NOTE: For fire-rated locks less bottom latch (LBL), refer to template #L959 for additional door preparation instructions.



Dimensions shown in parentheses () are in millimeters.

DRAWING IS NOT TO SCALE!
Customer service: 877-671-7011

We can help you find the correct guide for your product and application!

Door preparation template

L937



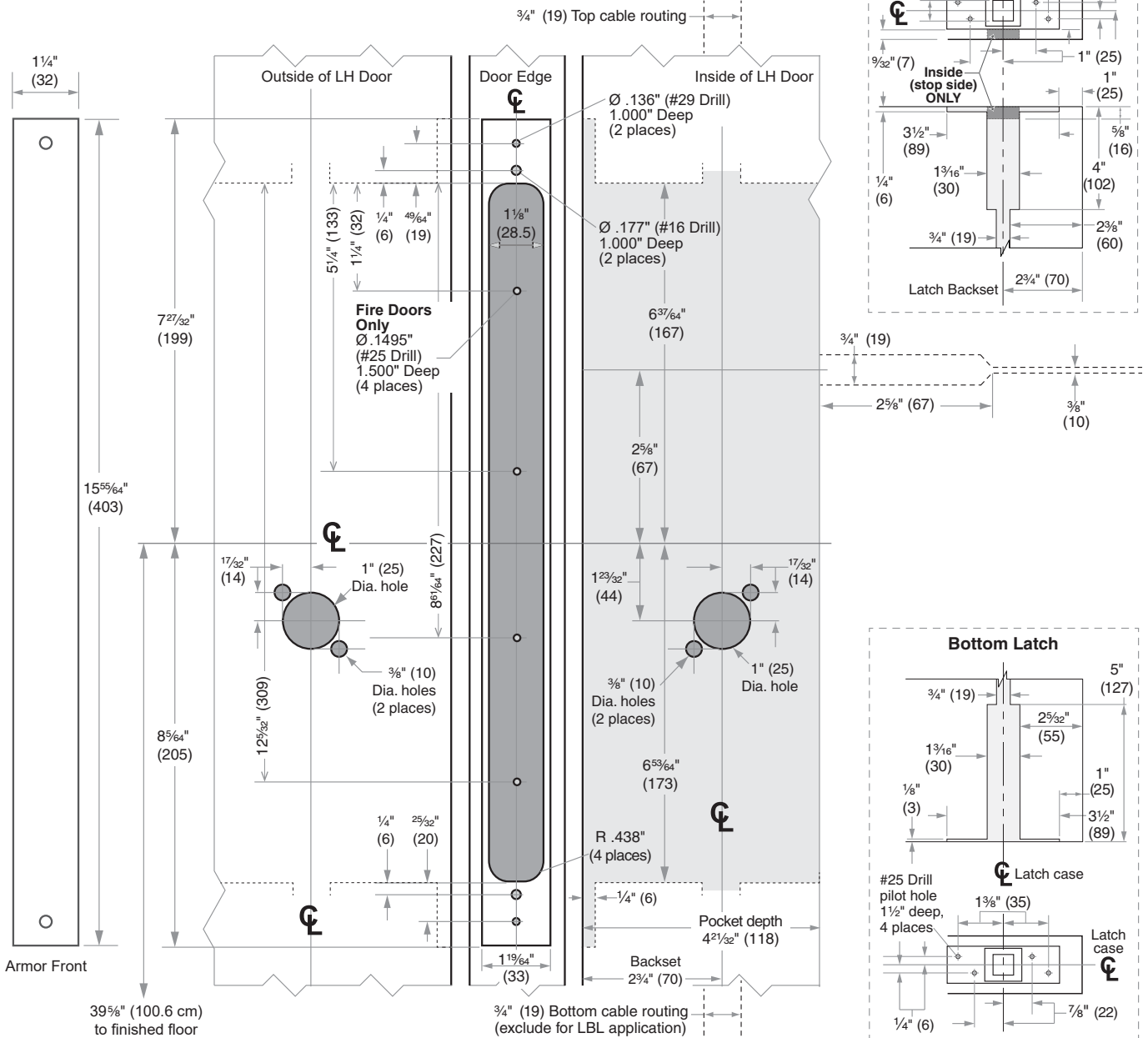
LM9200-Series

Models LM9290 EL/EU, LM9290F EL/EU, LM9291 EL/EU, LM9291F EL/EU Locks

Door Type: Wood or composite, flat or beveled
Trim: Rose

For case and strike dimensions, see Template L3.

NOTE: For fire-rated locks less bottom latch (LBL), refer to template #L959 for additional door preparation instructions.



Dimensions shown in parentheses () are in millimeters.

DRAWING IS NOT TO SCALE!
Customer service: 877-671-7011

We can help you find the correct guide for your product and application!

© 2019 Allegion
L938 Rev.08/19
us.allegion.com

Door preparation template

L938



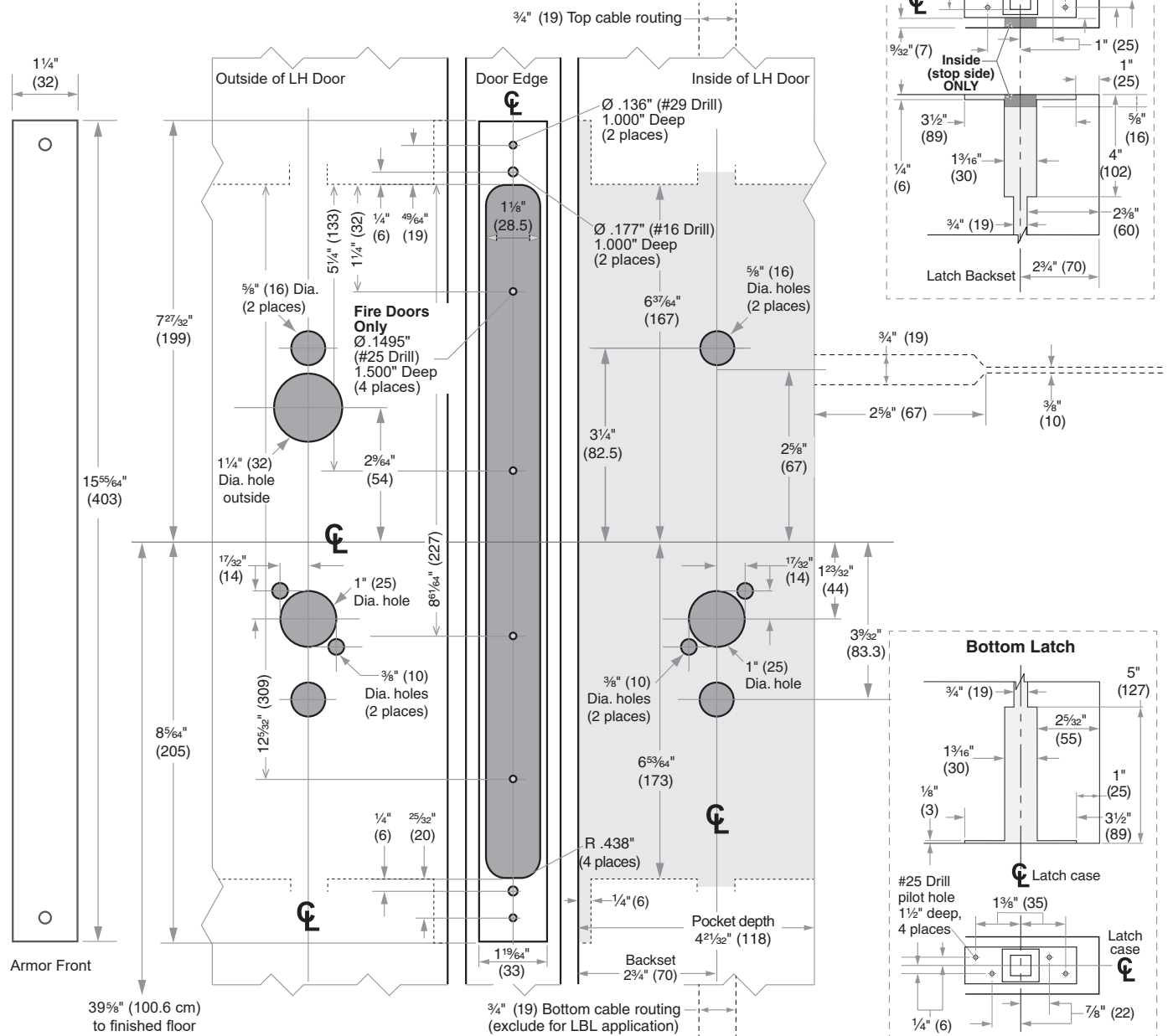
LM9200-Series

Models LM9292 EL/EU, LM9292F EL/EU, LM9293 EL/EU, LM9293F EL/EU Locks

Door Type: Wood or composite, flat or beveled
Trim: Escutcheon

For case and strike dimensions, see Template L3.

NOTE: For fire-rated locks less bottom latch (LBL), refer to template #L959 for additional door preparation instructions.



Dimensions shown in parentheses () are in millimeters.

DRAWING IS NOT TO SCALE!
Customer service: 877-671-7011

Door preparation template



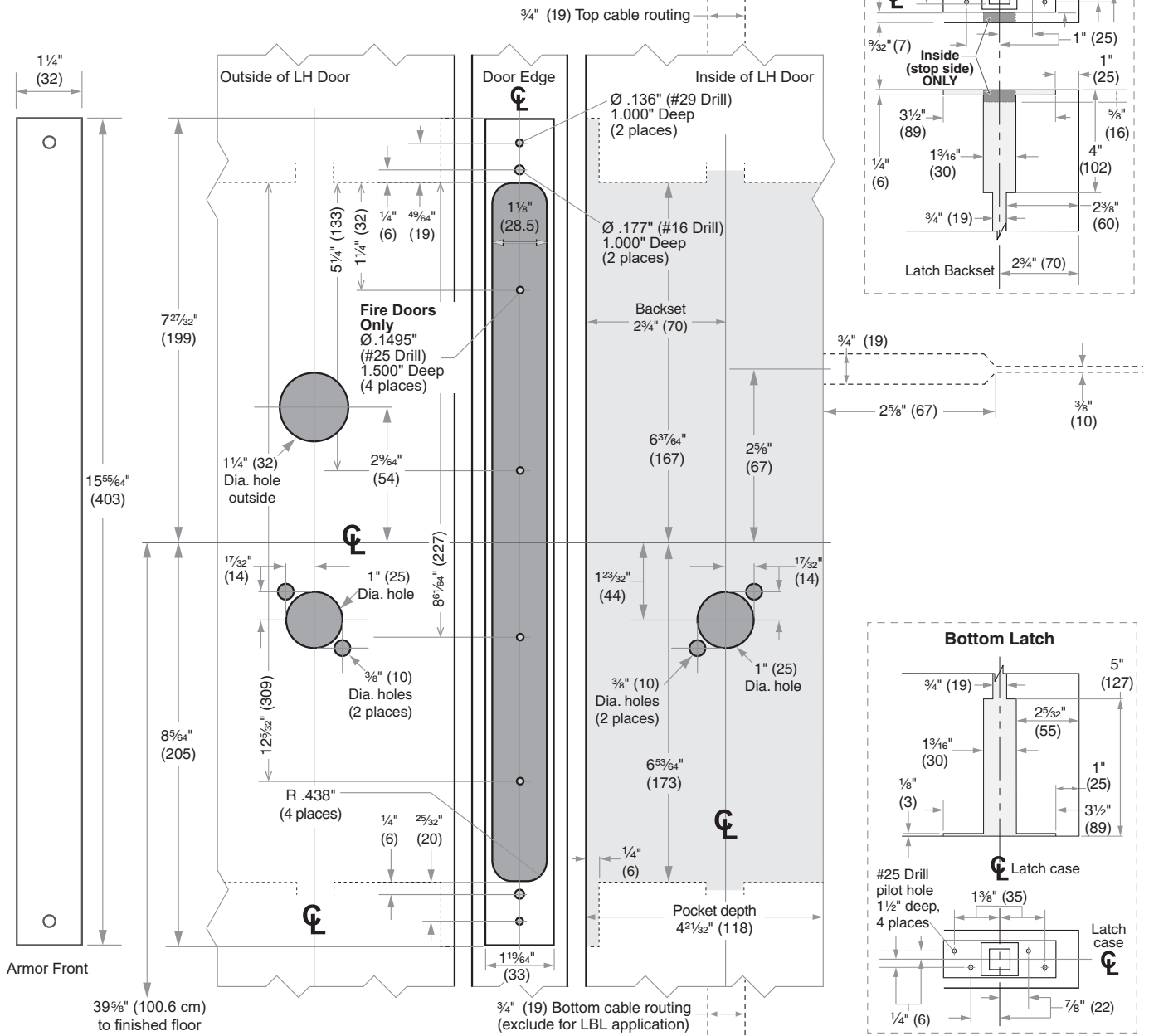
LM9200-Series

Models LM9292 EL/EU, LM9292F EL/EU, LM9293 EL/EU, LM9293F EL/EU Locks

Door Type: Wood or composite, flat or beveled
Trim: Rose

For case and strike dimensions, see Template L3.

NOTE: For fire-rated locks less bottom latch (LBL), refer to template #L959 for additional door preparation instructions.



Dimensions shown in parentheses () are in millimeters.

DRAWING IS NOT TO SCALE!
Customer service: 877-671-7011

We can help you find the correct guide for your product and application!

Door preparation template

L940



ALLEGION™

LM9200-Series

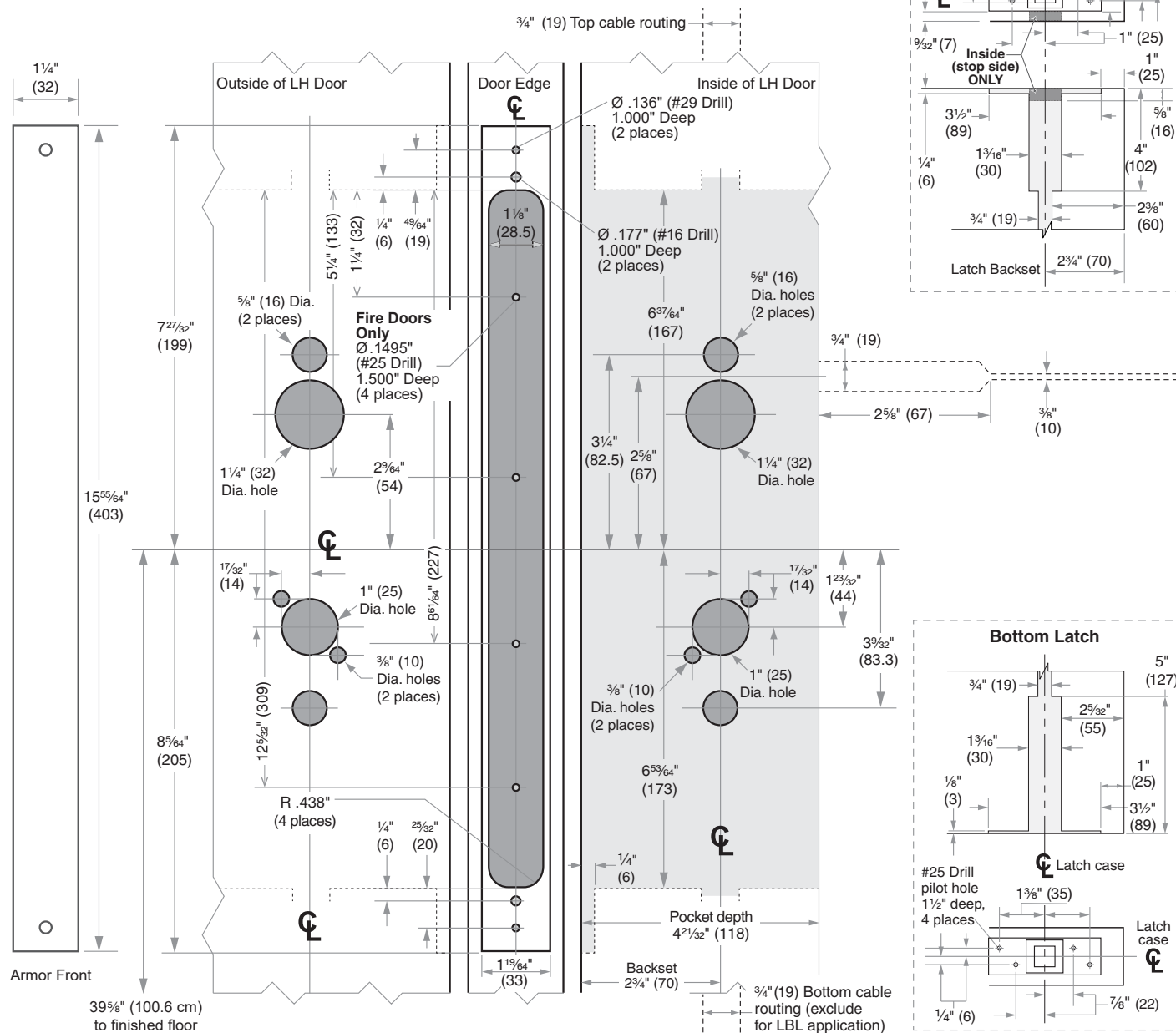
Models LM9294 EL/EU, LM9294F EL/EU, LM9295 EL/EU, LM9295F EL/EU Locks

Door Type: Wood or composite, flat or beveled

Trim: Escutcheon

For case and strike dimensions, see Template L3.

NOTE: For fire-rated locks less bottom latch (LBL), refer to template #L959 for additional door preparation instructions.



Dimensions shown in parentheses () are in millimeters.

DRAWING IS NOT TO SCALE!

Customer service: 877-671-7011

We can help you find the correct guide for your product and application!

Door preparation template

L941



LM9200-Series

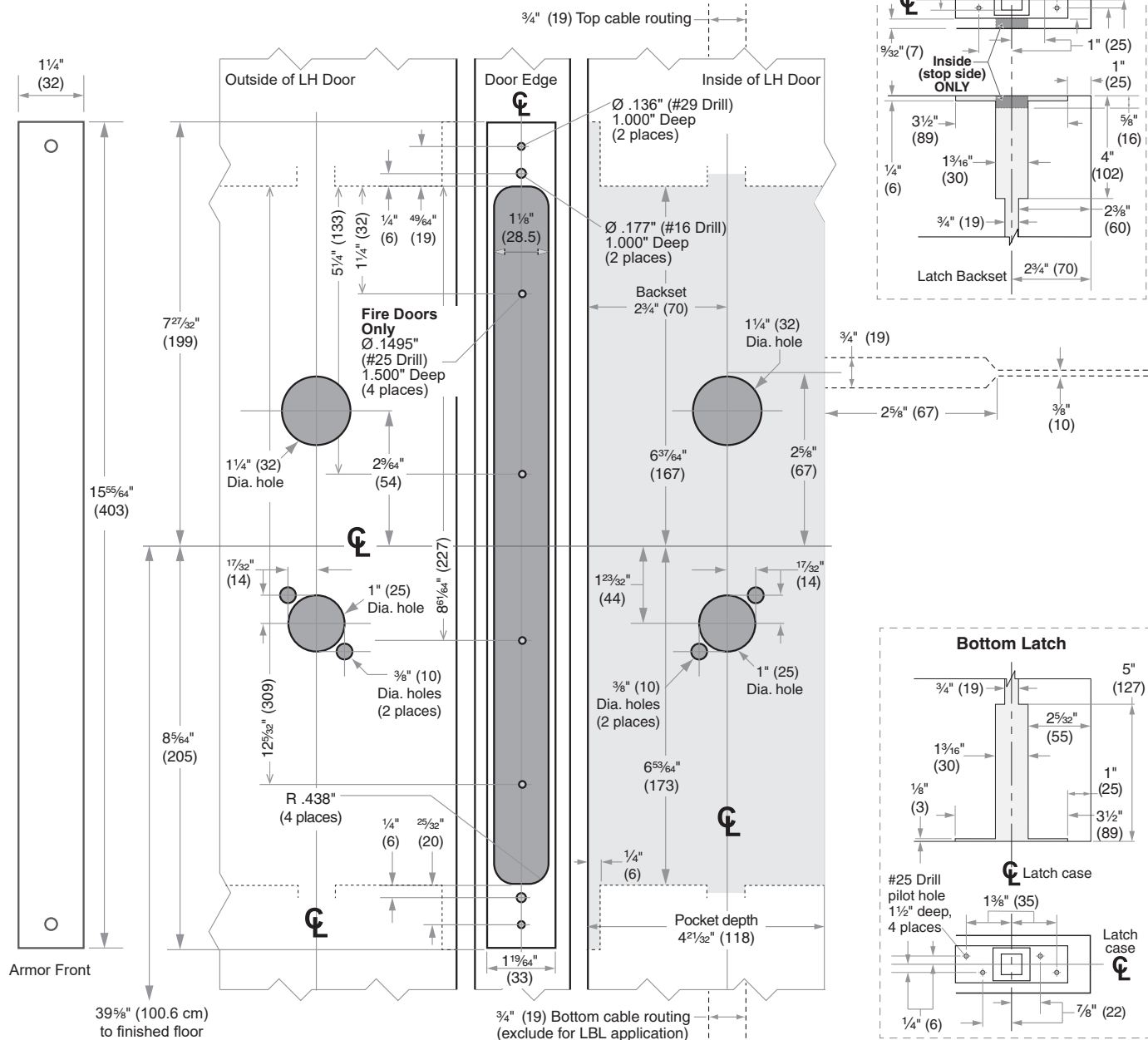
Models LM9294 EL/EU, LM9294F EL/EU, LM9295 EL/EU, LM9295F EL/EU Locks

Door Type: Wood or composite, flat or beveled

Trim: Rose

For case and strike dimensions, see Template L3.

NOTE: For fire-rated locks less bottom latch (LBL), refer to template #L959 for additional door preparation instructions.



Dimensions shown in parentheses () are in millimeters.

DRAWING IS NOT TO SCALE!

Customer service: 877-671-7011

We can help you find the correct guide for your product and application!

Door preparation template

L942



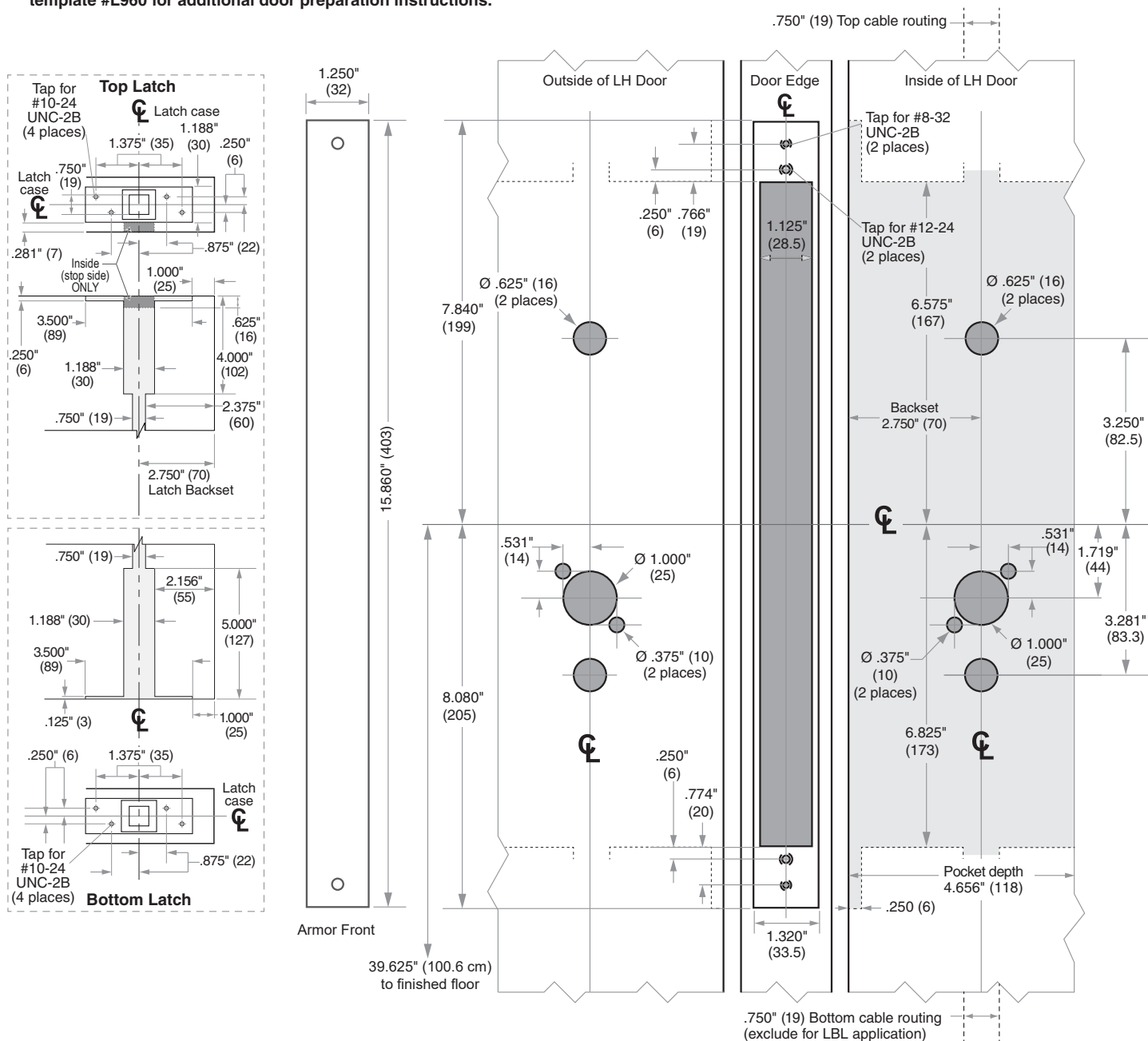
LM9200-Series

Models LM9210, LM9210M Locks

Door Type: Metal, flat or beveled
 Trim: Escutcheon

For case and strike dimensions, see Template L3.

NOTE: For fire-rated locks less bottom latch (LBL), refer to template #L960 for additional door preparation instructions.



Dimensions shown in parentheses () are in millimeters.

© 2019 Allegion
 L943 Rev.08/19
 us.allegion.com

DRAWING IS NOT TO SCALE!
Customer service: 877-671-7011

We can help you find the correct guide for your product and application!

Door preparation template

L943



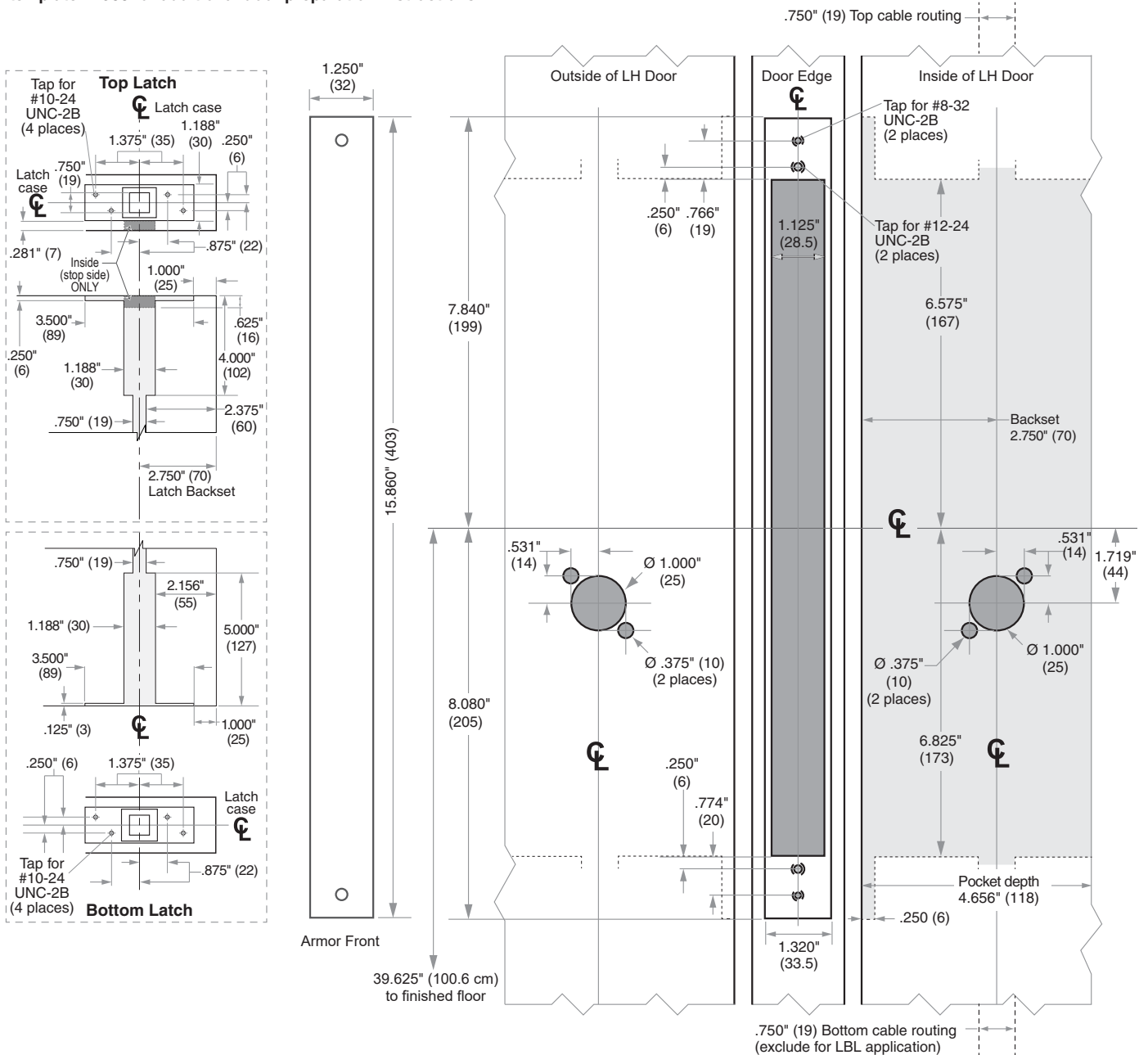
LM9200-Series

Models LM9210, LM9210M Locks

Door Type: Metal, flat or beveled
 Trim: Rose

For case and strike dimensions, see Template L3.

NOTE: For fire-rated locks less bottom latch (LBL), refer to template #L960 for additional door preparation instructions.



Dimensions shown in parentheses () are in millimeters.

© 2019 Allegion
 L944 Rev.08/19
 us.allegion.com

DRAWING IS NOT TO SCALE!
Customer service: 877-671-7011

We can help you find the correct guide for your product and application!

Door preparation template

L944



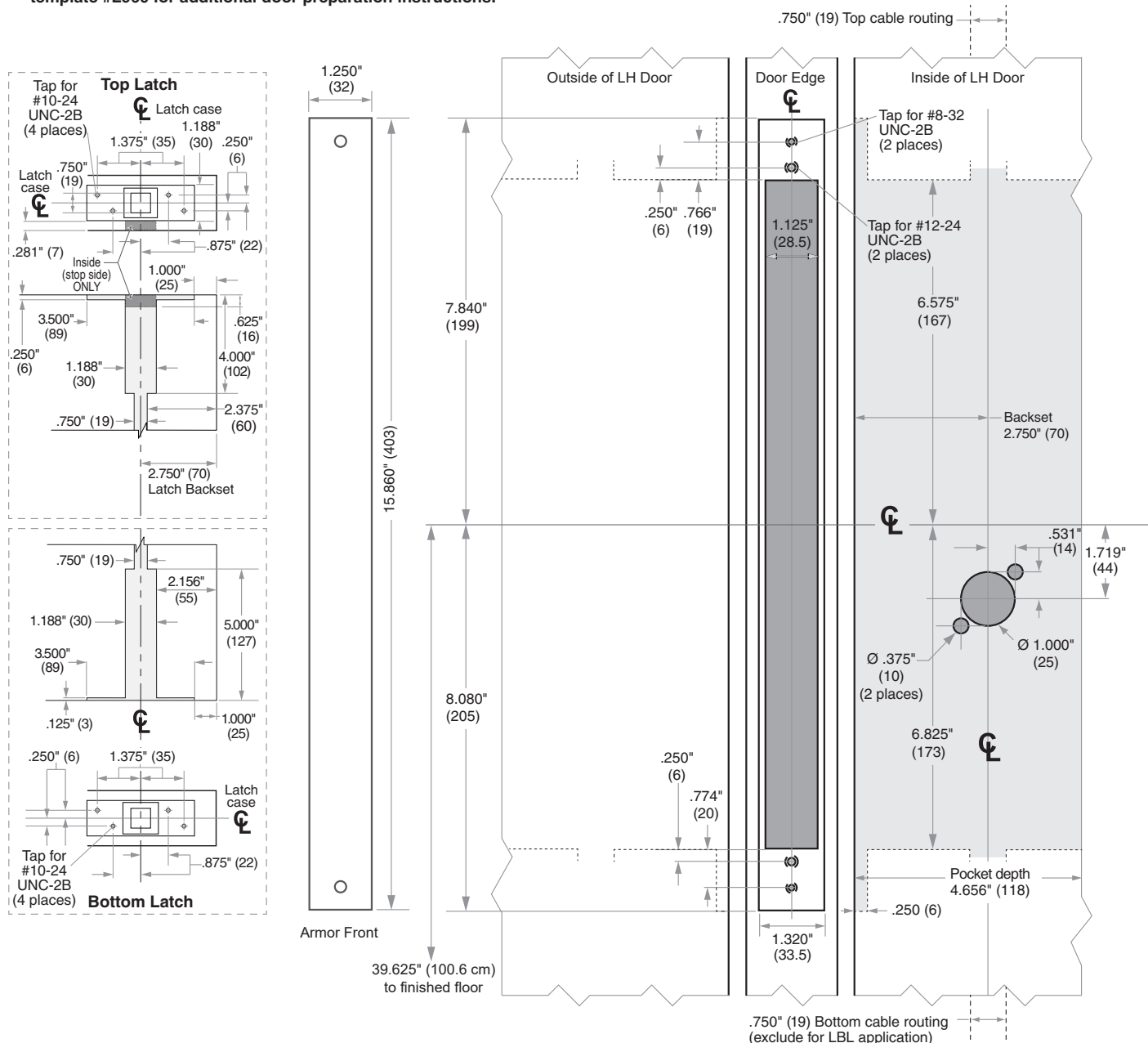
LM9200-Series

Models LM9225, LM9225M Locks

Door Type: Metal, flat or beveled
 Trim: Rose

For case and strike dimensions, see Template L3.

NOTE: For fire-rated locks less bottom latch (LBL), refer to template #L960 for additional door preparation instructions.



Dimensions shown in parentheses () are in millimeters.

© 2019 Allegion
 L946 Rev.08/19
 us.allegion.com

DRAWING IS NOT TO SCALE!
Customer service: 877-671-7011

We can help you find the correct guide for your product and application!

Door preparation template

L946



LM9200-Series

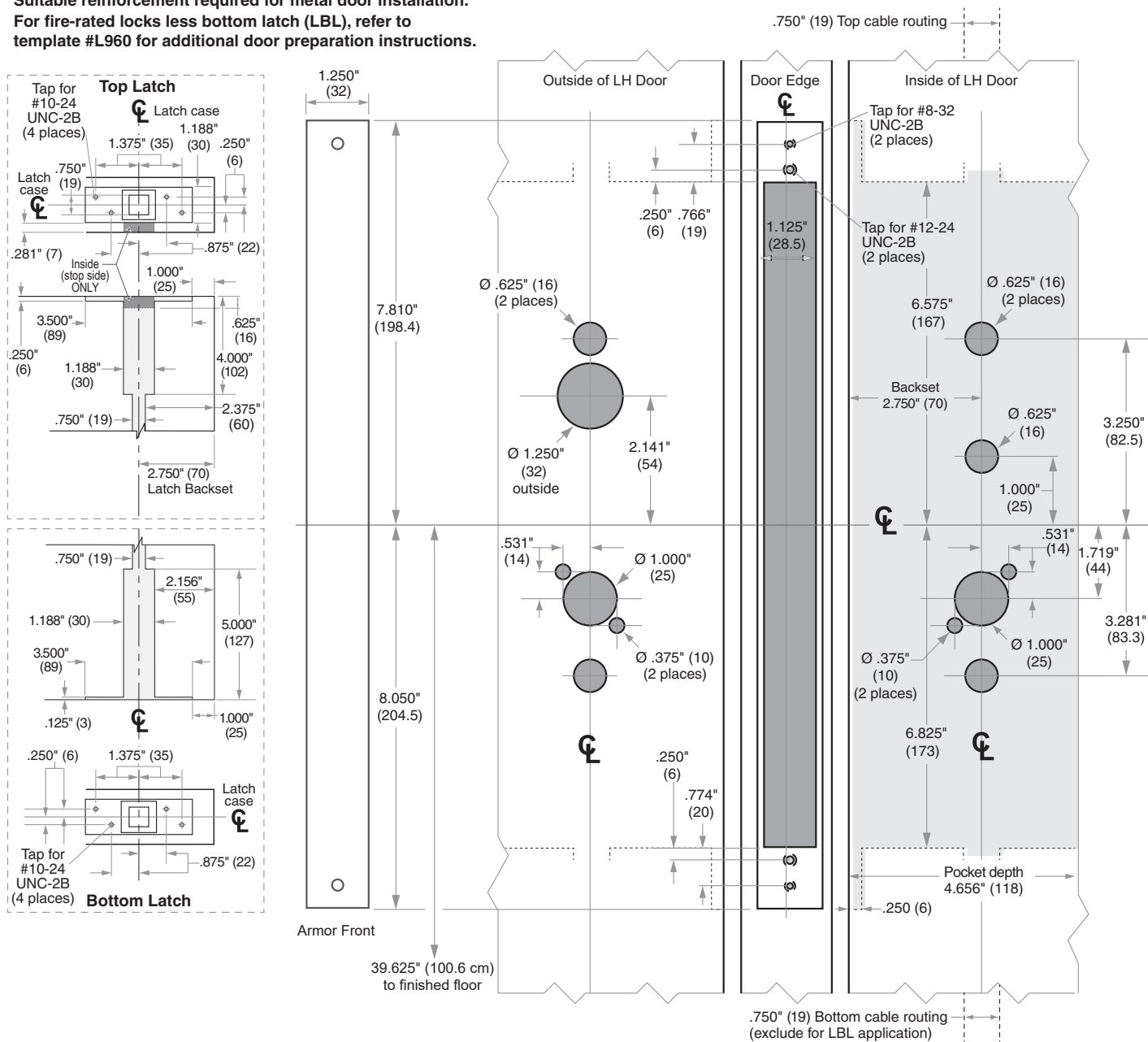
Models LM9250, LM9250M, LM9256, LM9256M Locks

Door Type: Metal, flat or beveled
Trim: Escutcheon

For case and strike dimensions, see Template L3.

NOTES:

Suitable reinforcement required for metal door installation.
For fire-rated locks less bottom latch (LBL), refer to template #L960 for additional door preparation instructions.



Dimensions shown in parentheses () are in millimeters.

© 2019 Allegion
L947 Rev.08/19
us.allegion.com

DRAWING IS NOT TO SCALE!
Customer service: 877-671-7011

We can help you find the correct guide for your product and application!

Door preparation template

L947



LM9200-Series

Models LM9250, LM9250M, LM9256, LM9256M Locks

Door Type: Metal, flat or beveled

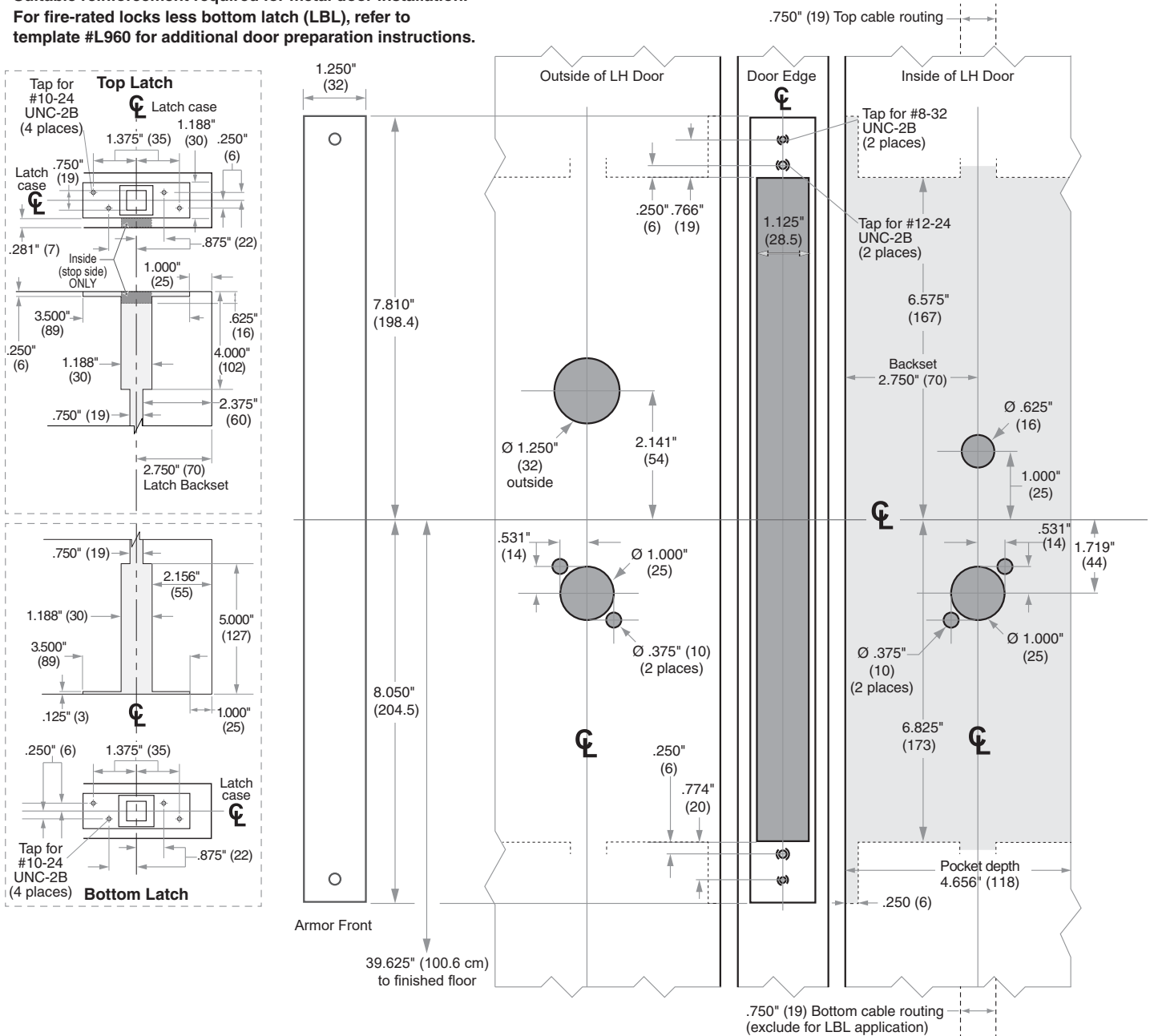
Trim: Rose

For case and strike dimensions, see Template L3.

NOTES:

Suitable reinforcement required for metal door installation.

For fire-rated locks less bottom latch (LBL), refer to template #L960 for additional door preparation instructions.



Dimensions shown in parentheses () are in millimeters.

© 2019 Allegion
L948 Rev.08/19
us.allegion.com

DRAWING IS NOT TO SCALE!
Customer service: 877-671-7011

We can help you find the correct guide for your product and application!

Door preparation template

L948



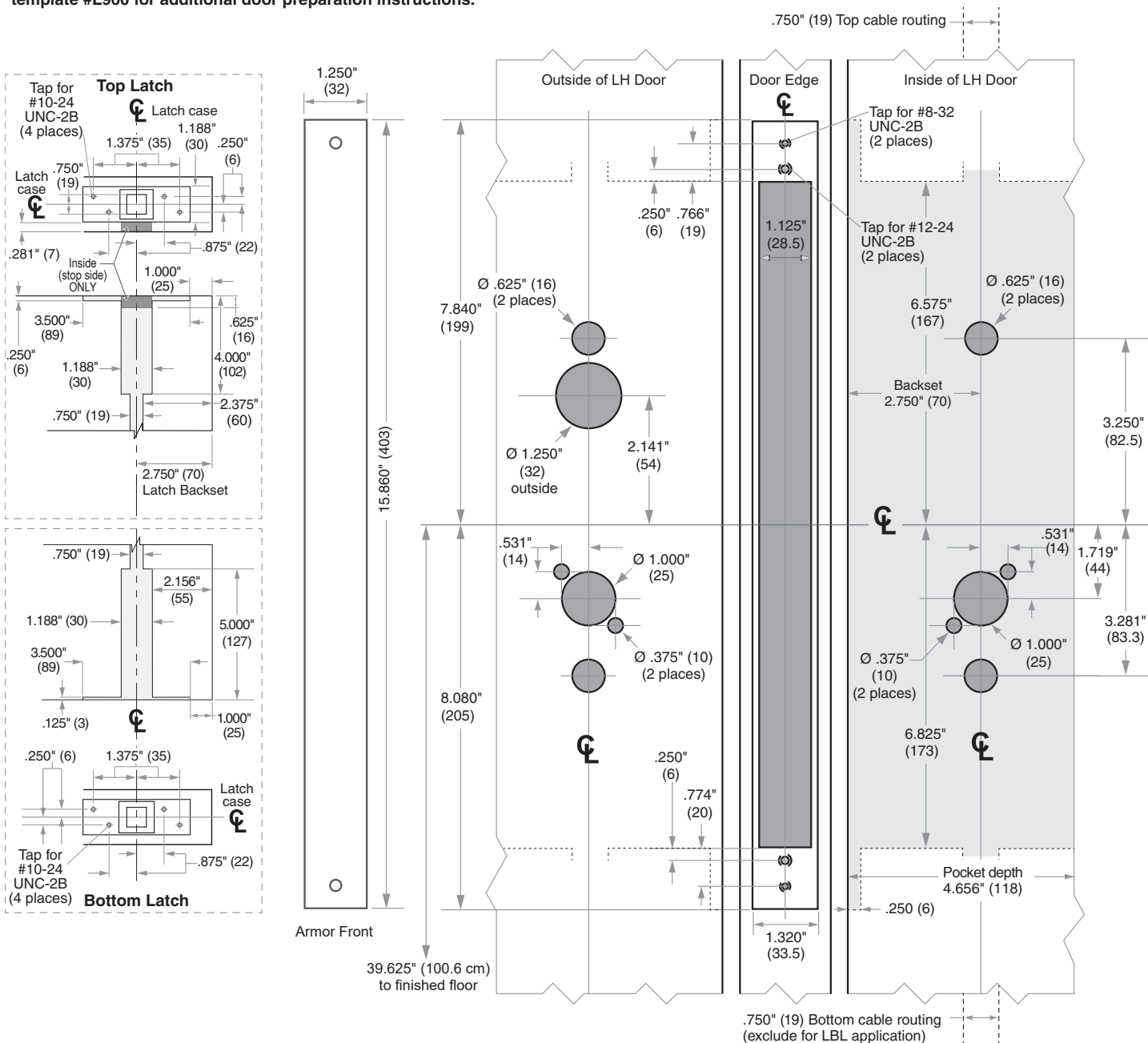
LM9200-Series

Models LM9270, LM9270M, LM9280, LM9280M Locks

Door Type: Metal, flat or beveled
Trim: Escutcheon

For case and strike dimensions, see Template L3.

NOTE: For fire-rated locks less bottom latch (LBL), refer to template #L960 for additional door preparation instructions.



Dimensions shown in parentheses () are in millimeters.

© 2019 Allegion
L949 Rev.08/19
us.allegion.com

DRAWING IS NOT TO SCALE!
Customer service: 877-671-7011

We can help you find the correct guide for your product and application!

Door preparation template

L949



LM9200-Series

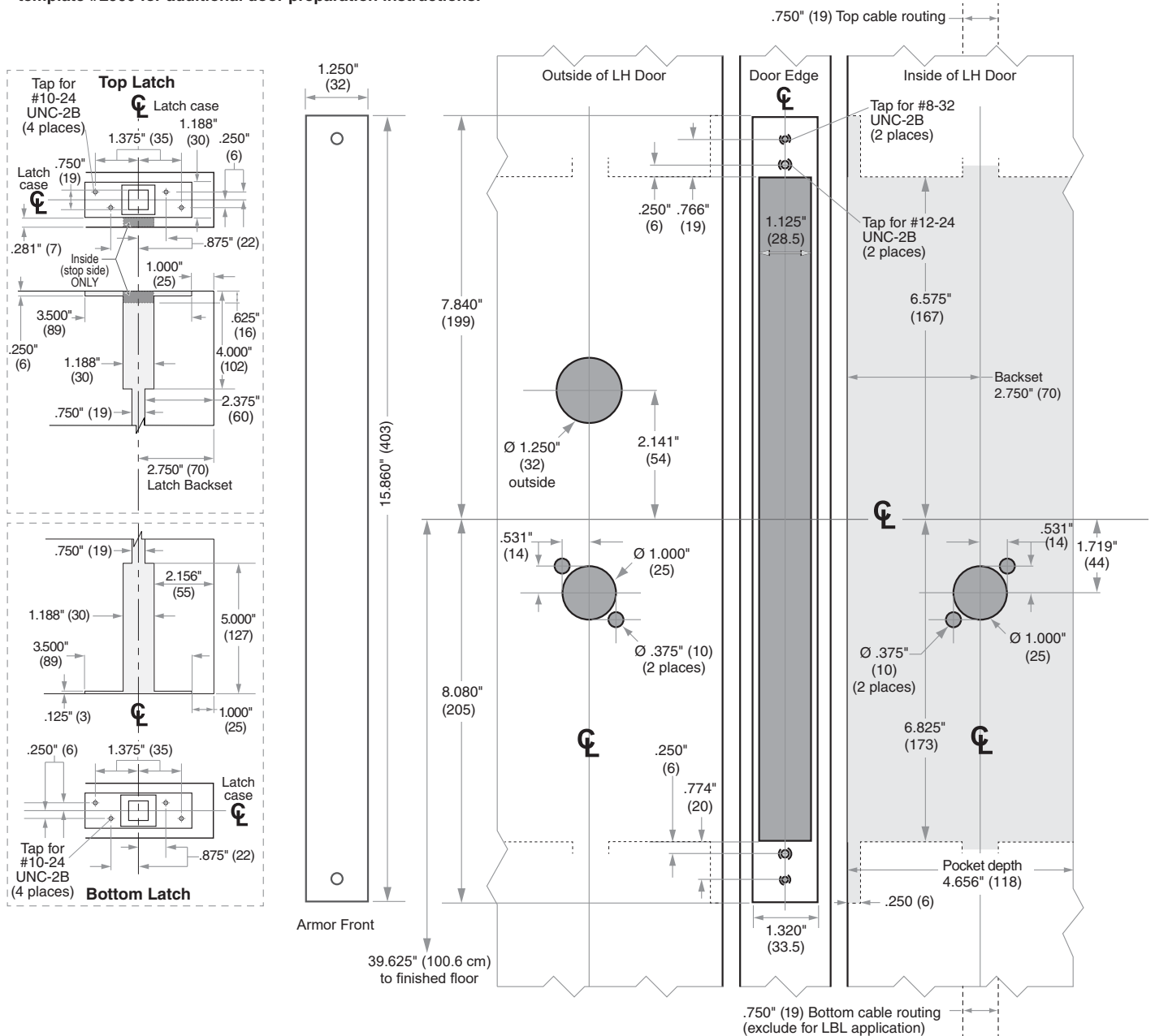
Models LM9270, LM9270M, LM9280, LM9280M Locks

Door Type: Metal, flat or beveled

Trim: Rose

For case and strike dimensions, see Template L3.

NOTE: For fire-rated locks less bottom latch (LBL), refer to template #L960 for additional door preparation instructions.



Dimensions shown in parentheses () are in millimeters.

© 2019 Allegion
L950 Rev.08/19
us.allegion.com

DRAWING IS NOT TO SCALE!
Customer service: 877-671-7011

We can help you find the correct guide for your product and application!

Door preparation template

L950



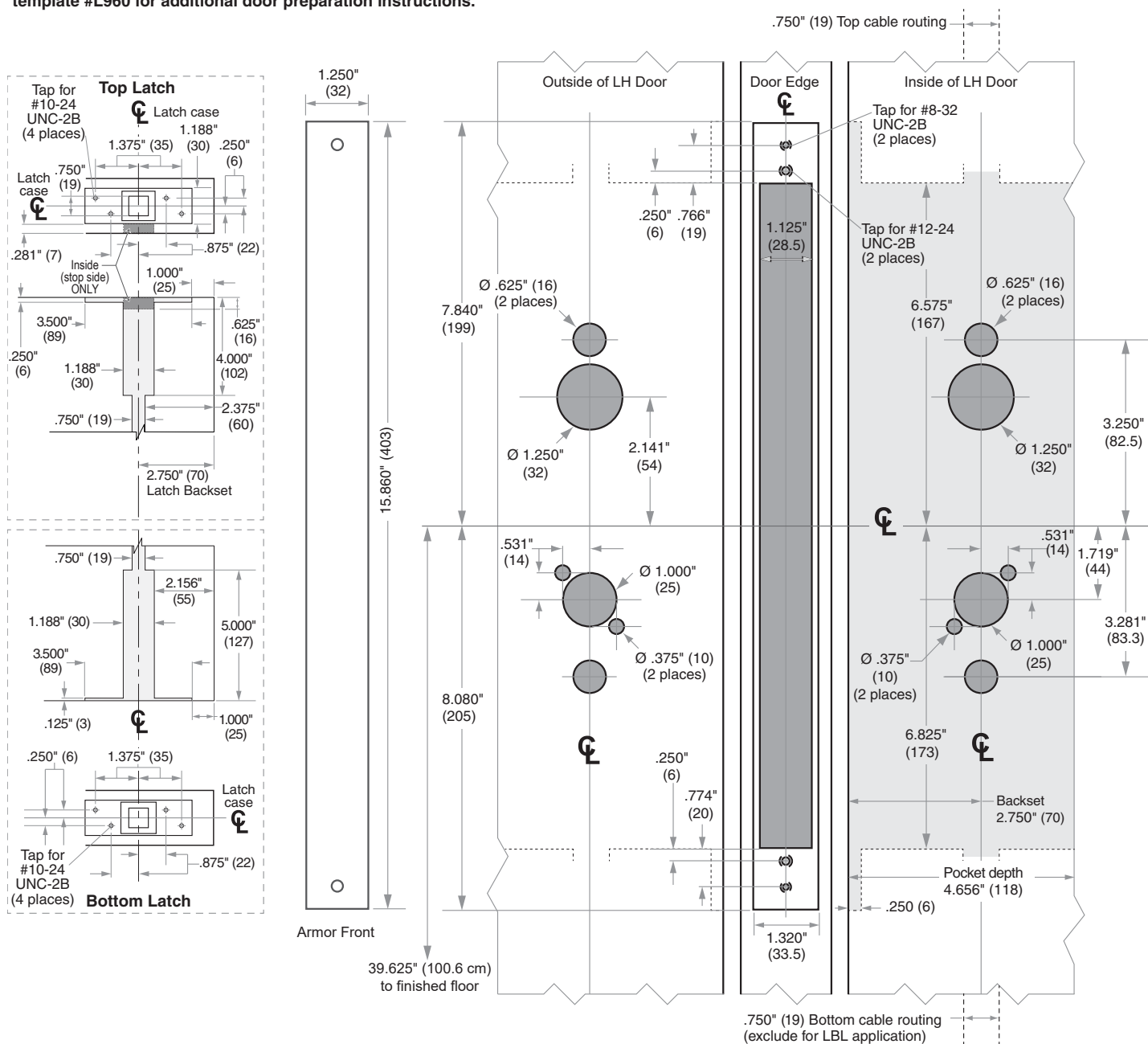
LM9200-Series

Models LM9271, LM9271M Locks

Door Type: Metal, flat or beveled
 Trim: Escutcheon

For case and strike dimensions, see Template L3.

NOTE: For fire-rated locks less bottom latch (LBL), refer to template #L960 for additional door preparation instructions.



Dimensions shown in parentheses () are in millimeters.

© 2019 Allegion
 L951 Rev.08/19
 us.allegion.com

DRAWING IS NOT TO SCALE!
Customer service: 877-671-7011

We can help you find the correct guide for your product and application!

Door preparation template

L951



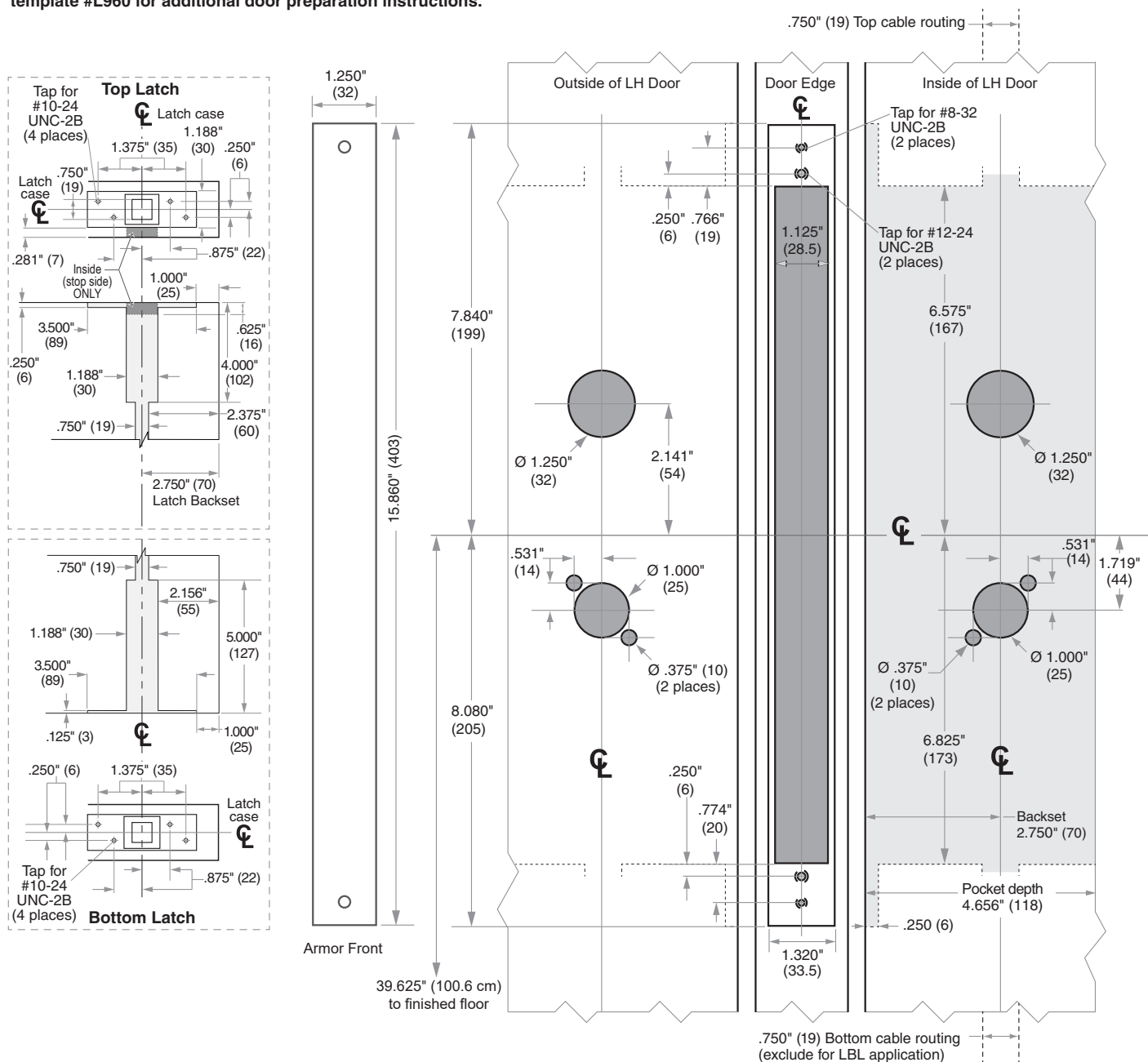
LM9200-Series

Models LM9271, LM9271M Locks

Door Type: Metal, flat or beveled
 Trim: Rose

For case and strike dimensions, see Template L3.

NOTE: For fire-rated locks less bottom latch (LBL), refer to template #L960 for additional door preparation instructions.



Dimensions shown in parentheses () are in millimeters.

© 2019 Allegion
 L952 Rev.08/19
 us.allegion.com

DRAWING IS NOT TO SCALE!
Customer service: 877-671-7011

We can help you find the correct guide for your product and application!

Door preparation template

L952



ALLEGION™

LM9200-Series

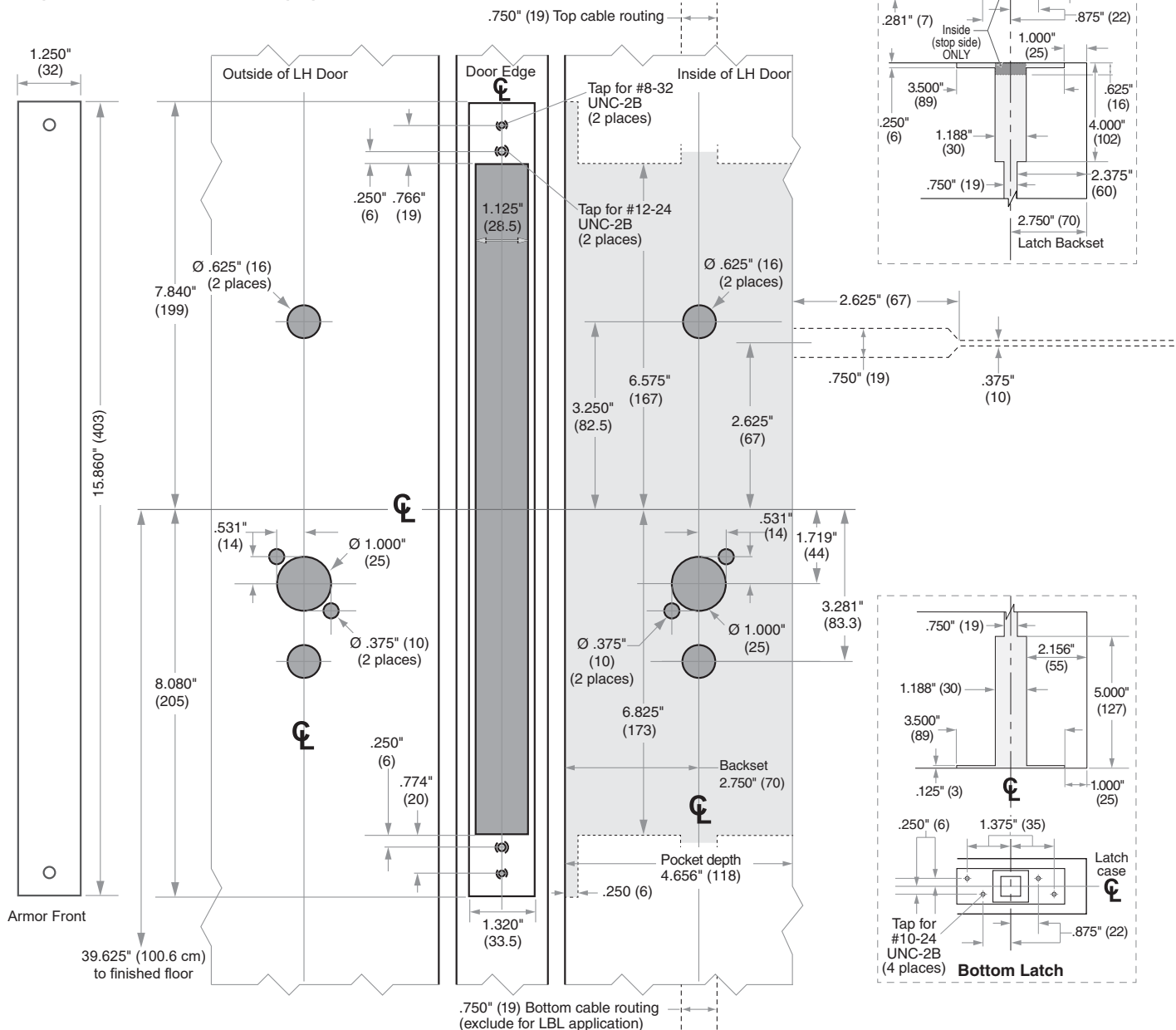
Models LM9290EL/EU, LM9290M EL/EU, LM9291 EL/EU, LM9291M EL/EU Locks

Door Type: Metal, flat or beveled

Trim: Escutcheon

For case and strike dimensions, see Template L3.

NOTE: For fire-rated locks less bottom latch (LBL), refer to template #L960 for additional door preparation instructions.



Dimensions shown in parentheses () are in millimeters.

© 2019 Allegion
L953 Rev.08/19
us.allegion.com

DRAWING IS NOT TO SCALE!

Customer service: 877-671-7011

We can help you find the correct guide for your product and application!

Door preparation template

L953



ALLEGION™

LM9200-Series

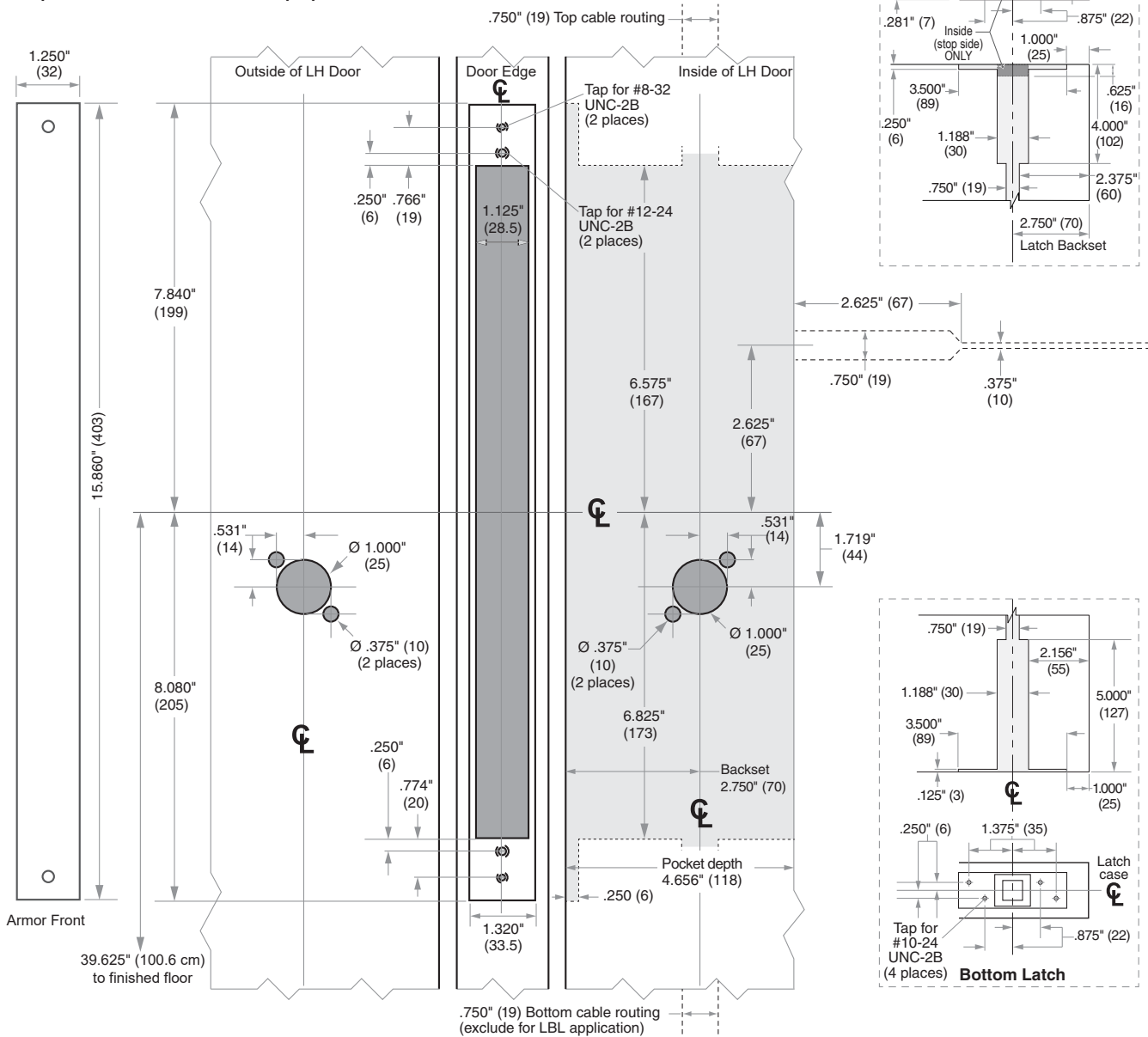
Models LM9290EL/EU, LM9290M EL/EU, LM9291 EL/EU, LM9291M EL/EU Locks

Door Type: Metal, flat or beveled

Trim: Rose

For case and strike dimensions, see Template L3.

NOTE: For fire-rated locks less bottom latch (LBL), refer to template #L960 for additional door preparation instructions.



Dimensions shown in parentheses () are in millimeters.

© 2019 Allegion
L954 Rev.08/19
us.allegion.com

DRAWING IS NOT TO SCALE!

Customer service: 877-671-7011

We can help you find the correct guide for your product and application!

Door preparation template

L954



LM9200-Series

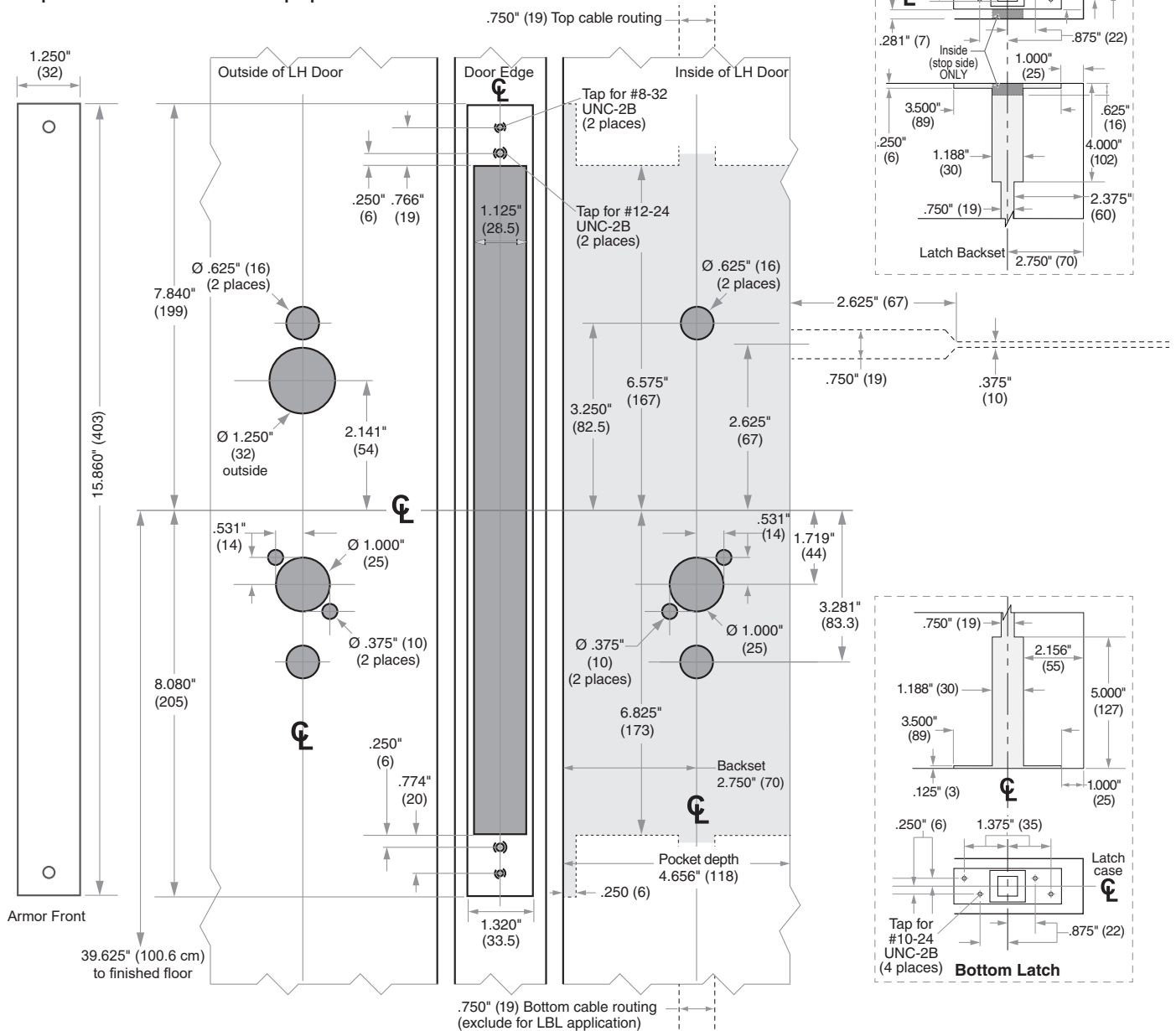
Models LM9292EL/EU, LM9292M EL/EU, LM9293 EL/EU, LM9293M EL/EU Locks

Door Type: Metal, flat or beveled

Trim: Escutcheon

For case and strike dimensions, see Template L3.

NOTE: For fire-rated locks less bottom latch (LBL), refer to template #L960 for additional door preparation instructions.



Dimensions shown in parentheses () are in millimeters.

© 2019 Allegion
L955 Rev.08/19
us.allegion.com

DRAWING IS NOT TO SCALE!
Customer service: 877-671-7011

We can help you find the correct guide for your product and application!

Door preparation template

L955



ALLEGION™

LM9200-Series

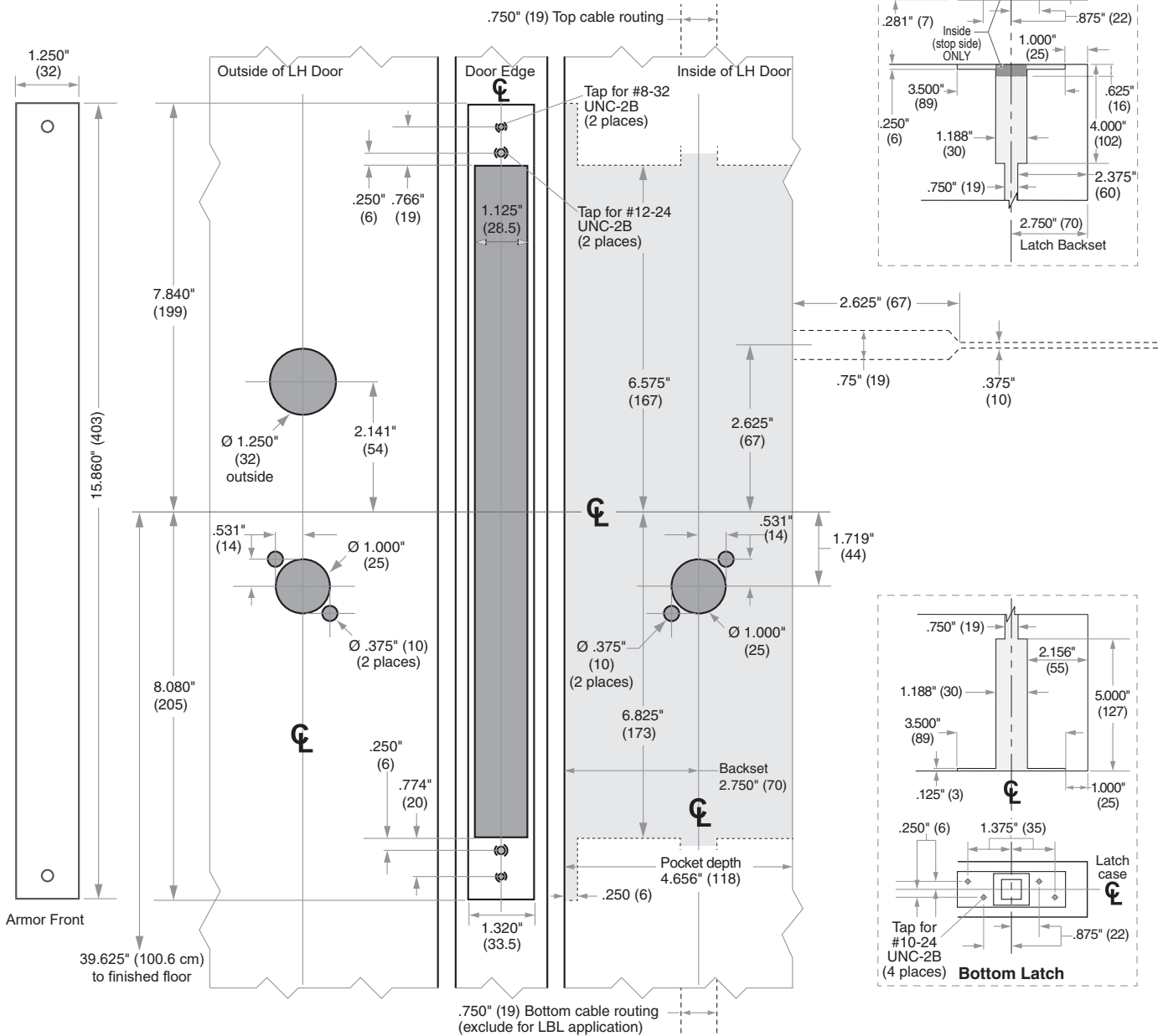
Models LM9292EL/EU, LM9292M EL/EU, LM9293 EL/EU, LM9293M EL/EU Locks

Door Type: Metal, flat or beveled

Trim: Rose

For case and strike dimensions, see Template L3.

NOTE: For fire-rated locks less bottom latch (LBL), refer to template #L960 for additional door preparation instructions.



Dimensions shown in parentheses () are in millimeters.

DRAWING IS NOT TO SCALE!
Customer service: 877-671-7011

We can help you find the correct guide for your product and application!

© 2019 Allegion
L956 Rev.08/19
us.allegion.com

Door preparation template

L956



LM9200-Series

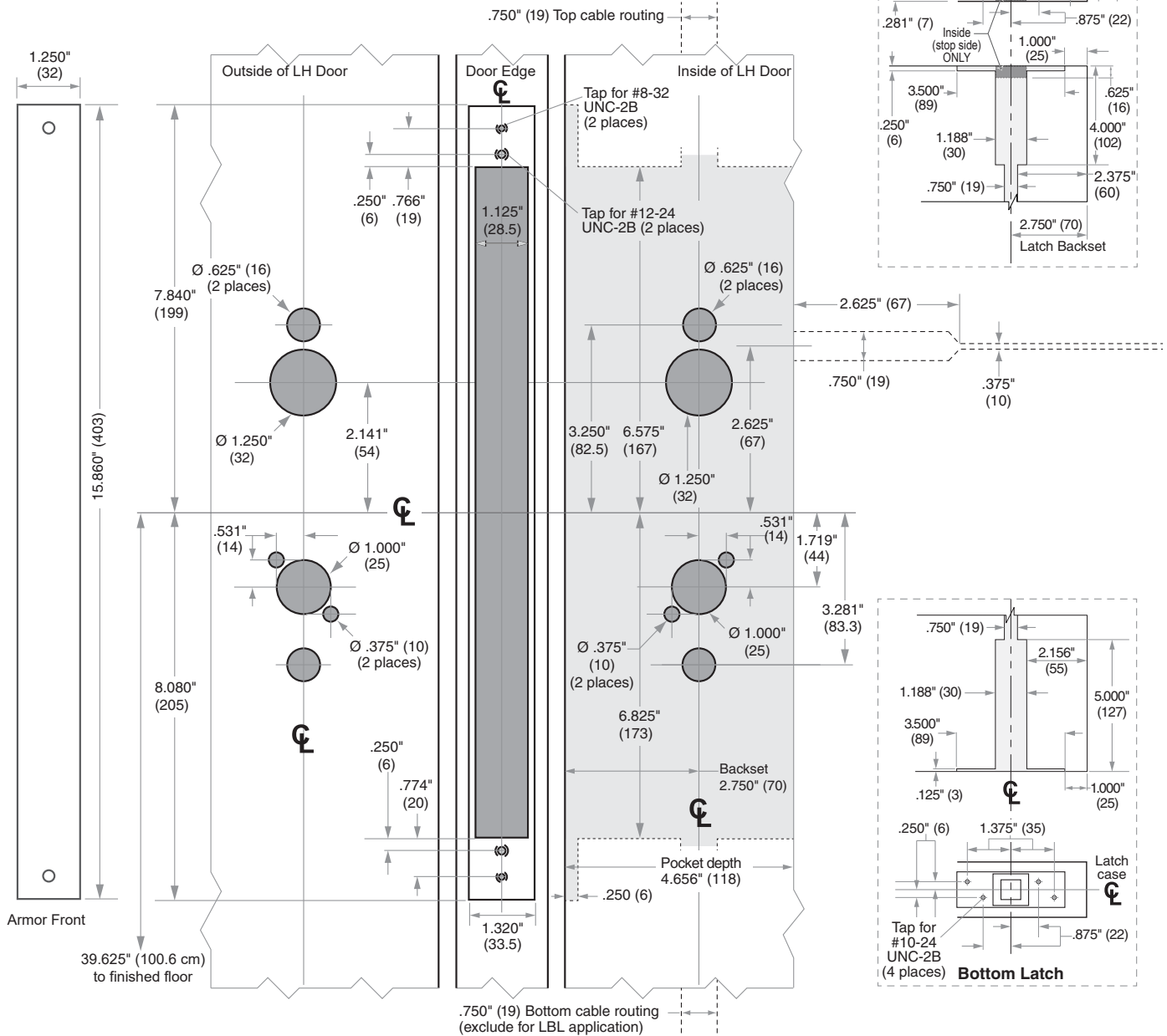
Models LM9294EL/EU, LM9294M EL/EU, LM9295 EL/EU, LM9295M EL/EU Locks

Door Type: Metal, flat or beveled

Trim: Escutcheon

For case and strike dimensions, see Template L3.

NOTE: For fire-rated locks less bottom latch (LBL), refer to template #L960 for additional door preparation instructions.



Dimensions shown in parentheses () are in millimeters.

DRAWING IS NOT TO SCALE!
Customer service: 877-671-7011

We can help you find the correct guide for your product and application!

Door preparation template

L957



LM9200-Series

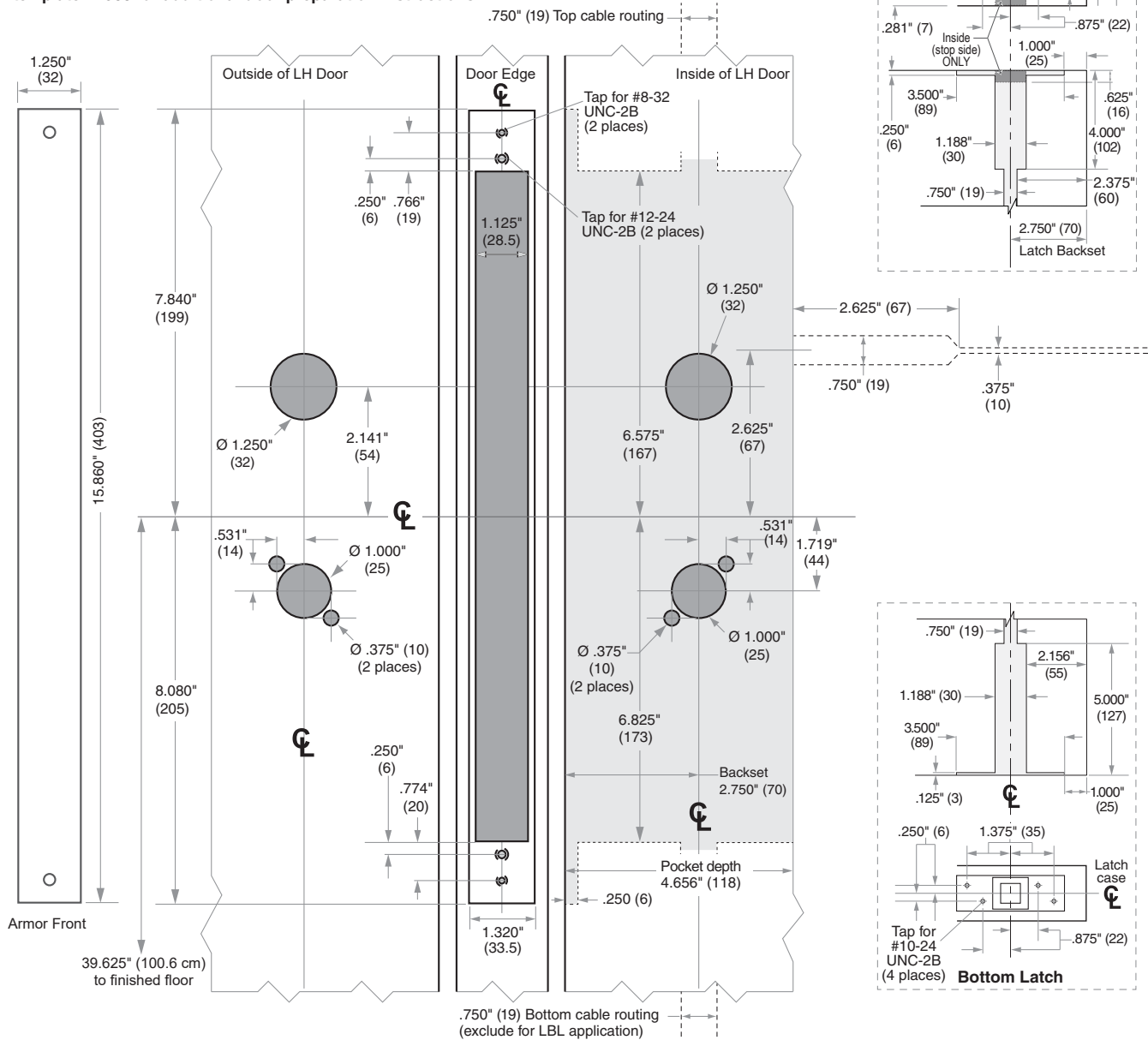
Models LM9294EL/EU, LM9294M EL/EU, LM9295 EL/EU, LM9295M EL/EU Locks

Door Type: Metal, flat or beveled

Trim: Rose

For case and strike dimensions, see Template L3.

NOTE: For fire-rated locks less bottom latch (LBL), refer to template #L960 for additional door preparation instructions.



Dimensions shown in parentheses () are in millimeters.

DRAWING IS NOT TO SCALE!

Customer service: 877-671-7011

We can help you find the correct guide for your product and application!

© 2019 Allegion
L958 Rev.08/19
us.allegion.com

Door preparation template

L958

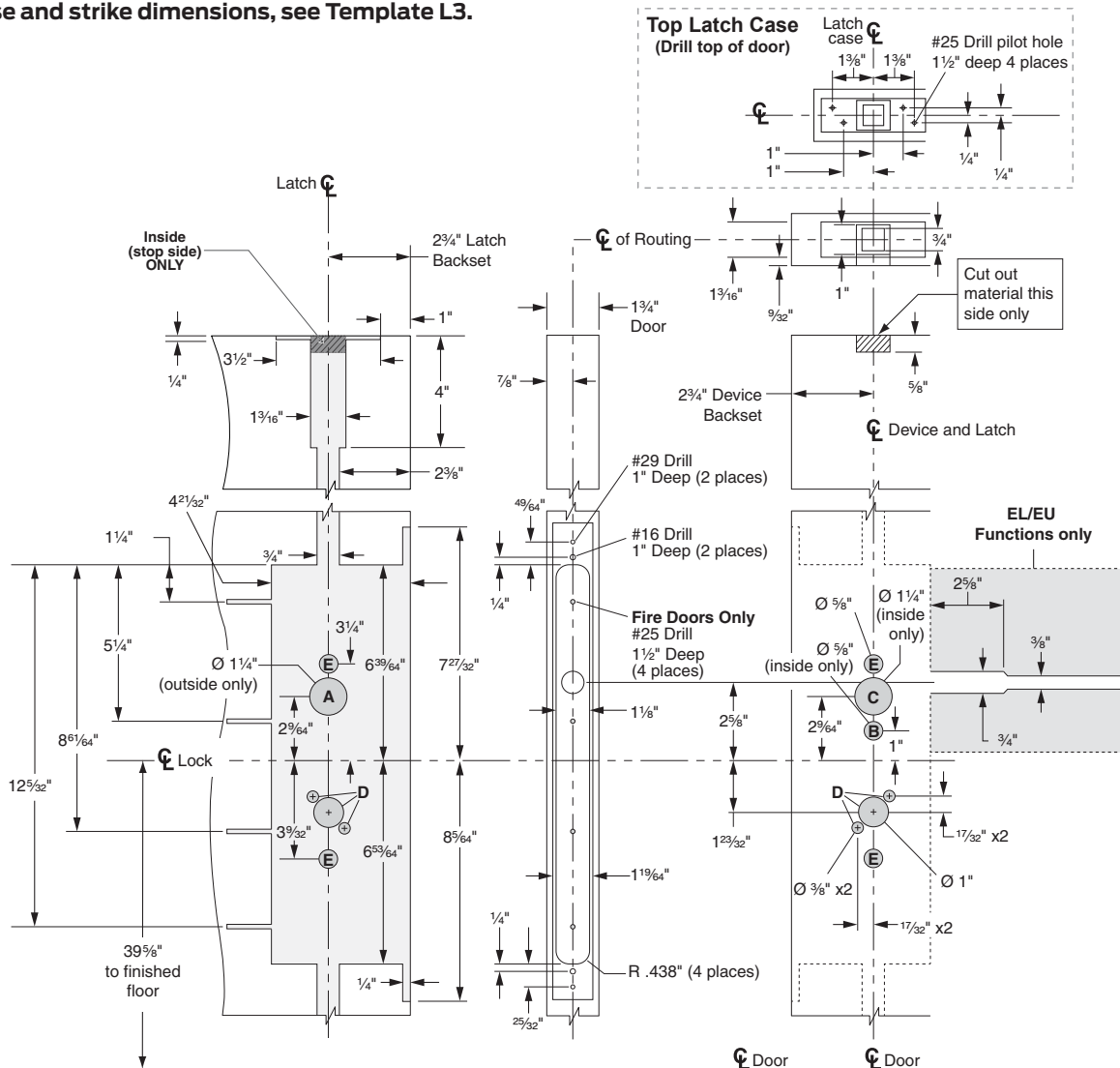


LM9200F-LBL (Less bottom latch)

Multi-Point Locks (20-minute wood door application)

Door Type: Wood or composite, flat or beveled
 Trim: Escutcheon or rose

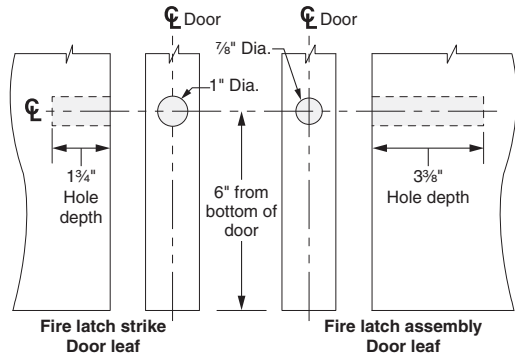
For case and strike dimensions, see Template L3.



Functions	OUTSIDE			INSIDE			
	A	D	E	B	C	D	E
LM9225							X
LM9210		X					X
LM9250, LM9256	X	X		X			X
LM9270, LM9280	X	X					X
LM9271, LM9294, LM9295	X	X			X	X	
LM9290, LM9291	X	X					X
LM9292, LM9293	X	X					X

Escutcheon trim

Escutcheon trim



NOTE:
 For additional information on fire door less bottom latch installation, please refer to instruction sheet #911009.

Dimensions shown in parentheses () are in millimeters.

DRAWING IS NOT TO SCALE!
 Customer service: 877-671-7011

Door preparation template



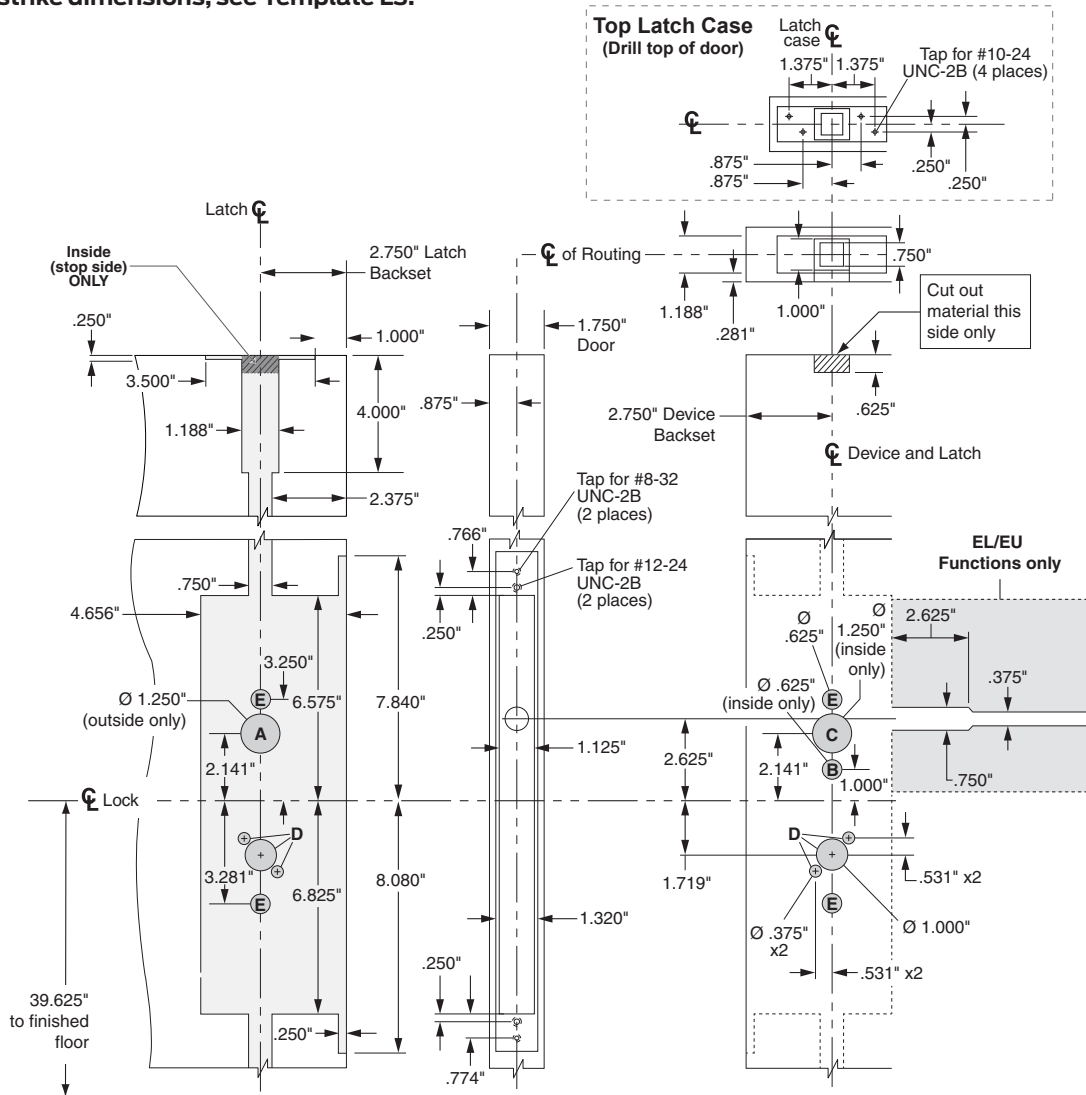
LM9200M-LBL (Less bottom latch)

Multi-Point Locks (90-minute metal door application)

Door Type: Metal, flat or beveled

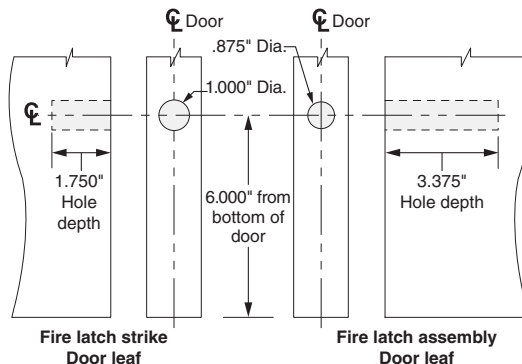
Trim: Escutcheon or rose

For case and strike dimensions, see Template L3.



Functions	OUTSIDE			INSIDE		
	A	D	E	B	C	E
LM9225	No holes					X
LM9210		X				X
LM9250, LM9256	X	X		X		X
LM9270, LM9280	X	X				X
LM9271, LM9294, LM9295	X	X			X	X
LM9290, LM9291		X				X
LM9292, LM9293	X	X				X

Escutcheon trim



NOTE: For additional information on fire door less bottom latch installation, please refer to instruction sheet #911009.

Dimensions shown in parentheses () are in millimeters.

DRAWING IS NOT TO SCALE!
Customer service: 877-671-7011

Door preparation template



L/LV/LM/LMV-Series

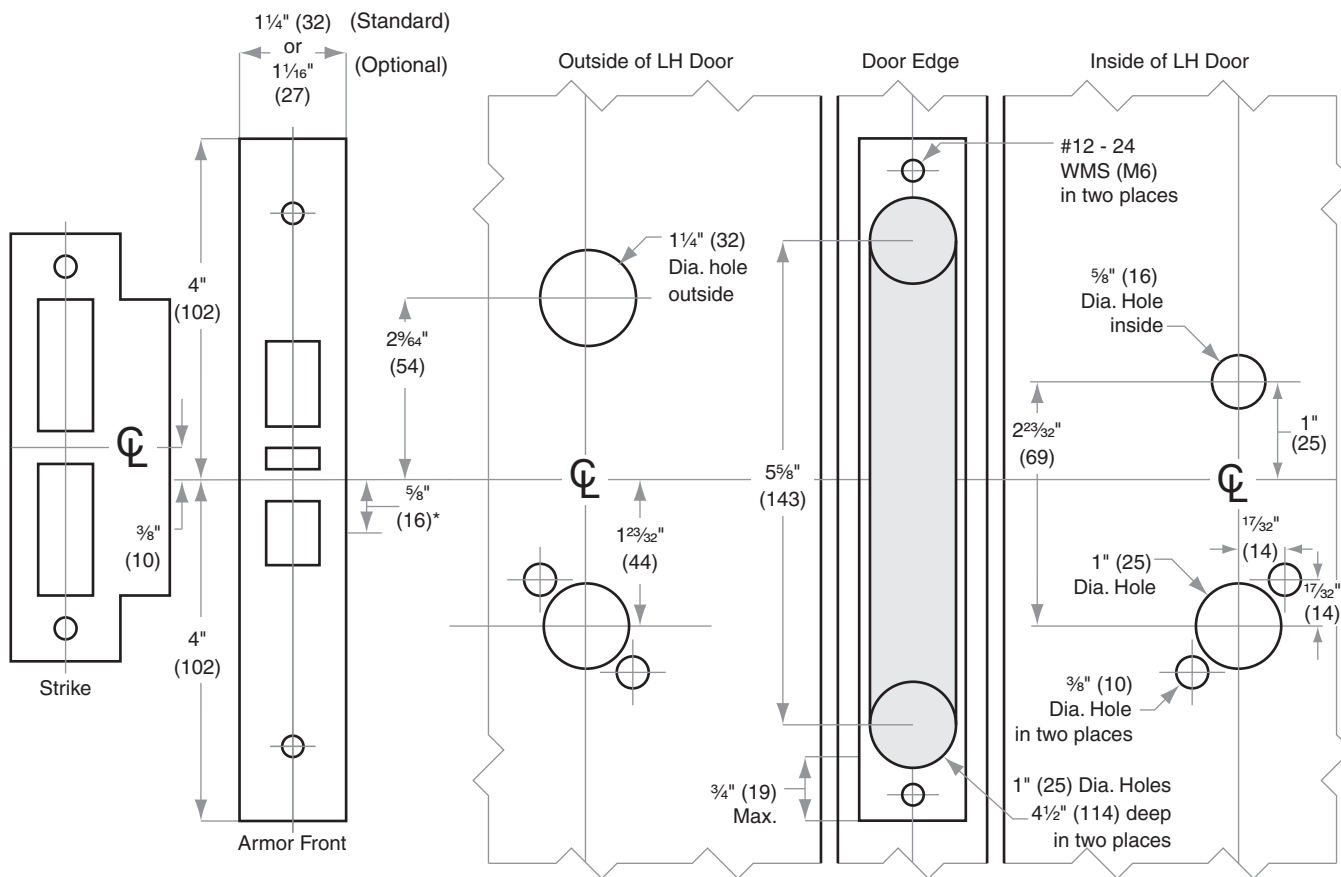
Models L9492, L9493 Electrified Locks

Door Type: Wood or composite, flat or beveled
 Trim: Rose

This template should not be used for HSLR trim. Use template L965 for HSLR trim.

For Case and Strike dimensions, see Template L1
Refer to Template L1 (revised October 2014 or later) for information to prepare the door for wire routing.

Left Hand (LH) Door Shown



* Centerline of Armor Front to Centerline of Latch dimension

Dimensions shown in parentheses () are in millimeters.

© 2019 Allegion
 L961 Rev.08/19
 us.allegion.com

DRAWING IS NOT TO SCALE!
Customer service: 877-671-7011

We can help you find the correct guide for your product and application!

Door preparation template

L961



L/LV/LM/LMV-Series

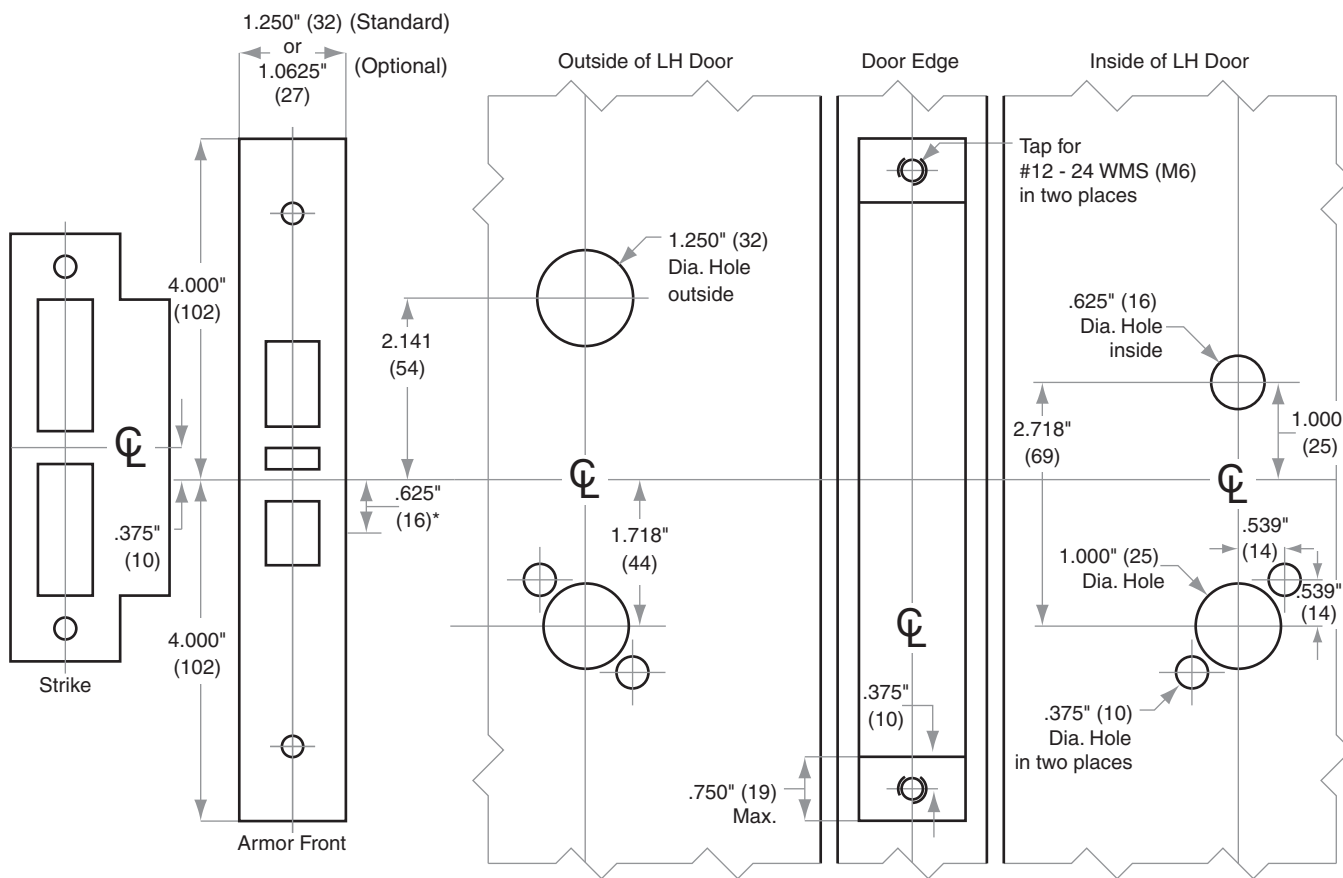
Models L9492, L9493 Electrified Locks

Door Type: Metal, flat or beveled
 Trim: Rose

This template should not be used for HSLR trim. Use template L966 for HSLR trim.

**For Case and Strike dimensions, see Template L1
 Refer to Template L1 (revised October 2014 or
 later) for information to prepare the door for
 wire routing.**

Left Hand (LH) Door Shown



* Centerline of Armor Front to Centerline of Latch dimension

Dimensions shown in parentheses () are in millimeters.

© 2019 Allegion
 L962 Rev.08/19
 us.allegion.com

DRAWING IS NOT TO SCALE!
Customer service: 877-671-7011
**We can help you find the correct guide for
 your product and application!**

Door preparation template
L962



L/LV/LM/LMV-Series

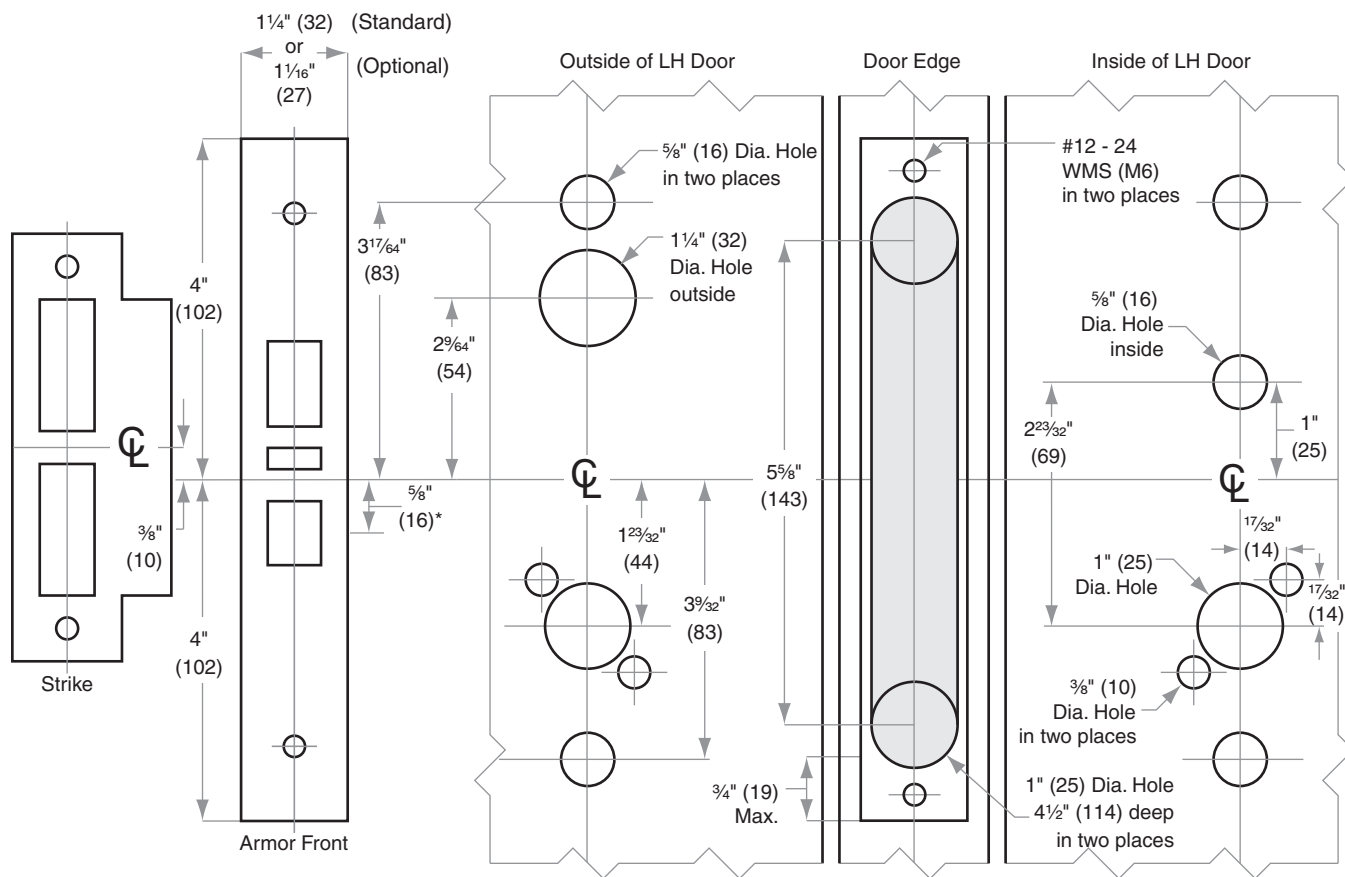
Models L9492, L9493 Electrified Locks

Door Type: Wood or composite, flat or beveled
 Trim: Escutcheon

This template should not be used for HSLR trim. Use template L965 for HSLR trim.

For Case and Strike dimensions, see Template L1
Refer to Template L1 (revised October 2014 or later) for information to prepare the door for wire routing.

Left Hand (LH) Door Shown



* Centerline of Armor Front to Centerline of Latch dimension

Dimensions shown in parentheses () are in millimeters.

© 2019 Allegion
 L963 Rev.08/19
 us.allegion.com

DRAWING IS NOT TO SCALE!
Customer service: 877-671-7011

We can help you find the correct guide for your product and application!

Door preparation template

L963



L/LV/LM/LMV-Series

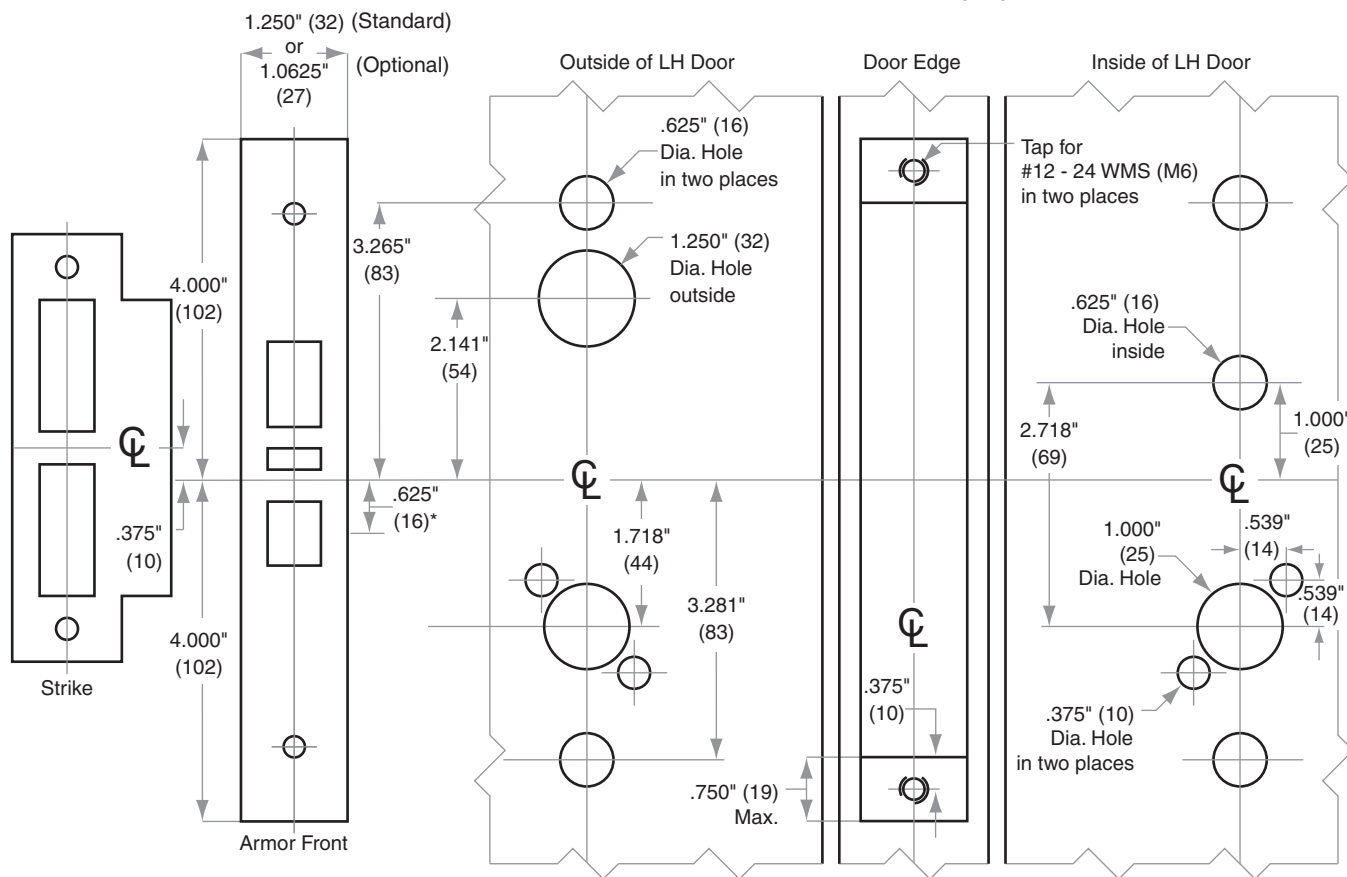
Models L9492, L9493 Electrified Locks

Door Type: Metal, flat or beveled
 Trim: Escutcheon

This template should not be used for HSLR trim. Use template L966 for HSLR trim.

**For Case and Strike dimensions, see Template L1
 Refer to Template L1 (revised October 2014 or
 later) for information to prepare the door for
 wire routing.**

Left Hand (LH) Door Shown



* Centerline of Armor Front to Centerline of Latch dimension

Dimensions shown in parentheses () are in millimeters.

© 2019 Allegion
 L964 Rev.08/19
 us.allegion.com

DRAWING IS NOT TO SCALE!
Customer service: 877-671-7011
**We can help you find the correct guide for
 your product and application!**

Door preparation template
L964



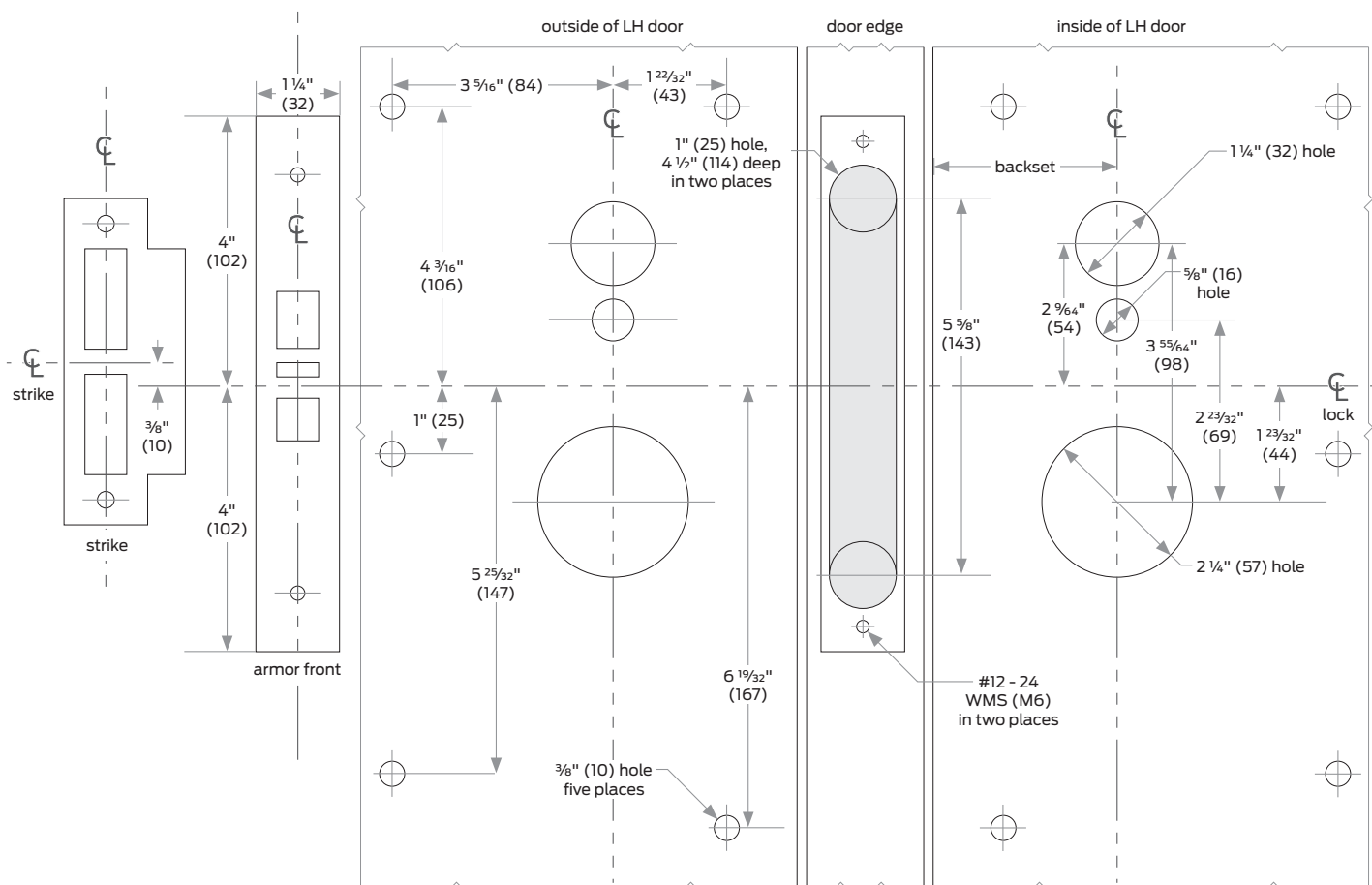
L9000-Series HSLR



Door Type: Wood or Composite, Flat or beveled
 Trim: Escutcheon

For case and strike dimensions, see Template [L4](#).

LH door shown



Dimensions shown in parentheses () are in millimeters.

© 2019 Allegion
 L965 Rev.08/19
 us.allegion.com

DRAWING IS NOT TO SCALE!
Customer service: 877-671-7011
We can help you find the correct guide for your product and application!

Door preparation template

L965

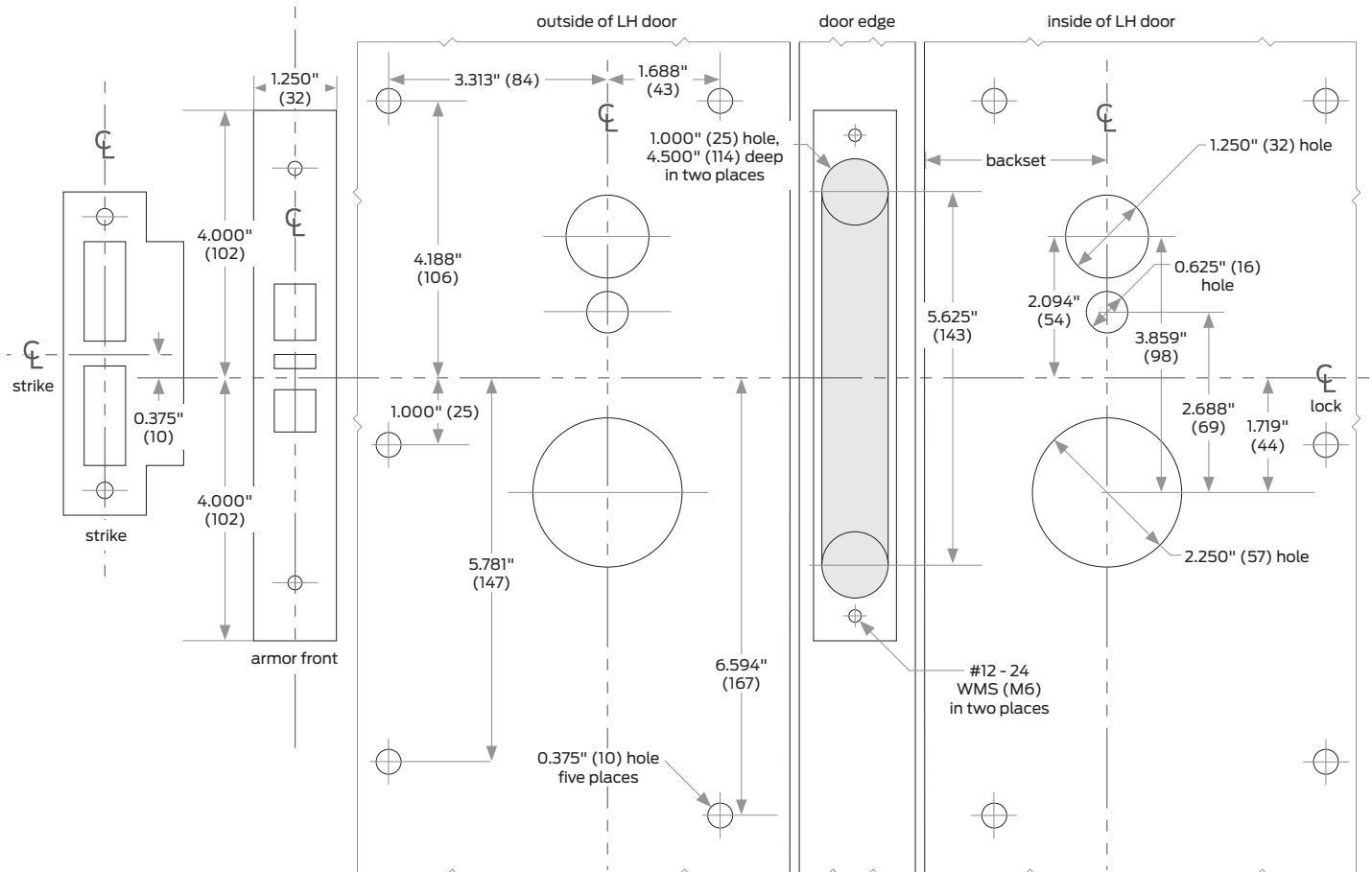


L9000-Series HSLR

Door Type: Metal, Flat or beveled
Trim: Escutcheon

For case and strike dimensions, see Template [L4](#).

LH door shown



Dimensions shown in parentheses () are in millimeters.

© 2019 Allegion
L966 Rev.08/19
us.allegion.com

DRAWING IS NOT TO SCALE!
Customer service: 877-671-7011
We can help you find the correct guide for your product and application!

Door preparation template

L966