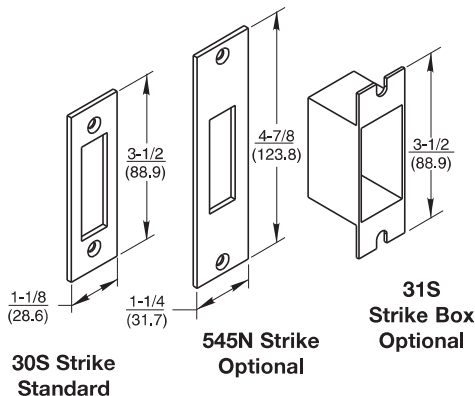
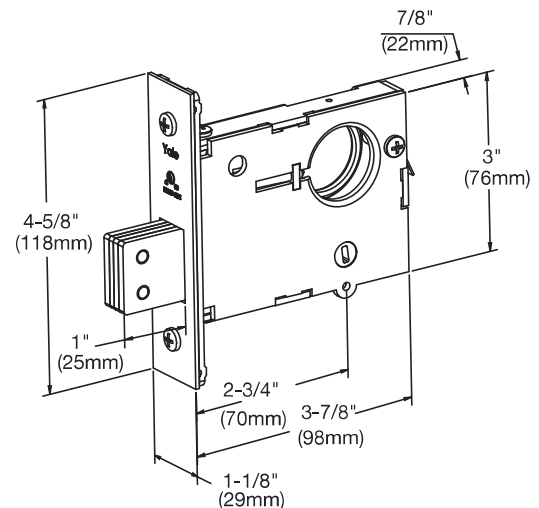




# 350 Series Mortise Deadlocks

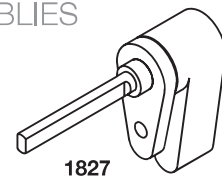
## TECHNICAL INFORMATION

Description	350
Application	Mortise installation for 1-3/4" (44mm) doors, unless otherwise specified. 3" thick doors maximum for thumbturn functions.
Backset	2-3/4" (70mm) only.
Door Prep	The 350 series mortise deadlocks conform to ANSI/BHMA Specifications A156.115 which cover hardware preparations for steel doors and steel frames and A156.115-W which cover hardware preparations for wood doors with wood or steel frames.
Fire Listings	350 series deadlocks, when used in conjunction with the primary latching device, are UL - cUL listed for use on fire doors having a rating up to and including 3 hours. In addition, the 350 series are cUL listed for use on wood doors having a rating up to and including 90 minutes. Note: Any retrofit or other field modification to a fire rated opening can potentially impact the fire rating of the opening, and Yale Locks & Hardware makes no representations or warranties concerning what such impact may be in any specific situation. When retrofitting any portion of an existing fire rated opening, or specifying and installing a new fire-rated opening, please consult with a code specialist or local code official (Authority Having Jurisdiction) to ensure compliance with all applicable codes and ratings.
Handing	Functions are non-handed and easily field reversible.
Deadbolt	Laminated stacked steel with hardened pin, 1" (25mm) throw.
Front	4-5/8" x 1-1/8" (117mm x 29mm) Brass, bronze or stainless steel. Adjustable to accommodate flat or beveled-edged doors (bevel adjustment 1/8" in 2" (3mm in 51mm).
Case	Heavy wrought steel, zinc plated and dichromated.
Finishes	605, 606, 611, 612, 613E, 618, 619, 625, 626, 629, 630, US10BL, US20D, BSP, WSP. See page 4 for more information.
Strike	3-1/2" x 1-1/8", model number 30S provided standard. ANSI/BHMA A156.115 strike 4-7/8" x 1-1/4", model number 545N optional. Optional wrought box model number 31S available to order.



## THUMBTURN ASSEMBLIES

Used with all 350 series locks that have a thumbturn.





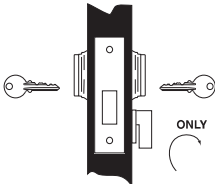



Dimensions are shown in inches (millimeters).



# 350 Series Mortise Deadlocks

## FUNCTIONS

<p><b>351</b> Deadbolt operated by key outside and inside.</p>  <p>Outside      Inside</p>	<p><b>352</b> Deadbolt operated by key outside and thumbturn inside.</p>  <p>Outside      Inside</p>	<p><b>353</b> Deadbolt operated by key outside only. No inside operation.</p>  <p>Outside      Inside</p>
<p><b>354</b> Deadbolt operated by thumbturn inside only. No outside operation.</p>  <p>Outside      Inside</p>	<p><b>356</b> Deadbolt operated by key outside and inside. Inside thumbturn will retract deadbolt, but will not project it. Uses classroom function mortise lockbody.*</p>  <p>Outside      Inside</p>	<p><b>357</b> Deadbolt operated by key outside. Inside thumbturn will retract deadbolt, but will not project it. Uses classroom function mortise lockbody.*</p>  <p>Outside      Inside</p>

\*351, 352, 353 and 354 use lockbody p/n 50-0352-0001-999  
356 and 357 use lockbody p/n 50-0357-0001-999

## CYLINDERS

1-1/8", 6-pin fixed core mortise cylinder, model number 2153 x 2160 cam provided standard.

Model Number	Description	Length	Cam	Collar*
2153	6-pin fixed core	1-1/8"	2160	1767.250
2153	7-pin fixed core	1-1/4"	2160	1765.375
2196	6-pin LFIC complete	1-1/2"	2160	1765.656
2197	7-pin LFIC complete	1-11/16"	2160	1765.844
5153	6-pin security fixed core	1-1/8"	2160	1765.250
5153	7-pin security fixed core	1-1/4"	2160	1765.375
5196	6-pin security LFIC complete	1-1/2"	2160	1765.656
5197	7-pin security LFIC complete	1-11/16"	2160	1765.844
K100	6-or 7-pin Yale® KeyMark® fixed core	1-1/8"	KC1	1765.312
K820	6-pin Yale KeyMark LFIC complete	1-1/2"	KC1	1765.656
K820	7-pin Yale KeyMark LFIC complete	1-11/16"	KC1	1765.844
K620	6-pin Yale KeyMark SFIC complete	1-1/4"	KC1	1765.375
K620	7-pin Yale KeyMark SFIC complete	1-3/8"	KC1	1765.563
A620	6-pin Best® keyway SFIC complete	1-1/4"	KC1	1765.375
A620	7-pin Best® keyway SFIC complete	1-3/8"	KC1	1765.563

\*1-3/4" thick doors. For other door thicknesses, contact Technical Support. Collar must be specified when cylinder ordered separately.