



Part #: 2100-958SSRC2

Specifications:

Dimensions:	Face Plate: 11-3/8" H x 8" W Back Box: 9-7/8" H x 6-1/2" W x 3" D Cover: 9-3/4" H x 6-1/2" W x 1-1/4" D
Mounting:	Flush Mount
Design:	Brushed Stainless Steel
Warranty:	2 Years

Code Compliance:

- International Building Code (IBC)
- National Fire Protection Association (NFPA)
- Americans Disabilities Act (ADA)
- ETL Listing Number: 5013373
- Conforms to UL Standard 2017 for Attendant Monitored Signaling Devices
- Complies with Section 6.4 of UL 60950-1

Power Requirements:

- 24vdc from part # 2500-PWR24U

Programming Features:

- Programmable with up to 5 emergency numbers
- Recordable location message (18 seconds)
- On-site keypad programming or remote programming

Phone Capabilities:

- Requires analog telephone line (POTS, PBX, or central office line)
- Phone checks every 24 hours for an active phone line, if one is not detected, phone will provide a relay trip
- Automatic answer feature with audible ring
- Touch Tone operation only (Touch Tone is an AT&T registered trademark)

Additional Features:

- Compatible with SmartRescue Base Station or Command Center for in-building rescue coordination
- Built-in 10 phone consolidator feature allows you to install 10 Call Boxes and 1 Base Station on a single telephone line
- Remote or on-site diagnostic test
- Automatic dialer (31 digit programmable memory)
- Built-in battery backup recharges from 24vdc power (allows for a minimum of 4 hours of talk time upon power loss)
- 7.2V 300mAH battery (part # RP7300110)

Optional Feature:

- Strobe interface and relay



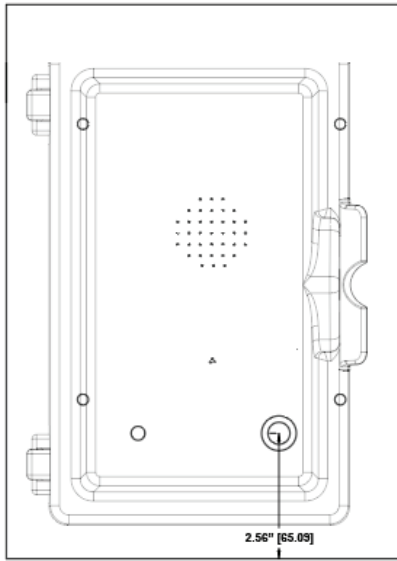
Side View



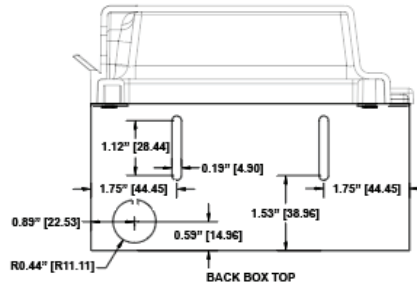
Back View



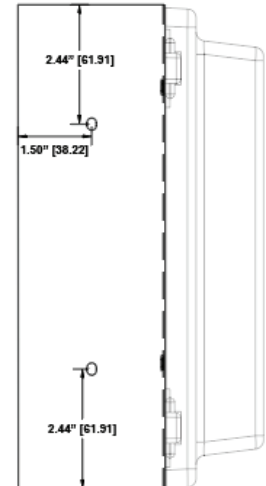
Top View



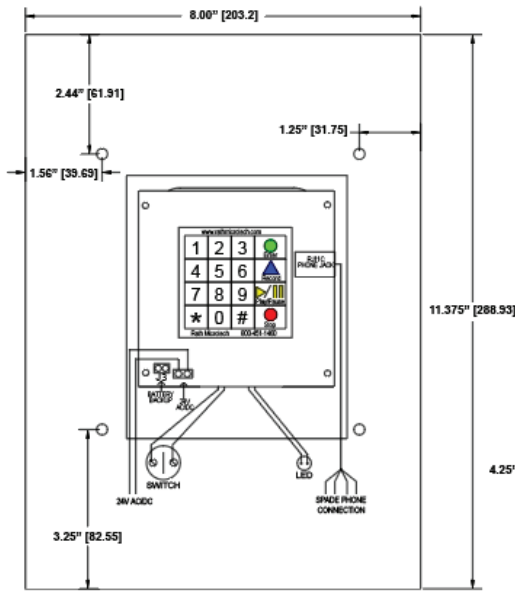
COVER FRONT



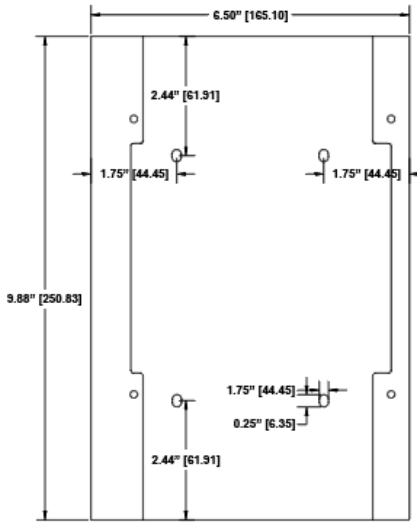
BACK BOX TOP



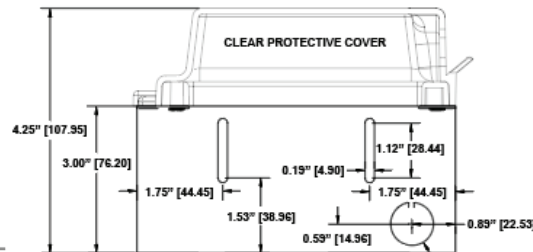
BACK BOX LEFT SIDE



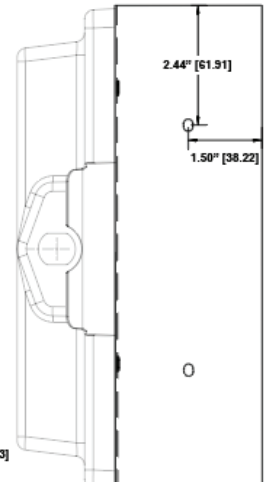
COVER BACK



BACK BOX FRONT



BACK BOX BOTTOM



BACK BOX RIGHT SIDE