





INSTALLATION INSTRUCTIONS

400U-RMB / 400NU-RMB WALL AND FRAME MOUNT BUZZER



400U-RMB

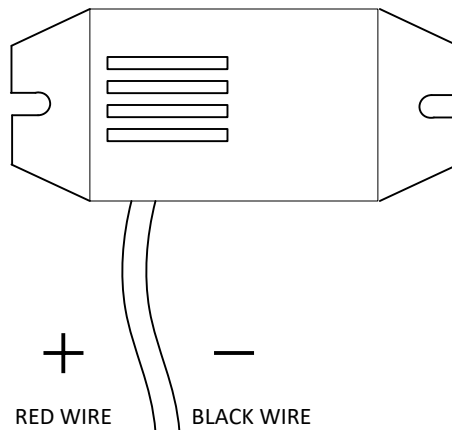


400NU-RMB

Single Gang or narrow frame mount assemblies to provide indication of door open or unlocked status

SPECIFICATIONS

Faceplate: Stainless Steel
Dual Voltage: 12-24 VDC
Buzzer: 85 db
Current: 24mA @ 24 VDC
Connection: Wire Leads



+ -
RED WIRE BLACK WIRE