

SVT

SOUNDVISION TECHNOLOGIES // TRUAUDIO // VSSL // 2021





Soundvision Technologies brings together its founding brand, TruAudio, with its other premier brands VSSL, Current Audio, Forge, Unified Copper and Padimount, to provide ultimate flexibility alongside the innovation and quality you have come to expect. Soundvision Technologies is a global manufacturer of architectural, outdoor, and commercial speakers, subwoofers, sound systems, and Native Streaming™ audio system amplifiers.



TECHNICAL TERMS

Frequency Response: Audible frequency range that a speaker can reproduce and is measured in Hertz (Hz).

Power: Electrical power transferred from an audio amplifier to a loudspeaker, measured in watts. The electrical power that the loudspeaker receives, combined with its efficiency, determines the sound power generated.






Sensitivity: General measure of how loud a speaker can be (in decibels per 1 watt per 1 meter in distance) in relation to how high the volume, or output, needs to be on your amplifier. The higher the sensitivity number, the less power required to play your speakers optimally.

Impedance: A measure of how much the speaker resists current. The lower the impedance in ohms, the more power the speaker will draw from your receiver. This refers to the load that a speaker places on the amplifier and helps determine the compatibility between the amplifier and speakers. Speakers are rated based on the number of ohms that they have (typically between 4 and 8 ohms).

FAMILY ICONS

To ease the process of matching products and materials, TruAudio has incorporated a family icon designation on all of our current and future products. These icons will help you identify which products can be paired together to make an optimal system for your customers.

Each family is assigned an icon based on voicing, timbre matching, and materials. This system allows you to mix and match different series and types of speakers within the same family while remaining confident you are getting the best possible output between all of the speakers.

ICON	PRODUCTS IN FAMILY
	<ul style="list-style-type: none"> • S63 • S63i • W12 • SC12
	<ul style="list-style-type: none"> • ELITE SERIES <small>Coming Soon</small> • G71 • GD71 • G91 • REV71 • REV71SUR • SB-CPSB-C • SB-CUSTOM-LC • SB-CUSTOM-SC
	<ul style="list-style-type: none"> • GG-4 • PG-8 • PG-6 • SLIM-300G • SLIM-100G
	<ul style="list-style-type: none"> • G72 • GD72 • G92 • GHT-66P • GHT-SUR-P • GPW-6 • GPW-8 • GHT-55P • THIN-CEILING-P • PDP-6 • PDP-8 • PP-4 • PP-6 • PP-8 • REV72 • REV72SUR • SB-CUSTOM-LP • SB-CUSTOM-SP • SB-CPSB-P
	<ul style="list-style-type: none"> • CP-6 • CP-8 • CPD-6 • IWP-6
	<ul style="list-style-type: none"> • LC-6 • LC-8 • LW-6 • SP-8 • SP-6
	<ul style="list-style-type: none"> • AS-1 • AS-2 • AS-3 • AS-360 • BD-8WT/BK • BP-SUB-12 • CL-70v-6 • CL-70v-6UL • CT-4 • cSUB Series • HS-12PRO • IC-SUB-8 • OL-70v-6 • OL-5 • OP-6.2 (all) • OP-8.2 (all) • RK (all) • SS Series • ST-10PRO • ST-12PRO • T-10BK-PAK • T-10BK-2PAK • TRUNAMI-SUB • WR24 • WR40 • ULTRA-ST-8 • ULTRA-HS-8

Compatible with any family

VSSL®



NATIVE STREAMING™



Chromecast built-in



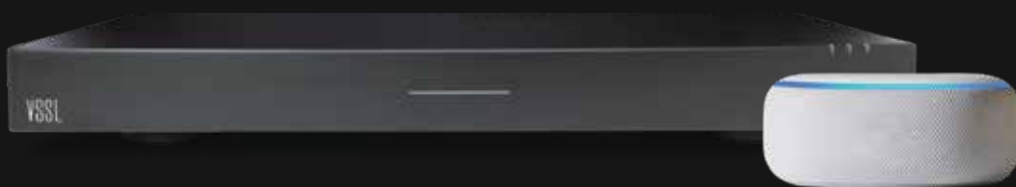
Alexa Cast

STREAM FROM APPS YOU ALREADY KNOW AND USE
NO THIRD PARTY APPS NECESSARY



THE POWER OF VOICE CONTROL

GOOGLE ASSISTANT | SIRI | ALEXA



DRIVERS
COMING SOON



SET YOUR MUSIC FREE™



RESIDENTIAL DISTRIBUTED AUDIO

Homeowners can now walk into their home, use their phone and open their favorite music service app. Playlist pulled up and playing, the homeowner effortlessly finds the name of the room they want to play music in with two button clicks and boom, their music has been set free. The VSSL A.6 is wired up directly to twelve TruAudio GP-8 speakers to provide six rooms of music bliss.

COMMERCIAL

The business owner wants to assure music is always on and playing in key areas of his office during business hours, but doesn't want to pay for an expensive automation system to make it happen. The lobby, the showroom and the design center are his areas of focus. The VSSL A.3 is wired up directly to a pair of TruAudio Beat Drops in the lobby, a pair of PP-6 in the showroom and a pair of PP-6 in the design center. Leveraging Google Routines, the business owner can now assure his clients are enjoying music as they make buying decisions.



A.6x

Zones: 6
Channels: 12
Output Power: 50 watts/ch @8/4Ω
Inputs: (6) matrixed analog, (1) optical, (1) IR, (1) network
WiFi Audio: AirPlay 2 / Chromecast built-in
 Spotify Connect / Alexa Cast
WiFi: N/A
Outputs: (6) matrixed analog, (1) network
EQ: 7-band adjustable
Sub Out: ---
S/N Ratio: >101 dB
Frequency Response: 20Hz - 50kHz
Operating Voltage: 115-230 VAC 50/60 Hz auto switch
Rack Space: 2U
Dimensions No Feet: 17" W x 3.46" H x 14" D
Dimensions With Feet: 17" W x 4.7" H x 14" D



A.3x

Zones: 3
Channels: 6
Output Power: 50 watts/ch @8/4Ω
Inputs: (3) matrixed analog, (1) optical, (1) IR, (1) network
WiFi Audio: AirPlay 2 / Chromecast built-in
 Spotify Connect / Alexa Cast
WiFi: N/A
Outputs: (3) matrixed analog, (1) network
EQ: 7-band adjustable
Sub Out: ---
S/N Ratio: >101 dB
Frequency Response: 20Hz - 50kHz
Operating Voltage: 115-230 VAC 50/60 Hz auto switch
Rack Space: 1U
Dimensions No Feet: 17" W x 1.72" H x 10.6" D
Dimensions With Feet: 17" W x 2.42" H x 10.6" D



A.1x

Zones: 1
Channels: 2
Output Power: 35 watts @ 8Ω RMS, 50 watt @ 4Ω RMS
Inputs: (1) analog, (1) optical, (1) digital coax, (1) IR, (1) network
WiFi Audio: AirPlay 2 / Chromecast built-in
 Spotify Connect / Alexa Cast / Bluetooth
WiFi: 2.4/5.0 GHz dual antenna MIMO
Outputs: (1) analog, (1) optical, (1) digital coax, (1) network
EQ: 7-band adjustable
Sub Out: RCA, adjustable cross over 55-200 Hz or by-pass for full range
S/N Ratio: >98 dBA-weighted
Frequency Response: 20Hz - 20kHz
Operating Voltage: 115-240 VAC 50/60 Hz auto switch
Rack Space: 1U
Dimensions No Feet: 7.44" W x 1.69" H x 8.69" D
Dimensions With Feet: 7.44" W x 2" H x 8.69" D

VSSL.



SELECT SERIES™

S63 | S63i

OFFSET
TRIPLE
TWEETER
ARRAY

LONG
THROW
DRIVERS

MMAG
DRIVERS

BI-WIRE
(S63 ONLY)



S63

Speaker Type: Bookshelf cabinet, bi-wire sealed LCR

Woofer: (2) 6.5" extreme high excursion MMAG mid bass drivers

Tweeter: (3) 1" triple array silk soft dome

Power: 300 watts

Impedance: 8Ω

Freq Response: -3dB down point 58Hz

Sensitivity: 87dB

Grill Type: Aluminum, frameless

Finish: Black brushed aluminum

Cutout Dims: N/A

Finish Dims: H: 19" (482mm) x L: 9.9" (251.5mm) x W: 10" (254mm)



S63i

In-wall LCR

(2) 6.5" extreme high excursion MMAG mid bass drivers

(3) 1" triple array silk soft dome

300 watts

8Ω

-3dB down point 58Hz

87dB

Aluminum, frameless

Black brushed aluminum

H: 17.27 (438.7mm) x W: 8.27" (210.05mm)

H: 18.8" (478.5mm) x W: 9.84" (249.9mm) x D: 3.9" (99.1mm)





SELECT SERIES™

W12 | SC12

AXIALLY
ALIGNED
OPPOSING
12" DRIVERS

EXTENDED 3"
PEAK-TO-PEAK
CONE TRAVEL

ICE
POWER
AMP

MULTIPLE
FINISHES

12"
DRIVER

STANDARD
OR DIAMOND
ORIENTATION



W12

Speaker Type: Dual 12" powered subwoofer
Woofers: (2) 12" axially aligned opposing with 3" excursion
Power: 700 watts
Freq Response: F3 of 22Hz
Amp Protection: ICE power
Controls: Gain, LF adjust, crossover, delay, 12V trigger
Inputs: (1) RCA, (1) XLR
Outputs: (1) XLR
Cabinet Finish: Satin black
Cabinet Dims: H: 23.96" (606.2mm) x L: 20.23" (513.9mm) x W: 16.3" (414.3mm)



SC12

Speaker Type: 12" powered subwoofer
Woofers: 12" aluminum with 3" excursion
Power: 350 watts
Freq Response: F3 of 22Hz
Amp Protection: ICE power
Controls: Gain, LF adjust, crossover, delay, 12V trigger
Inputs: (1) LFE, (1) RCA, (1) XLR
Outputs: (1) XLR
Cabinet Finish: Satin black, white, oak, walnut, custom
Cabinet Dims: H: 15" (381mm) x L: 14" (356mm) x W: 14" (356mm)




THE NEXT GENERATION OF
B23 SPEAKERS

ELITE

S E R I E S

COMING SOON



DIRECTIONAL TWEETER

ANGLED TWEETER
BRIDGE HANDLE

3" MIDRANGE

7" ANGLED DRIVER

TRUGRIP TOOLLESS DESIGN

PROTECTIVE BACK BOX



Quick. Easy. Secure.

The fastest way to terminate a speaker. Connect speaker wire to rough-in ring during pre-wire, then use the Quick Connect cable to tether to the speaker's Quick Connect.



New Toolless Design

TruGrip technology, a 2-step mechanical dogear, ensures the tightest grip with zero sag.



QUICK CONNECT COMPATIBLE



QUICK CONNECT COMPATIBLE



QUICK CONNECT COMPATIBLE



QUICK CONNECT COMPATIBLE

Speaker Type: In-ceiling angled, 3-way
Woofers: 7" woven carbon fiber
Midrange: 3" carbon fiber, swivel
Tweeter: 1" titanium, swivel
Power: 175 watts
Impedance: 8 Ω
Freq Response: 36 - 20k Hz (+/-3 dB)
Sensitivity: 92 dB
Grill Type: Microperf, frameless
RC-879
Finish Dims: 10.5" (267 mm) diameter
 6.0" (152 mm) deep
Cutout Dims: 9.9" (251 mm) diameter

Family: GRAND CANYON

REV71SUR
 In-ceiling angled, surround
 7" woven carbon fiber

 (2) 1" titanium, swivel
 175 watts
 8 Ω
 36 - 20k Hz (+/-3 dB)
 92 dB
 Microperf, frameless
RC-879
 10.5" (267 mm) diameter
 6.0" (152 mm) deep
 9.9" (251 mm) diameter

Family: GRAND CANYON

REV72
 In-ceiling angled, 3-way
 7" polypropylene
 3" polypropylene, swivel
 1" silk dome, swivel
 150 watts
 8 Ω
 38 - 20k Hz (+/-3 dB)
 91 dB
 Microperf, frameless
RC-879
 10.5" (267 mm) diameter
 6.0" (152 mm) deep
 9.9" (251 mm) diameter

Family: POWELL

REV72SUR
 In-ceiling angled, surround
 7" polypropylene

 (2) 1" silk dome, swivel
 150 watts
 8 Ω
 38 - 20k Hz (+/-3 dB)
 91 dB
 Microperf, frameless
RC-879
 10.5" (267 mm) diameter
 6.0" (152 mm) deep
 9.9" (251 mm) diameter

Family: POWELL

Optional:



Black
Micro-Perf Frameless
Grills

Square grills
for entire REV Series



Paintable

GHT/CT-4 Series



GHT-55P

Speaker Type: In-wall LCR
Woofers: (2) 5.25" injected poly
Tweeter: 1" silk soft dome
Power: 100 watts
Impedance: 8 Ω
Freq Response: 40 - 20k Hz (+/-3 dB)
Sensitivity: 90 dB
EQ Adjustments: Tweeter & woofer -3, 0, +3
Grill Type: Ghost style, frameless black and white included
Finish Dims: 14.1" (359mm) H, 8.5" (216mm) W, 3.6" (92mm) D
Cutout Dims: 13" (330mm) H, 7.5" (191mm) W

Family: POWELL



GHT-SUR-P

Speaker Type: In-wall surround
Woofers: 6.5" injected poly
Tweeter: (2) 1" silk soft dome
Power: 125 watts
Impedance: 8 Ω
Freq Response: 60 - 20k Hz (+/-3 dB)
Sensitivity: 89dB
EQ Adjustments: Tweeter & woofer -3, 0, +3
Grill Type: Ghost style, frameless black and white included
Finish Dims: 17" (432mm) H, 9.3" (237mm) W, 3.9" (99mm) D
Cutout Dims: 15.8" (402mm) H, 8" (203mm) W

Family: POWELL



GHT-66P

Speaker Type: In-wall LCR
Woofers: (2) 6.5" injected poly
Tweeter: 1" silk soft dome, waveguide
Power: 125 watts
Impedance: 8 Ω
Freq Response: 60 - 20kHz (+/-3 dB)
Sensitivity: 91dB
EQ Adjustments: Tweeter & woofer -3, 0, +3
Grill Type: Ghost style, frameless black and white included
Finish Dims: 20.1" (511mm) H, 9.1" (231mm) W, 3.7" (94mm) D
Cutout Dims: 18.9" (480mm) H, 8" (203mm) W

Family: POWELL



CT-4

Speaker Type: Bookshelf speaker, rear ported
Woofers: 4" coated glass fiber woofer
Tweeter: 1" aluminum
Power: 5 - 40 watts
Impedance: 8 Ω
Freq Response: 85 - 20K Hz (+/-3 dB)
Sensitivity: 89 dB (2.83 v/1 meter, +3dB)
EQ Adjustments: ---
Grill Type: Black cloth
Finish Dims: 8.8" (224mm)H, 5.6" (142mm) W, 6.8" (173mm) D

Family: UNIVERSAL

In-Ceiling Subwoofers



BANDPASS SUBWOOFER

Speaker Type: Bandpass subwoofer
Woofers: 12" aluminum
Power: 350 watts
Impedance: 4 Ω
Freq Response: 35 - 120 Hz (+/-3 dB)
Sensitivity: 88dB
Grill Type: Ghost style, frameless
Finish Dims: 17" (432mm) H, 17" (432mm) W, 11" (279mm) D

Family: UNIVERSAL

Optional



Toe Kick
BP-KICK-SET
White



Square Grill
Paintable



QUICK CONNECT COMPATIBLE

IC-SUB-8 PAIRS WITH D16 AMPLIFIER

Speaker Type: In-Ceiling Subwoofer
Driver: 8" Polypropylene
Power: 75-150W
Impedance: 8Ω
Freq Response: 38-140Hz
Max dB Output: 98
Grill Type: Ghost style, frameless
Tweeter: None
Weight: 6.7 lbs
Depth: 7.9" (201 mm)
Cut Out Diameter: 9.4" (238 mm)
Finish Diameter: 10.6" (269 mm)

Family: UNIVERSAL

Trident / Trunami Series



T-10BK-PAK/2PAK

Speaker Type: Subwoofer, Sealed
Woofers: 10", Aluminum cone
Power: 250W RMS
Impedance: 8 Ω
Freq Response: 32 - 250 Hz (+/-3 dB)
Voice Coil: ---
Grill Type: Magnetic white/black cloth

Finish Dims: 15.4 (391mm) H, 15.8 (401mm) W, 6.9" (175mm) D (with base)
Cutout Dims: 14.6 (371 mm) H, 15.8 (401mm) W, 4.3" (109mm) D (cabinet only)

Room Size: 200-550 sq. ft.
Includes: (1 or 2) Trident Subwoofer
 (1) TRU-S500DSP Amplifier

Family: UNIVERSAL



TRUNAMI-DSP-PAK

Speaker Type: Passive in-wall subwoofer
Woofers: One 8" active driver and two 6.5" passive drivers
Power: 250 watts
Impedance: 8 Ω
Freq Response: 32-180 Hz (+/-3dB)
Voice Coil: 4-Layer copper
Grill Type: Magnetic white cloth and paintable white included

Finish Dims: 18.8" (478mm) H, 17.3" (439mm) W, 4.4" (112mm) D
Cutout Dims: 17.4" (442mm) H, 14.4" (366mm) W, 3.9" (99mm) D

Includes: (1) Trunami Subwoofer
 (1) TRU-S500DSP Amplifier

Family: UNIVERSAL



TRUNAMI-DSP-2PAK

Includes:
 (2) Trunami-SUB
 (1) TRU-S500DSP Amplifier



FLSUB8B/W

Speaker Type: Powered subwoofer
Woofers: (1) 8" active driver and (1) 8" passive down firing driver
Power: 250 watts
Impedance: 8 Ω
Freq Response: 25-200 Hz (+/-3dB)

Grill Type: Cloth
Finish Dims: 10.5" (267mm) H, 12" (305mm) W, 11" (280mm) D

Cutout Dims: ---

Family: UNIVERSAL



CSUB-12

Speaker Type: Powered subwoofer
Enclosure Design: Dual passive radiators tuned enclosure.
Driver: 12" polymer bonded cellulose
Power: 350 watts internal amplifier
Frequency Range: 20-200Hz (+/-3 dB)
Crossover: 40-200Hz continuously variable low pass
Peak Rating: 550 W
Boost: 8dB@40Hz
Inputs: 1) RCA L/R 2) LFE 3) High Level Input
Grill Type: Black cloth
Cabinet Dimensions: 14.9" (379mm) H, 15.2" (386mm) W, 15.8" (402mm) D
Certifications: CE, RCM, TUV, FCC
Cabinet Finish: Black semi-gloss
Family:



UNIVERSAL

CSUB-10

Speaker Type: Powered subwoofer
Enclosure Design: Dual passive radiators tuned enclosure.
Driver: 10" polymer bonded cellulose
Power: 250 watts internal amplifier
Frequency Range: 25-200Hz (+/-3 dB)
Crossover: 40-200Hz continuously variable low pass
Peak Rating: 450 W
Boost: 9dB@35Hz
Inputs: 1) RCA L/R 2) LFE 3) High Level Input
Grill Type: Black cloth
Cabinet Dimensions: 13.1" (333mm) H, 13.4" (341mm) W, 13.9" (353mm) D
Certifications: CE, RCM, TUV, FCC
Cabinet Finish: Black semi-gloss



UNIVERSAL

CSUB-8

Speaker Type: Powered subwoofer
Enclosure Design: (2) passive radiators (one per side), tuned enclosure.
Driver: 8" polymer bonded cellulose
Power: 150 watts internal amplifier
Frequency Range: 28-200Hz (+/-3 dB)
Crossover: 40-200Hz continuously variable low pass
Peak Rating: 240 W
Boost: 8dB@40Hz
Inputs: 1) RCA L/R 2) LFE 3) High Level Input
Grill Type: Black cloth
Cabinet Dimensions: 11.8" (300mm) H, 11.9" (303mm) W, 12.6" (320mm) D
Certifications: CE, RCM, TUV, FCC
Cabinet Finish: Black semi-gloss



UNIVERSAL



SS-12

Speaker Type: Front firing, slot port
Driver: 12" coated cellulose composite
Power: 250 watt internal amplifier
Frequency Range: 25 - 140 Hz (+/-3 dB)
Crossover: 40-200 Hz continuously variable low pass
Peak Rating: 420 W
Inputs: 1) RCA L/R 2) LFE 3) High Level Input
Grill Type: Black cloth
Cabinet Dimensions: 18.5" (470mm) H (including feet)
15" (381mm) W
17" (432mm) D (including grill and amp)
Certifications: CE, RCM, TUV, FCC
Finish: Black, matte paint, textured vinyl
Family:



UNIVERSAL

SS-10

Speaker Type: Front firing, slot port
Driver: 10" coated cellulose composite
Power: 150 watt internal amplifier
Frequency Range: 30 - 150 Hz (+/-3 dB)
Crossover: 40-200 Hz continuously variable low pass
Peak Rating: 250 W
Inputs: 1) RCA L/R 2) LFE 3) High Level Input
Grill Type: Black cloth
Cabinet Dimensions: 16" (407mm) H (including feet)
13.4" (340mm) W
16" (406mm) D (including grill and amp)
Certifications: CE, RCM, TUV, FCC
Finish: Black, matte paint, textured vinyl



UNIVERSAL

SS-8


Speaker Type: Front firing, slot port
Driver: 8" coated cellulose composite
Power: 100 watt internal amplifier
Frequency Range: 33 - 190 Hz (+/-3 dB)
Crossover: 40-200 Hz continuously variable low pass
Peak Rating: 160 W
Inputs: 1) RCA L/R 2) LFE 3) High Level Input
Grill Type: Black cloth
Cabinet Dimensions: 14.5" (368mm) H (including feet)
12" (305mm) W
14" (356mm) D (including grill and amp)
Certifications: CE, RCM, TUV, FCC
Finish: Black, matte paint, textured vinyl



UNIVERSAL

CSUB Series

SS Series



7" & 9" DRIVERS

3-WAY DESIGN
9" MODELS ONLY

DIRECTIONAL TWEETER

TWEETER BRIDGE
HANDLE

1 RING FOR BOTH SIZES
RC-879

PROTECTIVE BACKBOX

40% SMALLER REVEAL



CC
QUICK CONNECT
COMPATIBLE



CC
QUICK CONNECT
COMPATIBLE



CC
QUICK CONNECT
COMPATIBLE



CC
QUICK CONNECT
COMPATIBLE

G91

Speaker Type: In-ceiling, 3 way
Woofer: 9" carbon fiber
Midrange: 3" carbon fiber
Tweeter: 1" titanium, swivel
Power: 25-175W
Impedance: 8Ω
Frequency Response: 32-20kHz
Sensitivity: 91dB
Grill Type: Microperf, frameless
Speaker Wire Connector: Quick Connect & Gold binding post
Finish Dimensions: Diameter: 10.51" (267mm)
Depth: 6" (152mm)
Cutout Dimensions: 9.9" (251mm)
Rough-in Ring: RC-879

Family: GRAND CANYON

G92

Speaker Type: In-ceiling, 3 way
Woofer: 9" white polypropylene
Midrange: 3" polypropylene
Tweeter: 1" silk dome, swivel
Power: 25-150W
Impedance: 8Ω
Frequency Response: 34-20kHz
Sensitivity: 90dB
Grill Type: Microperf, frameless
Speaker Wire Connector: Quick Connect & Gold binding post
Finish Dimensions: Diameter: 10.51" (267mm)
Depth: 6" (152mm)
Cutout Dimensions: 9.9" (251mm)
Rough-in Ring: RC-879

Family: POWELL

G71

Speaker Type: In-ceiling, 2 way
Woofer: 7" carbon fiber

Tweeter: 1" titanium, swivel
Power: 25-150W
Impedance: 8Ω
Frequency Response: 36-20kHz
Sensitivity: 90dB
Grill Type: Microperf, frameless
Speaker Wire Connector: Quick Connect & Gold binding post
Finish Dimensions: Diameter: 10.51" (267mm)
Depth: 3.9" (100mm)
Cutout Dimensions: 9.9" (251mm)
Rough-in Ring: RC-879

Family: GRAND CANYON

G72

Speaker Type: In-ceiling, 2 way
Woofer: 7" white polypropylene

Tweeter: 1" silk dome, swivel
Power: 25-125W
Impedance: 8Ω
Frequency Response: 38-20kHz
Sensitivity: 88dB
Grill Type: Microperf, frameless
Speaker Wire Connector: Quick Connect & Gold binding post
Finish Dimensions: Diameter: 10.51" (267mm)
Depth: 3.9" (100mm)
Cutout Dimensions: 9.9" (251mm)
Rough-in Ring: RC-879

Family: POWELL



Quick. Easy. Secure.

Simply connect speaker cable to the rough-in ring terminals during pre-wire. When it's time to install the speaker, use the Quick Connect™ cable to tether to the speaker's Quick Connect.



TRUGRIP™
PATENTED WITH SWARM TECHNOLOGY

New Toolless Design

The Ghost series incorporates TruGrip™ technology to streamline the installation process. TruGrip™ toolless technology is a two-step mechanical dogear ensuring the tightest grip with zero sag.



GD71

Speaker Type: In-ceiling, dual voice coil
Woofers: 7" carbon fiber
Midrange: ---
Tweeter: (2) 1" titanium, swivel
Power: 25-150W
Impedance: 8Ω
Frequency Response: 36-20kHz
Sensitivity: 90dB
Grill Type: Microperf, frameless
Speaker Wire Connector: Quick Connect & Gold binding post
Finish Dimensions: Diameter: 10.51" (267mm)
 Depth: 3.9" (100mm)
Cutout Dimensions: 9.9" (251mm)
Rough-in Ring: RC-879
Family: GRAND CANYON



GD72

Speaker Type: In-ceiling, dual voice coil
Woofers: 7" white polypropylene
Midrange: ---
Tweeter: (2) 1" silk dome, swivel
Power: 25-125W
Impedance: 8Ω
Frequency Response: 38-20kHz
Sensitivity: 88dB
Grill Type: Microperf, frameless
Speaker Wire Connector: Quick Connect & Gold binding post
Finish Dimensions: Diameter: 10.51" (267mm)
 Depth: 3.9" (100mm)
Cutout Dimensions: 9.9" (251mm)
Rough-in Ring: RC-879
Family: POWELL



GG-4

Speaker Type: In-ceiling, 2 way
Woofers: 4.5" white glass fiber
Midrange: ---
Tweeter: 0.75" titanium, swivel
Power: 70W
Impedance: 8Ω
Frequency Response: 60-20kHz
Sensitivity: 90dB
Grill Type: Microperf, frameless
Speaker Wire Connector: Quick Connect & Gold binding post
Finish Dimensions: Diameter: 7.4" (187mm)
 Depth: 3.8" (97mm)
Cutout Dimensions: 6.6" (167mm)
Rough-in Ring: RC-4
Family: POWELL

Optional:



Black
Micro-Perf Frameless
Grills

Square grills
for entire Ghost Series



Paintable

Phantom Series



QUICK CONNECT COMPATIBLE

PG-8

Speaker Type: In-ceiling, 2 way
Woofers: 8" glass fiber
Tweeter: 1" titanium
Power: 140 watts
Impedance: 8 Ω
Freq Response: 39 - 20k Hz (+/-3 dB)
Sensitivity: 90 dB
Grill Type: Ghost style, frameless
Grill Material: Powder coated galvanized steel
Finish Dims: 10.4" (265mm) diameter
 3.9" (99mm) deep
Cutout Dims: 9.7" (244mm) diameter

Family: MEAD



QUICK CONNECT COMPATIBLE

PG-6

Speaker Type: In-ceiling, 2 way
Woofers: 6.5" glass fiber
Tweeter: 1" titanium
Power: 125 watts
Impedance: 8 Ω
Freq Response: 47 - 20k Hz (+/-3 dB)
Sensitivity: 90 dB
Grill Type: Ghost style, frameless
Grill Material: Powder coated galvanized steel
Finish Dims: 8.9" (226mm) diameter
 3.6" (91mm) deep
Cutout Dims: 8.2" (208mm) diameter

Family: MEAD



QUICK CONNECT COMPATIBLE

PDP-8

Speaker Type: In-ceiling, dual voice coil
Woofers: 8" injected polypropylene
Tweeter: (2) 1" silk soft dome
Power: 120 watts
Impedance: 8 Ω
Freq Response: 50 - 20k Hz (+/- 3dB)
Sensitivity: 89 dB
Grill Type: Ghost style, frameless
Grill Material: Powder coated galvanized steel
Finish Dims: 10.4" (265mm) diameter
 4" (101mm) deep
Cutout Dims: 9.7" (244 mm) diameter

Family: POWELL



TruWhite
Micro-Perf Frameless
Grills

Optional:
Square grills
for entire Phantom and
Shadow Series



Paintable

Phantom Series



QUICK CONNECT COMPATIBLE

PP-8

Speaker Type: In-ceiling, 2 way
Woofers: 8" injected polypropylene
Tweeter: 1" silk soft dome
Power: 120 watts
Impedance: 8 Ω
Freq Response: 42 - 20k Hz (+/-3 dB)
Sensitivity: 90 dB
Grill Type: Ghost style, frameless
Grill Material: Powder coated galvanized steel
Finish Dimensions: 10.4" (265mm) diameter
 4" (101mm) deep
Cutout Dimension: 9.7" (244mm) diameter

Family: POWELL



QUICK CONNECT COMPATIBLE

PP-6

Speaker Type: In-ceiling, 2 way
Woofers: 6.5" injected polypropylene
Tweeter: 1" silk soft dome
Power: 90 watts
Impedance: 8 Ω
Freq Response: 52 - 20k Hz (+/-3 dB)
Sensitivity: 90 dB
Grill Type: Ghost style, frameless
Grill Material: Powder coated galvanized steel
Finish Dimensions: 8.9" (226mm) diameter
 3.4" (86mm) deep
Cutout Dimension: 8.2" (208mm) diameter

Family: POWELL



QUICK CONNECT COMPATIBLE

PP-4

Speaker Type: In-ceiling, 2 way
Woofers: 4" injected polypropylene
Tweeter: 0.75" silk soft dome
Power: 55 watts
Impedance: 8 Ω
Freq Response: 65 - 20k Hz (+/-3 dB)
Sensitivity: 89 dB
Grill Type: Ghost style, frameless
Grill Material: Powder coated galvanized steel
Finish Dimensions: 7.5" (190mm) diameter
 2.8" (71mm) deep
Cutout Dimension: 6.6" (167mm) diameter

Family: POWELL



QUICK CONNECT COMPATIBLE

PDP-6

Speaker Type: In-ceiling, dual voice coil
Woofers: 6.5" injected polypropylene
Tweeter: (2) 0.75" silk soft dome
Power: 100 watts
Impedance: 8 Ω
Freq Response: 55 - 20k Hz (+/-3 dB)
Sensitivity: 89 dB
Grill Type: Ghost style, frameless
Grill Material: Powder coated galvanized steel
Finish Dimensions: 8.9" (226mm) diameter
 3.4" (86mm) deep
Cutout Dimension: 8.2" (208mm) diameter

Family: POWELL

Shadow Series



QUICK CONNECT COMPATIBLE

SP-8

Speaker Type: In-ceiling, 2 way
Woofers: 8" polypropylene
Tweeter: 1" mylar
Power: 90 watts
Impedance: 8 Ω
Freq Response: 38 - 20k Hz (+/-3 dB)
Sensitivity: 89 dB
Grill Type: Ghost style, frameless
Grill Material: Powder coated galvanized steel
Finish Dims: 10.4" (265mm) diameter
 3.6" (91mm) deep
Cutout Dims: 9.7" (244mm) diameter

Family: ARCHES



QUICK CONNECT COMPATIBLE

SP-6

Speaker Type: In-ceiling, 2 way
Woofers: 6.5" polypropylene
Tweeter: 0.75" mylar
Power: 75 watts
Impedance: 8 Ω
Freq Response: 53 - 20k Hz (+/-3 dB)
Sensitivity: 89 dB
Grill Type: Ghost style, frameless
Grill Material: Powder coated galvanized steel
Finish Dims: 8.9" (226mm) diameter
 3.4" (86mm) deep
Cutout Dims: 8.2" (208mm) diameter

Family: ARCHES



TruWhite Micro-Perf Frameless Grill



CP-6

Speaker Type: In-ceiling, 2 way
Woofers: 6.5" polypropylene
Tweeter: 0.75" silk soft dome, swivel
Power: 80 watts
Impedance: 8 Ω
Freq Response: 52 - 20k Hz (+/-3 dB)
Sensitivity: 90 dB
Grill Type: Micromesh, aluminum
Finish Dims: 9.5" (241mm) diameter
 3.1" (79mm) deep
Cutout Dims: 8.3" (211mm) diameter

Family:



CPD-6

In-ceiling, dual voice coil
 6.5" polypropylene
 (2) 0.75" silk soft dome, swivel
 80 watts
 8 Ω
 52 - 20k Hz (+/-3 dB)
 90 dB
 Micromesh, aluminum
 9.5" (241mm) diameter
 3.1" (79mm) deep
 8.3" (211mm) diameter



LC-8 LIMITED QUANTITY

In-ceiling, 2 way
 8" polypropylene
 1" mylar
 75 watts
 8 Ω
 40 - 20k Hz (+/- 3dB)
 89 dB
 Micromesh, aluminum
 11" (282mm) diameter
 3.1" (79mm) deep
 9.6" (244 mm) diameter



THIN-CEILING-P

in-ceiling, 2-way
 5" Injected polypropylene
 1" silk soft dome
 75 watts
 8 Ω
 65 - 20k Hz (+/-3 dB)
 90 dB
 Ghost style, frameless
 6.8" (173mm) diameter
 3.4" (86mm) deep
 5.8" (147mm) diameter



IWP-6

Speaker Type: In-wall, 2 way
Woofers: 6.5" Injected polypropylene
Tweeter: 1" silk soft dome, swivel
Power: 100 watts
Impedance: 8 Ω
Freq Response: 55 - 20k Hz (+/-3 dB)
Sensitivity: 90 dB
Grill Type: Micromesh, aluminum
Finish Dims: 12.1" (308mm) H, 8.8" (224mm) W,
 3" (76mm) D
Cutout Dims: 10.9" (277mm) H, 7.4" (188mm) W

Family:



GPW-8

In-wall, 2 way
 8" white polypropylene
 1" silk soft dome/Changeable Waveguide
 125 watts
 8 Ω
 40 - 20kHz (+/-3 dB)
 90dB
 Tweeter & woofer +3, 0, -3
 Ghost Style, frameless
 14.6" (371mm) H, 10.4" (264mm) W,
 3.9" (99mm) D
 9.3" (236mm) H, 13.4" (340mm) W



GPW-6

In-wall, 2 way
 6.5" white polypropylene
 1" silk soft dome/Changeable Waveguide
 100 watts
 8 Ω
 45 - 20kHz (+/-3 dB)
 89dB
 Tweeter & woofer +3, 0, -3
 Ghost Style, frameless
 12.9" (328mm) H, 9.1" (233mm) W,
 3.9" (99mm) D
 8" (203mm) H, 11.6" (295mm) W



LW-6 LIMITED QUANTITY

In-wall, 2 way
 6.5" polypropylene
 0.75" Mylar
 60 watts
 8 Ω
 55 - 20k Hz (+/-3 dB)
 88 dB
 Micromesh, aluminum
 12" (305mm) H, 8.6" (219mm) W,
 3" (76mm) D
 11" (279mm) H, 7.5" (191mm) W



CS650FL

Speaker Type: In-ceiling, 2 way
Woofers: 6.5" MetaPlex™ composite
Midrange: ---
Tweeter: 1" silk soft dome, swivel
Power: 100 watts
Impedance: 8 Ω
Freq Response: 42 - 20k Hz (+/-3 dB)
Sensitivity: 90 dB
Grill Type: FastLoc™, frameless
Finish Dims: 9.75" (247mm) diameter
 3.9" (98mm) deep
Cutout Dims: 8.25" (210mm) diameter

Family:



BCS80FL

In-ceiling, 2 way
 8" talc filled polypropylene

 0.5" polycarbonate
 60 watts
 8 Ω
 50 - 19.5k Hz (+/-3 dB)
 88.5 dB
 FastLoc™, frameless
 11.8" (300mm) diameter
 3.4" (86mm) deep
 9.75" (247mm) diameter



BCS65FL

In-ceiling, 2 way
 6.5" talc filled polypropylene

 0.5" polycarbonate
 55 watts
 8 Ω
 58 - 19.5k Hz (+/-3 dB)
 87 dB
 FastLoc™, frameless
 9.75" (247mm) diameter
 2.8" (68mm) deep
 8.25" (210mm) diameter



BCS65

In-ceiling, 2 way
 6.5" talc filled polypropylene

 0.5" polycarbonate
 55 watts
 8 Ω
 58 - 19.5k Hz (+/-3 dB)
 87 dB
 Pressure fit, aluminum
 9.68" (246mm) diameter
 2.8" (68mm) deep
 8.25" (210mm) diameter



BCS3SDMG

Thin in-ceiling, 3-way
 (3) 3" paper cone
 (1) 3" paper cone
 0.8" silk soft dome
 50 watts
 8 Ω
 95 - 20k Hz (+/-3 dB)
 89 dB
 Ghost style, frameless
 10.7" (272mm) diameter
 1.9" (50mm) deep
 9.5" (242mm) diameter





IMAGE COURTESY OF SUMMIT SECURITY

CUSTOM LENGTH SOUNDBARS



Type: Low profile custom length LCR, LR or CC soundbar
Woofer: (3) 4.5" carbon fiber
Tweeter: (3) 1" titanium
Passive Radiator: (3) 4.5" carbon fiber
Power: 125 watts (per ch) RMS
Impedance: 8 Ω
Freq Response: 90Hz - 22kHz (+/-3 dB)
Sensitivity: 89 dB
Grill Type: Cloth/aluminum black (silver optional)
Soundbar Width: 62" to 82"
Dimensions: 6.1" (155mm) H, 2.4" (61mm) D, 62" (1575mm) to 82" (2083mm) Custom cut length
Family: GRAND CANYON

SB-CUSTOM-SC
Type: Low profile custom length LCR, LR or CC soundbar
Woofer: (3) 4.5" carbon fiber
Tweeter: (3) 1" titanium
Passive Radiator: (3) 4.5" carbon fiber
Power: 125 watts (per ch) RMS
Impedance: 8 Ω
Freq Response: 90Hz - 22kHz (+/-3 dB)
Sensitivity: 89 dB
Grill Type: Cloth/aluminum black (silver optional)
Soundbar Width: 41.5" to 62"
Dimensions: 6.1" (155mm) H, 2.4" (61mm) D, 41.5" (1054mm) to 62" (1575mm) Custom cut length
Family: GRAND CANYON

SB-CUSTOM-LP
Type: Low profile custom length LCR, LR or CC soundbar
Woofer: (3) 4.5" injected polypropylene
Tweeter: (3) 1" silk soft dome
Passive Radiator: (3) 4.5" injected polypropylene
Power: 100 watts (per ch) RMS
Impedance: 8 Ω
Freq Response: 110Hz - 20kHz (+/-3 dB)
Sensitivity: 88 dB
Grill Type: Cloth/aluminum black (silver optional)
Soundbar Width: 62" to 82"
Dimensions: 6.1" (155mm) H, 2.4" (61mm) D, 62" (1575mm) to 82" (2083mm) Custom cut length
Family: POWELL

SB-CUSTOM-SP
Type: Low profile custom length LCR, LR or CC soundbar
Woofer: (3) 4.5" injected polypropylene
Tweeter: (3) 1" silk soft dome
Passive Radiator: (3) 4.5" injected polypropylene
Power: 100 watts (per ch) RMS
Impedance: 8 Ω
Freq Response: 110 Hz - 20kHz (+/-3 dB)
Sensitivity: 88 dB
Grill Type: Cloth/aluminum black (silver optional)
Soundbar Width: 41.5" to 62"
Dimensions: 6.1" (155mm) H, 2.4" (61mm) D, 41.5" (1054mm) to 62" (1575mm) Custom cut length
Family: POWELL



CUSTOM LENGTH TO MATCH ANY SCREEN



Front Wire Pass-Through



SB-CUSTOM-TVB
 Flat-screen Mounting Bracket
 Mount any Custom Length Soundbar to any flatscreen TV

CUSTOM POWERED SOUNDBAR



CUSTOM LENGTH
42.9"- 58" or 61.9"- 68"



*High Powered Amp with
Carbon Fiber Extended
Bass Response Woofers*



*Analog & Digital Inputs | Bluetooth
IR Learn | Remote Control
Built-in Wireless Sub Transmitter*



SB-CPSB-C

Type: Low profile custom length powered soundbar
Woofer: (2) 4.5" carbon fiber
Tweeter: (2) 1" titanium
Passive Radiator: (2) 4.5" carbon fiber
Power: 110-240V, 50-60Hz
Impedance: 8 Ω
Freq Response: 70Hz - 22kHz (+/-3 dB)
Speaker Output: Internal amplifier, 2x30W
Inputs: Toslink (optical), Bluetooth, AUX 3.5mm analog
Bluetooth Version: v.4.2
Grill Type: Cloth/aluminum black (silver optional)
Soundbar Height: 6.1" (155mm)
Soundbar Depth: 2.4" (61mm) D.
Soundbar Width: 42.9"-57.9" (1090-1473mm) or 61.0-68" (1549-1727mm)

Family:  GRAND CANYON

SB-CPSB-P

Type: Low profile custom length powered soundbar
Woofer: (2) 4.5" polypropylene
Tweeter: (2) 1" silk dome
Passive Radiator: (2) 4.5" polypropylene
Power: 110-240V, 50-60Hz
Impedance: 8 Ω
Freq Response: 70Hz - 22kHz (+/-3 dB)
Speaker Output: Internal amplifier, 2x30W
Inputs: Toslink (optical), Bluetooth, AUX 3.5mm analog
Bluetooth Version: v.4.2
Grill Type: Cloth/aluminum black (silver optional)
Soundbar Height: 6.1" (155mm)
Soundbar Depth: 2.4" (61mm) D.
Soundbar Width: 42.9"-57.9" (1090-1473mm) or 61.0-68" (1549-1727mm)

Family:  POWELL



SB-CPSB-RX

Optional wireless subwoofer receiver. Seamlessly pair any TruAudio subwoofer to the Custom Powered Soundbar.




SB-CUSTOM-TV


Flatscreen Mounting Bracket. Mount any Custom Length Soundbar to any flatscreen TV.



Soundbars



SLIM-300G
Type: Low profile soundbar
Woofers: (6) 3.5" black glass fiber
Tweeters: (3) 1" aluminum dome
Power: 75 Watts (per ch)
Impedance: 8 Ω
Freq Response: 100 - 20k Hz (+/-3 dB)
Sensitivity: 90 dB
Grill Type: Black cloth
Dimensions: 42" (1067mm) W, 5.9" (150mm) H, 2.2" (56mm) D
Family:  MEAD

SLIM-100G
Type: Low profile LCR speaker
Woofers: (2) 3.5" black glass fiber
Tweeters: 1" aluminum dome
Power: 75 Watts (per ch)
Impedance: 8 Ω
Freq Response: 100 - 20k Hz (+/-3 dB)
Sensitivity: 90 dB
Grill Type: Black cloth
Dimensions: 14.8" (376mm) W, 5.9" (150mm) H, 2.2" (56mm) D
Family:  MEAD

Soundbar Accessories



SLIM-STAND
 Three position speaker stand for SLIM-300, & SLIM-100



SLIM-TV
 Flatscreen Bracket - Universal mounting bracket for TV and for SLIM-300G and SLIM-100G.



PERFECTLY INVISIBLE



PROTECTION UNIT WRPRO

Included with every loudspeaker is a passive limiter and crossover that can be installed at the rack or equipment closet.

WR₂₄ SPEAKER

Power: 50W
Impedance: 4Ω (2 @ 8Ω)
Freq. Range: 70 Hz - 18kHz
Dispersion: 180° x 180°
Max SPL: 105 db 1 w/1 m
Dimensions: 24.38" (619mm) x 15.75" (400mm) x 2.2" (56mm)

Can be configured as a Dual Voice Coil speaker

Family:  UNIVERSAL

WR₄₀ SUBWOOFER


Power: 150W Max
Impedance: 4Ω
Freq. Range: 35 - 150 Hz
Dispersion: 180° x 180°
Max SPL: 108 db 1 w/1 m
Dimensions: 39.25" (997mm) x 15.75" (400mm) x 2.2" (56mm)

Sold exclusively with TRU-S500DSP

Family:  UNIVERSAL

Optional SPACE SAVER WR_{24SS} | WR_{40SS}

Reusable space savers, designed to act as a rough-in ring for new builds. Attach directly to the studs and cut drywall around the space. Available for both WR₂₄ speaker and WR₄₀ subwoofer.



Acoustiscape Series



AS-3

Speaker Type: Landscape outdoor, 2-way
Woofers: 8" molded polypropylene
Tweeter: 1" Silk soft dome
Power: 64 watts
Impedance: 8 Ω or 70V/100V
70v Taps: 4, 8, 16, 32, 64W
100v Taps: 8-64W selectable
Freq Response: 40 - 20k Hz (+/- 3dB)
Sensitivity: 88 dB
Grill Type: Aluminum mesh
Mounting: Ground stake, (Optional wall base)
Finish Dims: 10" (254mm) L, 8.5" (216mm) Diameter

Family:



AS-2

Speaker Type: Landscape outdoor, 2-way
Woofers: 6.5" molded polypropylene
Tweeter: 1" Silk soft dome
Power: 50 watts
Impedance: 8 Ω or 70V/100V
70v Taps: 3, 6, 13, 25, 50W
100v Taps: 6W - 50W selectable
Freq Response: 60 - 20k Hz (+/- 3dB)
Sensitivity: 88 dB
Grill Type: Aluminum mesh
Mounting: Ground stake, (Optional wall base)
Finish Dims: 9.4" (239mm) L, 7.7" (196mm) Diameter

Family:



AS-1

Speaker Type: Landscape outdoor, 2-way
Woofers: 4.5" molded polypropylene
Tweeter: 0.75" silk soft dome
Power: 30 watts
Impedance: 8 Ω or 70V/100V
70v Taps: 2, 4, 8, 15, 30W
100v Taps: 6W - 30W selectable
Freq Response: 60 - 20k Hz (+/- 3dB)
Sensitivity: 85 dB
Grill Type: Aluminum mesh
Mounting: Ground stake, (Optional wall base)
Finish Dims: 6.9" (175mm) L, 5.4" (137mm) Diameter

Family:



AS-360

Speaker Type: Landscape outdoor, 2-way
Woofers: 6.5" molded polypropylene
Tweeter: (3) 1" silk soft dome
Power: 50 watts
Impedance: 8 Ω or 70V/100V
70v Taps: 3, 6, 13, 25, 50W
Freq Response: 60 - 20k Hz (+/- 3dB)
Sensitivity: 88 dB
Grill Type: Aluminum mesh
Mounting: Ground/Wall mount and stake included
Finish Dims: 8.3" (211mm) Diameter, 9.5" (241mm) H

Family:



UltraScape Series



ULTRA-ST-8

*Sold exclusively in packages

Subwoofer: (1) 8" Injected polypropylene burial subwoofer
Satellite Speaker: (4) 4.5" molded polypropylene landscape speaker
Power Handling: 80 watts min; 150 watts (system)
Impedance: 6 Ω
Freq Response: 45 - 20kHz (+/- 3 dB)
Sensitivity: 88 dB
Input: 2 channel audio signal in
Enclosure: Fiberglass reinforced plastic (subwoofer)
Sub Dimensions: H: 26" (662 mm), W: 16.5" (419mm), L: 24" (610 mm)
Speaker Dimensions: H 5.4" (136mm), Diameter: 6.9" (175mm)
Coverage: 1,200 sq. ft.

Family:



ULTRA-HS-8

*Sold exclusively in packages

Subwoofer: (1) 8" Injected polypropylene hardscape subwoofer
Satellite Speaker: (4) 4.5" molded polypropylene landscape speaker
Power Handling: 80 watts min; 150 watts (system)
Impedance: 6 Ω
Freq Response: 45 - 20kHz (+/- 3 dB)
Sensitivity: 88 dB
Input: 2 channel audio signal in
Enclosure: Fiberglass reinforced plastic (subwoofer)
Sub Dimensions: H: 12.1" (308 mm), W: 11.9" (301mm), L: 11.9" (301 mm)
Speaker Dimensions: H 5.4" (136mm), Diameter: 6.9" (175mm)
Coverage: 1,200 sq. ft.

Family:



ULTRA-HS-8-T100

Includes:

- (1) ULTRA-HS-8
- (1) T100

ULTRA-ST-8-T100

Includes:

- (1) ULTRA-ST-8
- (1) T100





IP66



IP66



IP66

ST-12PRO

Speaker Type: Underground Subwoofer
Woofer: 12" injected polypropylene
Power: 400 watts
Impedance: 4 Ω or 70V
70v Taps: 200W
Freq Response: 30 - 120 Hz (+/- 3dB)
Sensitivity: 89 dB
Colors: Green
Finish Dims: 17.22" (437mm) L, 17.22" (437mm) W, 19.87" (505mm) H w/port

Family:



ST-10PRO

Speaker Type: Underground Subwoofer
Woofer: 10" injected polypropylene
Power: 250 watts
Impedance: 4 Ω

Freq Response: 40 - 85 Hz (+/- 3dB)
Sensitivity: 88 dB
Colors: Yellow
Finish Dims: 15.2" (386mm) L, 15.2" (386mm) W, 19.87" (505mm) H w/port



HS-SUB-12BR/TN

Speaker Type: Outdoor subwoofer
Woofer: 12" polypropylene
Power: 350 watts
Impedance: 4 Ω/70v
70v Taps: 200 watts
Freq Response: 36 - 150 Hz
Sensitivity: 90dB
Colors: Brown or Tan
Finish Dims: 16.5" (419mm) H, 15.6" (396mm) W, 15.6" (396mm) D



SubTerrain PRO /
Hardscape Sub

PREFERRED PACKAGES

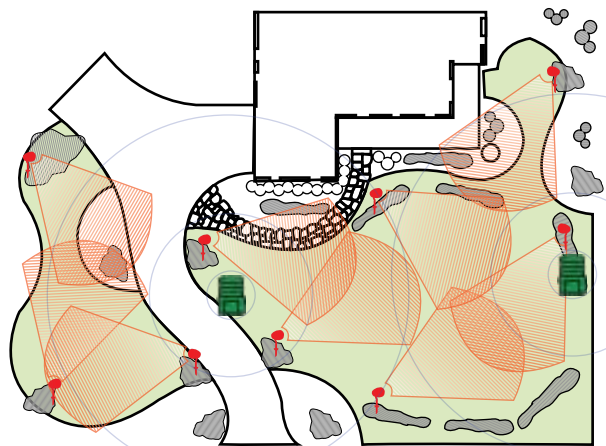


SUBT12-PAKLEA-AS2-8



SUBT-PAKLEA-AS2-6

FREE SYSTEM DESIGN SERVICES



Elements Series



OP-8.2 WT/BK

Speaker Type: Outdoor, 2 way
Woofers: 8" polypropylene
Tweeter: 1" silk dome
Power: 150 watts
Impedance: 8 Ω
Freq Response: 40 - 20k Hz (+/- 3dB)
Sensitivity: 90 dB
Grill Type: aluminum
Mounting: Swivot Technology with U bracket
Colors Available: Black, white
Cabinet Size: 13.8" (351mm) H
 10" (254mm) W
 8.8" (224mm) D

Family:



OP-6.2 WT/BK

Speaker Type: Outdoor, 2 way
Woofers: 6.5" polypropylene
Tweeter: 1" silk dome
Power: 120 watts
Impedance: 8 Ω
Freq Response: 50 - 20k Hz (+/- 3dB)
Sensitivity: 90 dB
Grill Type: aluminum
Mounting: Swivot Technology with U bracket
Colors Available: Black, white
Cabinet Size: 12" (305mm) H
 7.6" (193mm) W
 7" (178mm) D



OL-5 WT/BK

Speaker Type: Outdoor, 2 way
Woofers: 5.25" polypropylene
Tweeter: 0.75" titanium
Power: 80 watts
Impedance: 8 Ω
Freq Response: 60 - 20k Hz (+/- 3dB)
Sensitivity: 89 dB
Grill Type: Aluminum mesh
Mounting: ---
Colors Available: Black, white
Cabinet Size: 10.3" (262mm) H
 7.3" (185mm) W
 6.5" (165mm) D



Rock Series



RK-8 GY/TN

Speaker Type: Outdoor, 2 way rock speaker
Woofers: 8" polypropylene
Tweeter: 1" titanium
Power: 150 watts
Impedance: 8 Ω
Freq Response: 40 - 20k Hz (+/- 3dB)
Sensitivity: 90 dB
Grill Type: Rock-shaped micromesh
Colors Available: Gray, tan
Cabinet Size: 11.8" (300mm) H
 15" (381mm) W
 12.3" (312mm) D

Family:



OR6G/S

Speaker Type: Outdoor, dual voice coil rock speaker
Woofers: 6.5" mica filled polypropylene
Tweeter: (2) 0.75" titanium
Power: 125 watts
Impedance: 8 Ω
Freq Response: 40 - 20k Hz (+/- 3dB)
Sensitivity: 88.5 dB
Grill Type: Rock-shaped micromesh
Colors Available: Gray, Sand
Cabinet Size: 12" (304mm) H
 14" (356mm) W
 11" (279mm) D





Outdoor Demo Kit



- Includes:**
- (1) CROWN CDi 1000 AMP
 - (4) AS-2
 - (1) HS-SUB-12
 - (1) Bluetooth Receiver
 - (2) Heavy Duty Pelican Cases
 - Custom Cut Foam
 - Pre-Wired

UltraScape demo kit also available.

**Dummy Speakers
Volume Controls**



GHOST STYLE GRILL

R8G DUMMY

8" round dummy speaker
Blank speaker frame & frameless Ghost style grill
Grill includes thin layer of dacron
All TruAudio 8" in-ceiling speakers & REV6
Includes NO drivers or crossover

Description:

Finish Dims:

Cutout Dims:

10.7" (272mm) diameter
4" (102mm) deep
9.8" (249mm) diameter



GHOST STYLE GRILL

R6G DUMMY

6.5" round dummy speaker
Blank speaker frame & frameless Ghost style grill
Grill includes thin layer of dacron
All TruAudio 6.5" in-ceiling speakers
Includes NO drivers or crossover

9.5" (241mm) diameter
3.1" (79mm) deep
8.1" (206mm) diameter



VCS-100-AIW

Slider type control
100 watt stereo volume control
Impedance matching
Décor style faceplate
Colors: white, almond, ivory

VCK-100-AIW

Rotary knob type control
100 watt stereo volume control
Impedance matching
Décor style faceplate
Colors: white, almond, ivory



VCK-70v-100AIW

Rotary knob type control
volume control with 25W-100W max speaker load at 70v
Décor style faceplate
Colors: white, almond, ivory



- Speaker Type:**
- Woofers:**
- Tweeter:**
- Power:**
- Impedance:**
- 70v Taps:**
- 100v Taps:**
- Freq Response:**
- Sensitivity:**
- Grill Type:**
- Colors Available:**
- Mounting:**
- Finish Dims:**

BD-8 WT/BK

Pendant, 2-way
8" molded polypropylene
1" silk soft dome
125 watts
8 Ω or 70V/100V
4, 8, 15, 30, 60W
8, 15, 30, 60W
42 - 20k Hz (+0/-3 dB)
90 dB
Aluminum mesh
Black, white
Grippler with cable
Height: 12.6" (320mm)
Width: 12.3" (312mm)
Depth: 17" (432mm)



Family:



OL-70v-6BK/WT

Outdoor 70v
6.5" polypropylene
1" silk
30 watts
70v/100v
2, 4, 8, 15, 30W
4, 8, 15, 30W
60 - 20k Hz (+/-3 dB)
86 dB
Aluminum mesh
Black, White
U bracket
11.9" (303mm) diameter
8.5" (215mm) deep
7.5" (191mm) diameter



Back Box Included



Now with Ghost Style Grill
Metal Back Box Included

CL-70v-6

- Speaker Type:**
- Woofers:**
- Tweeter:**
- Power:**
- Impedance:**
- 70v Taps:**
- 100v Taps:**
- Freq Response:**
- Sensitivity:**
- Grill Type:**
- Colors Available:**
- Mounting:**
- Finish Dims:**

In-Ceiling 70v 2-way
6.5" polypropylene
0.75" PEI
60 watts
8 Ω or 70v/100v
2.5, 5, 10, 15, 25W
5, 10, 15, 25W
60 - 20k Hz (+/-3 dB)
88 dB
Aluminum mesh
White

9.5" (241mm) diameter
5.9" (150mm) deep

Cutout Dims:
8.3" (211mm) diameter
Family:



CL-70v-6UL

In-Ceiling 70v 2-way
6.5" polypropylene
0.75" PEI
60 watts
8 Ω or 70v/100v
2.5, 5, 10, 15, 25W
5, 10, 15, 25W
60 - 20k Hz (+/-3 dB)
88 dB
Ghost style, frameless
White

10.4" (264mm) diameter
9" (229mm) deep



8.8" (224mm) diameter





16 CHANNEL AMPLIFIER 8 SUBWOOFER OUTPUTS



FEATURES

- 8 SUBWOOFER RCA OUTPUTS PAIRS SEAMLESSLY WITH IC-SUB-8
- GAIN KNOB PER ZONE
- LINE IN PER ZONE
- STEREO/BRIDGE SWITCH PER PAIR
- SPEAKER LEVEL SUBWOOFER OUT WITH ADJUSTABLE SUBWOOFER CROSSOVER



QUICK CONNECT
COMPATIBLE

D16

Channels: 16 channels, 8 zones Class D Amplifier
Subwoofer Outputs: 8 RCA outputs
Subwoofer Crossover: 40-140Hz
Power Output, Continuous: 75 watts/ch @ 8Ω all channels driven
 150 watts/ch @ 4Ω all channels driven
 150 watts/ch @ 8Ω
Bridged Power Output: 150 watts/ch @ 8Ω
Power Requirements: AC 100-120V 60Hz / AC 220-240V 50Hz
Manual Switching
Inputs: A&B Bus in and out,
 4-8 Ω
Impedance: 4-8 Ω
Dimensions: 4.2" (105mm)H,
 16.8" (427mm)W,
 13.5" (343mm) D (w/RCA ports)
Weight: 35.15 lbs
Rack Mount: Includes rack ears, 2U
Certifications: CE, CB, NRT, FCC, CE-EMC, ERP

Family: UNIVERSAL

IC-SUB-8

Speaker Type: In-Ceiling Subwoofer
Driver: 8" Polypropylene
Power: 75-150W
Impedance: 8Ω
Frequency Response: 38-140Hz
Max dB Output: 98
Grill Type: Ghost style, frameless
Tweeter: None
Weight: 6.7 lbs
Depth: 7.9" (201 mm)
Cut Out Diameter: 9.4" (238 mm)
Finish Diameter: 10.6" (269 mm)

Family: UNIVERSAL


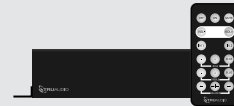
Amplifiers



AMP-3512
Channels: 12 channels, 6 zones
Power Output, Continuous: 35 watts/ch @ 8 Ω
Bridged Power Output: 70 watts/ch @ 8 Ω
Power Requirements: 115v/230v
Inputs: 2-Global Ins (BUS), 2-Global Outs (BUS), 6-Local Inputs
Impedance: 4-8 Ω
Dimensions: 3.9"(99mm)H, 16.4"(417mm)W, 14.5"(368mm) D
Weight: 27.5 lbs
Rack Mount: Includes rack ears, 2U
Certifications: ETL, CE (or CB scheme)
Family: UNIVERSAL

TRU-S500DSP
Channels: Mono channel sub amplifier
Subwoofer Presets: Trident, Trunami, SubTerrain Series, BP-SUB-12, HS-SUB-12
Power Output, Continuous: 250 watts (RMS @ 8ohms) 500 watts/ch @ 4 ohms
Bridged Power Output: ---
Power Requirements: 115v / 230v
Impedance: 4-8 Ω
Dimensions: 1.8" (46mm) H, 19" (483mm) W, 10.4" (264mm) D
Weight: 16 lbs.
Rack Mount: Includes rack ears, 1U
Certifications: EU, CE, ETL, RCM
Family: UNIVERSAL

Amplifiers



AMP-440
Channels: 4 channels, 2 zones
Power Output, Continuous: ---
Bridged Power Output: 40 watts/ch @ 8 ohms
Power Requirements: 80 watts
Impedance: 115v / 230v
Dimensions: 4 - 8 Ω, 1.5" (38mm) H, 7.9" (201mm) W, 8.7" (221mm) D
Weight: 4.5 lbs.
Certifications: Includes rack ears, 1U, UL, CE, CAN/CSA
Family: UNIVERSAL

T100
2 Channels
Power Output, Continuous: 100 watts/ch @ 8 ohms, 150 watts/ch @ 4 ohms, 275 watts @ 8 ohms
Power Requirements: 120v / 240v
Impedance: 4 - 8 Ω, 1.75" (44mm) H, 7.8" (200mm) W, 10.3 (260mm) D
Weight: 4.5 lbs.
Certifications: CE, FCC
Family: UNIVERSAL

T50
2 channels
Power Output, Continuous: 50 watts/ch @ 8 ohms, 60 watts/ch @ 4 ohms, 100W @ 8 ohm / 60W @ 8 ohm
Power Requirements: 120V - 240V @ 50Hz - 60Hz A/C
Impedance: 4 - 8 Ω, 1.75" (44.5mm) H, 6.5" (132mm)W, 5.2" (132mm) D
Weight: 2.25 lbs
Certifications: CE, FCC
Family: UNIVERSAL

Current Audio Amplifiers



AMP870
Channels: 8 channels, 4 zones
Power Output, Continuous: 50 watts/ch @ 8 Ω all channels driven, 70 watts/ch @ 4 Ω all channels driven
Bridged Power Output: 140 watts/ch @ 8 Ω
Inputs: Main, AUX and local zone (switch selectable)
Input Impedance: 20,000 Ohms
Dimensions: 4" (102mm)H, 17" (432mm)W, 13" (330mm) D
Weight: 32 lbs
Rack Mount: Includes rack ears, 2U
Family: UNIVERSAL



QUICK CONNECT
COMPATIBLE

RC-6 & RC-879

RW-E46/26

B-70

RC-4

All 4" in-ceiling (round) models
One center ring, two wings,
insulation guard, wing span:
34" (864mm)
6.6" (168mm)

RC-6

All 6.5" in-ceiling (round) models,
One center ring, two wings,
insulation guard, wing span:
35.9"(912mm)
8.1" (206mm) diameter

QUICK CONNECT
COMPATIBLE

RC-6UL

CL-70v-6UL
One center ring, two wings,
insulation guard, wing span:
35.9"(912mm)
8.8" (224mm) diameter

RC-879

All 8" in-ceiling (round)
models, REV6, and REV6P
One center ring, two wings,
insulation guard, wing span:
37.5" (953mm)
9.75" (248mm)

QUICK CONNECT
COMPATIBLE

RW-55

GHT-55P
Two mesh aluminum wings, one
center ring, wing span:
35.4" (899mm)
13" (330mm) H,
7.4" (188mm) W

RW-6

LW-6, IWP-6
One center ring, two wings,
insulation guard, wing span:
24" (610 mm)
10.8" (274mm) H,
7.25" (184mm) W

RW-8

IWP-8
One center ring, two wings,
insulation guard, wing span:
24" (610 mm)
13" (330mm) H,
8.9" (226mm) W

RW-G6

GPW-6
One center ring, two wings,
insulation guard, wing span:
24" (610mm)
13.5" (343mm) H,
9.5" (241mm) W

RW-G66

6.5" HT Ghost in-wall speakers
(GHT-66P and GHT-66G)
One center ring, two wings,
insulation guard, wing span:
40" (1016mm)
19" (483mm) H,
8" (203mm) W

RW-TRUNAMI

TRUNAMI
Two piece pre-construction metal
rings to fit between a 16" on center
studs. Sold as a set.
17.4" (442mm) H
14.4" (366mm) W

RW-G8

GPW-8
Two mesh aluminum wings, one
center ring, wing span:
42" (1067mm)
13.4" (340mm) H,
9.3" (236mm) W

RW-GSUR

6.5" Ghost HT in-wall speakers
(GHT-SUR-G and GHT-SUR-P)
One center ring, two wings,
insulation guard, wing span:
40" (1016 mm)
15.8" (401mm) H,
8" (203mm) W

RW-E46/26

Top and bottom and two side
frames, Adjustable for use with
either the 46 or 26 models.
23.5"(597mm)-36.25(921mm) H,
22.25"(565mm) W

B-6UL

CL-70v6UL
Metal cross members and open
metal ring.
25.9" (658mm) L,
14.2" (361mm) W
1.3" (33mm) D

B-70

CL-70v, CL-70v6 and 6.5" in-ceiling
Metal cross members and open
metal ring.
25.9" (658mm) L,
14.2" (361mm) W
1.3" (33mm) D

Rough-In Rings

BB-6

LC-6, CP-6
Back box for 6.5" in-ceiling
speakers. Sturdy ABS
plastic, gold push posts

5" (127mm) deep

BB-6P

All 6" Phantom, & Shadow back
box for 6.5" in-ceiling
speakers. Ported or
non-ported, comes with port
plug. Sturdy ABS plastic,
gold push posts
5" (127mm) deep

BB-8

CP-8, LC-8
Back box for 8" in-ceiling
speakers. Sturdy ABS
plastic, gold push posts

6.5" (165mm) deep

BB-8P/REV6

All 8" Phantom, Shadow Series,
& all REV6 & Ported or
non-ported, comes with port
plug. Sturdy ABS plastic,
gold push posts

6.5" (165mm) deep

BB-GW6

GPW-6
Back box for 6.5" in-wall
Ghost speaker. Sturdy ABS
plastic, gold push posts

11.6" (295mm) H,
8" (203mm) W,
3.9" (99mm) D

BB-GW8

GPW-8
Back box for 8" in-wall
Ghost speaker. Sturdy ABS
plastic, gold push posts,
dacron

13.4" (340mm) H,
9.3" (236mm) W,
3.9" (99mm) D

BB-G55

GHT-G55 Back box for 5.5"
in-wall Ghost speaker. Sturdy
ABS plastic, gold push posts,
dacron

12.8" (326mm) H,
7.3" (185mm) W,
3.6" (2mm) D

BB-GSUR

GHT-SUR-G and
GHT-SUR-P Back box for
6.5" in-wall Ghost speaker.
Sturdy ABS plastic, gold
push posts, dacron

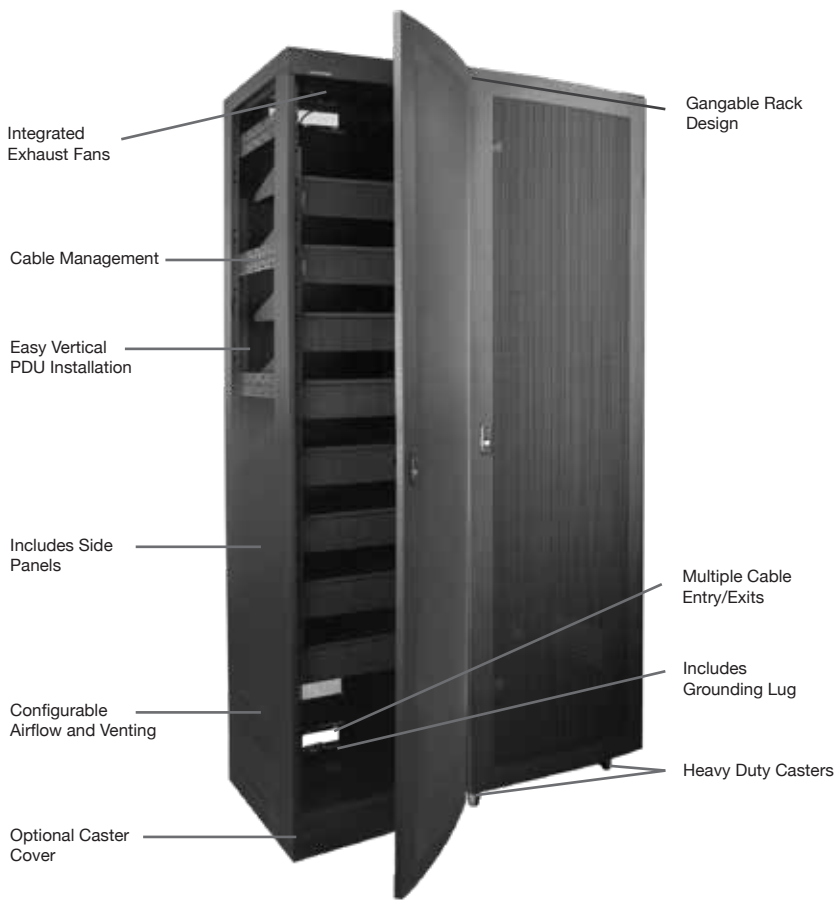
17" (432mm) H,
8" (203mm) W,
3.9" (99mm) D

BB-G66

GHT-66G and GHT-66P
Back box for 6.5" in-wall
speakers. Sturdy ABS
plastic, gold push posts,
dacron

18.9" (480mm) H,
8" (203mm) W,
3.9" (99mm) D

Back Boxes



VAULT SERIES

The Vault Series has many features to better assist installers and end-users alike. It was designed with an integrated cooling unit at the top of the rack, a 1,000 lb. weight limit providing the ability to include all equipment within the rack, plenty of punch-outs and space for power supplies, and the best wire management system TruAudio has ever produced. All of this comes at a competitive price point, making Vault versatile, economical, and perfect for your next install.

RVS-16-PAK

Vault Series Bundle - 16U	
1x Rack Frame - 16U	RVS-16U
2x 2U Shelves	R-SHELF-2UC
2x 2U Vented Panels	R-VENTP-2U
1x Rack Screws - 100 pcs.	R-SCRWS-B100

RVS-20-PAK

Vault Series Bundle - 20U	
1x Rack Frame - 20U	RVS-20U
3x 2U Shelves	R-SHELF-2UC
3x 2U Vented Panels	R-VENTP-2U
1x Rack Screws - 100 pcs.	R-SCRWS-B100

RVS-28-PAK

Vault Series Bundle - 28U	
1x Rack Frame - 28U	RVS-28U
5x 2U Shelves	R-SHELF-2UC
5x 2U Vented Panels	R-VENTP-2U
1x Rack Screws - 100 pcs.	R-SCRWS-B100

RVS-36-PAK

Vault Series Bundle - 36U	
1x Rack Frame - 36U	RVS-36U
6x 2U Shelves	R-SHELF-2UC
6x 2U Vented Panels	R-VENTP-2U
1x Rack Screws - 100 pcs.	R-SCRWS-B100

RVS-44-PAK

Vault Series Bundle - 44U	
1x Rack Frame - 44U	RVS-44U
8x 2U Shelves	R-SHELF-2UC
8x 2U Vented Panels	R-VENTP-2U
1x Rack Screws - 100 pcs.	R-SCRWS-B100

COMPLETE FRAMES

Frame includes top, bottom (with casters), side, and rear panels, front door, fans and cable management

RVS-16	16U Vault Series Rack Frame
RVS-20	20U Vault Series Rack Frame
RVS-28	28U Vault Series Rack Frame
RVS-36	36U Vault Series Rack Frame
RVS-44	44U Vault Series Rack Frame

COMPONENTS

RVS-TOP/BOT	Top and Bottom Panels (includes casters)
RVS-FR/L-16U	Right and Left Frames with Rails and Side Panels - 16U
RVS-FR/L-20U	Right and Left Frames with Rails and Side Panels - 20U
RVS-FR/L-28U	Right and Left Frames with Rails and Side Panels - 28U
RVS-FR/L-36U	Right and Left Frames with Rails and Side Panels - 36U
RVS-FR/L-44U	Right and Left Frames with Rails and Side Panels - 44U
RVS-F/RDOOR-16U	Front Door and Rear Panel - 16U
RVS-F/RDOOR-20U	Front Door and Rear Panel - 20U
RVS-F/RDOOR-28U	Front Door and Rear Panel - 28U
RVS-F/RDOOR-36U	Front Door and Rear Panel - 36U
RVS-F/RDOOR-44U	Front Door and Rear Panel - 44U

ACCESSORIES

RVS-CASTERCVR	Vault Series Magnetic Caster Cover
RVS-JOIN	Vault Series Gangable Kit
R-PDU-MOUNT	Vertical PDU Mount Brackets

RELAY WALL MOUNT

Use the Wall Mount Relay Rack for mounting A/V or telecom equipment when space is at a premium

- 12U and 20U racking height options to accommodate most installation environments
- 18 inch depth accommodates most rack-mountable equipment
- Reinforced rear mounting surfaces allow solid mounting for up to 200 lbs of equipment.
- Compact, only 19 1/8 inches wide
- 11-gauge rack threaded rails with numbered spaces
- Ships knocked down for easy delivery and assembly



RWR2-FRM-20U

COMPLETE FRAMES

RWR2-FRM-12U18	12U Relay Wall Mount Rack Frame - 18" Deep
RWR2-FRM-20U18	20U Relay Wall Mount Rack Frame - 18" Deep

COMPONENTS

RWR2-RAIL-12U	12U - Vertical Rails (Pair)
RWR2-RAIL-20U	20U - Vertical Rails (Pair)
RWR2-T/B-18	Top / Base Panel - 18" Deep

UNIVERSAL ACCESSORIES

Power Distribution Units

R-PDU-11P	1U Horizontal PDU, 10+1 Outlets w/ Lightning Protection
R-PDU-18-34U	Vertical PDU 34U, 18 Outlets

Shelves

R-SHELF-1UC	1U - Universal Shelf, Vented, Compatible with R-CLAMP
R-SHELF-2UC	2U - Universal Shelf, Vented, Compatible with R-CLAMP
R-SHELF-3UC	3U - Universal Shelf, Vented, Compatible with R-CLAMP
R-SHELF-4UC	4U - Universal Shelf, Vented, Compatible with R-CLAMP
R-SHELFNL-1UC	1U - Universal Shelf (No Front Lip), Vented, Compatible with R-CLAMP
R-SHELFNL-2UC	2U - Universal Shelf (No Front Lip), Vented, Compatible with R-CLAMP
R-SHELFHD-1UC	1U - Universal Half Depth Shelf, Vented, Compatible with R-CLAMP
R-SHELFHD-2UC	2U - Universal Half Depth Shelf, Vented, Compatible with R-CLAMP
R-SHELFSLD-1U	1U - Heavy Duty Sliding Shelf

Shelf Accessories

R-CLAMP	Shelf Clamp, Secures Rack Equipment (one pair)
R-LBRKT-B20	L-Brackets for shelves (20 pcs)

Drawers

R-DRAWERL-3U	3U - Lockable Drawer
R-DRAWERL-4U	4U - Lockable Drawer

Panels

R-BLANK-0.5U	1U - Blank Panel (with 0.5U Inside Gap)
R-BLANK-1U	1U - Blank Panel
R-BLANK-2U	2U - Blank Panel
R-BLANK-3U	3U - Blank Panel
R-BLANK-4U	4U - Blank Panel
R-VENTP-0.5U	5U - Perforated Vent Panel
R-VENTP-1U	1U - Perforated Vent Panel
R-VENTP-2U	2U - Perforated Vent Panel
R-VENTP-3U	3U - Perforated Vent Panel
R-VENTP-4U	4U - Perforated Vent Panel

Cable Management (L-Shaped Horizontal)

R-LCRLBAR-H	Rear Lacer Bars (Set of 4)
R-LCRLBAR2-H	Rear Lacer Bars w/ 2" Offset (Set of 4)
R-LCRLBAR4-H	Rear Lacer Bars w/ 4" Offset (Set of 4)

Recessed Rail Brackets

R-RAILRECESS-2U	2U - Recessed Rail Brackets - 2" Recess
R-RAILRECESS-3U	3U - Recessed Rail Brackets - 2" Recess

Hardware and Ground

R-SCRWS-B100	Equipment Screws (100 pcs)
--------------	----------------------------

CUSTOM LASER ENGRAVED PANELS



R-BLANK-1UCSTM

Custom Laser Engraved Panels

R-BLANK-1UCSTM	1U - Custom Engraved Blank Plate*
R-BLANK-2UCSTM	2U - Custom Engraved Blank Plate*
R-BLANK-3UCSTM	3U - Custom Engraved Blank Plate*
R-BLANK-4UCSTM	4U - Custom Engraved Blank Plate*

* Artwork or dimensions must be on file or supplied with the order.



Introducing the World's First Internet of Things (IoT) Enabled, Professional-grade Amplifier



FEATURES

- **Web Browser-based UI** - works on any device with no software to download
- **Direct LoZ and HiZ** (70V or 100V) selectable per channel
- **Proprietary Smart Power Bridge** allows user to bridge a channel to achieve double the power of that channel without sacrificing an amplifier channel
- **3 Ways to Connect** 1) Built in WiFi access point 2) Connects to existing WiFi network. 3) Local area network Ethernet connection
- **96kHz Analog Devices DSP** with Input Routing, multiple 48dB/Oct crossover filters, 8 parametric EQ filters, user configurable speaker limiters, and real time load monitoring
- **Universal Switch Mode Power Supply** with PFC. Operation from 100VAC-240 VAC +/-15%
- **Analog** fully routable inputs
- **External I/O Port** for remote On/Off and fault monitoring
- **High Efficient Class D Output Stage** for low AC current draw



HDMI EXTENDER

- Supports HDMI 2.0 & HDCP 2.2
- Supports up to 4k/60Hz 4:4:4
- Transmission distance: 1080p up to 150m/492ft & 4K 120M/394ft over CAT6
- Compatible with CAT5e/CAT6/-CAT6A or better



4x4 HDMI MATRIX

- Quick switching
- 4K/60, HDR, HLG and Dolby Vision
- IP, RS232 and IR control
- Pre-built drivers for most control systems: Crestron, C4, RTI and more



MHY HDMI SERIES

- 0.5m - 15m lengths
- Supports 48Gbps, 4K/60 4:4:4, 4K/120, 8K/60, Dynamic HDR, HDR
- Multi-layer shielding
- Audio return channel (ARC/eARC)
- 24K gold plated Grip-Lox connector



MHX HDMI SERIES

- 0.5m -17m lengths
- Supports 4K@60Hz HDR
- Multi-layer shielding
- Audio return channel (ARC/eARC)
- 24K gold plated Grip-Lox connector

MORE METRA HOME THEATER PRODUCTS AVAILABLE AT SOUNDVISIONTECH.COM



AC INFINITY

THERMAL MANAGEMENT
ALL AC INFINITY PRODUCTS AVAILABLE



AC-CLOUDPLATE

- Available in 1U, 2U and 3U
- LCD Display
- Programmable thermostat with automated speed control
- Dual ball bearing fans
- Design: Intake
- Airflow: 20 to 60 CFM
- Noise: 8 to 28 dBA



AC-AIRCOM T9

- Receiver and AV component fan
- LCD Display
- Programmable thermostat with automated speed control
- 3 Dual ball bearing fans
- Exhaust: Top
- Airflow: 210 CFM
- Noise: 21 dBA



AC-CLOUDLINE

- 4" and 6" Duct fan
- LCD Display
- Programmable thermostat with automated speed control
- Inline mixed-flow design
- Dual ball bearing fan
- Airflow: 152 - 351 CFM
- Noise: 28 - 32 dBA



AC-AIRPLATE T3

- Home Theater and AV closet fan
- LCD Display
- Automated programming that self-adjusts cooling power
- Dual ball bearing fan
- Connect up to 6 fans
- Airflow: 52 CFM
- Noise: 18 dBA

MORE AC INFINITY PRODUCTS AVAILABLE AT SOUNDVISIONTECH.COM



TENSION DELUXE

- Motorized Screen
- 100" - 150" Screens
- Aluminum Black Case
- 16:9 Format
- Tab-tension viewing surface
- Multiple material choices
- Wall or ceiling mounted

SPIRIT SERIES

- Motorized Screen
- 120" - 150" Screens
- Concealed in-ceiling screen
- 16:9 Format
- Multiple material choices
- Deluxe, ultra-quiet motor
- Custom black case available

4K THIN BEZEL

- Fixed Screen
- 120" - 165" Screens
- 3/8" Thick bezel
- 16:9 or 2.35:1 Format
- Multiple material choices
- Fully tensioned surface

LEGACY SERIES

- Fixed
- 120" - 158" Screens
- 16:9 or 2.35:1 Format
- Velvet wrapped frame
- Multiple material choices

MORE SEVERTSON SCREENS AVAILABLE AT SOUNDVISIONTECH.COM



TRUCUSTOM

TruAudio provides the tools to help you customize and design any system to meet the needs of every install. If you need assistance with system design in residential or commercial installations, it is our pleasure to consult and assist with getting every element just right. Being installers ourselves, let us help or design a system for you that includes dimensional drawings, tech information, and photos of speakers to showcase what will look as good as it sounds.

TruAudio Accessories Cheat Sheet

Model#	Rough-in Ring	Back Box	Dummy	Grill
CP-6	RC-6	BB-6	R6G Dummy	GR-6C
CP-8	RC-879	BB-8	R8G Dummy	GR-8C
CPD-6	RC-6	BB-6	R6G Dummy	GR-6C
LC-8	RC-879	BB-8	R8G Dummy	GR-8C
THIN-CEILING	RC-THIN	Included		GR-THIN/GR-THIN-R /GR-THIN-S

Ghost Series

G91	RC-879	Included	R8G Dummy	GR-79 GR-79S GR-79BK
G92	RC-879	Included	R8G Dummy	GR-79 GR-79S GR-79BK
G71	RC-879	Included	R8G Dummy	GR-79 GR-79S GR-79BK
G72	RC-879	Included	R8G Dummy	GR-79 GR-79S GR-79BK
GD71	RC-879	Included	R8G Dummy	GR-79 GR-79S GR-79BK
GD72	RC-879	Included	R8G Dummy	GR-79 GR-79S GR-79BK
GG-4	RC-4			GR-G/P4 GR-G/P4S

Phantom Series

PP-4	RC-4	BB-8P/REV6		GR-G/P4 GR-G/P4S
PP-6	RC-6	BB-6P	R6G Dummy	GR-G/P6 GR-G/P6S
PP-8	RC-879	BB-8P/REV6	R8G Dummy	GR-G/P8 GR-G/P8S
PG-6	RC-6	BB-6P	R6G Dummy	GR-G/P6 GR-G/P6S
PG-8	RC-879	BB-8P/REV6	R8G Dummy	GR-G/P8 GR-G/P8S
PPD-6	RC-6	BB-6P	R6G Dummy	GR-G/P6 GR-G/P6S
PPD-8	RC-879	BB-8P/REV6	R8G Dummy	GR-G/P8 GR-G/P8S

Shadow Series

SP-6	RC-6	BB-6P	R6G Dummy	GR-G/P6 GR-G/P6S
SP-8	RC-879	BB-6P	R8G Dummy	GR-G/P8 GR-G/P8S

In-Wall Series

LW-6	RW-6			GR-6W
IWP-6	RW-6			GR-IWP-6
GPW-6	RW-G6	BB-GW6		GR-GW6
GPW-8	RW-G8	BB-GW8		GR-GW8

Revolve Series

REV71	RC-879	Included	R8G Dummy	GR-79 GR-79S GR-79BK
REV71SUR	RC-879	Included	R8G Dummy	GR-79 GR-79S GR-79BK
REV72	RC-879	Included	R8G Dummy	GR-79 GR-79S GR-79BK
REV72SUR	RC-879	Included	R8G Dummy	GR-79 GR-79S GR-79BK

Home Theater In-Wall Speakers

GHT-55P	RW-55	BB-G55		GR-G55-WT/BK
GHT-66G	RW-G66	BB-G66		GR-G66-WT/BK
GHT-66P	RW-G66	BB-G66		GR-G66-WT/BK
GHT-SUR-G	RW-GSUR	BB-GSUR		GR-GSUR-WT/BK
GHT-SUR-P	RW-GSUR	BB-GSUR		GR-GSUR-WT/BK
TRUNAMI	RW-TRUNAMI			TRUNAMI-SUB-PG

Commercial Series

CL-70v-6UL	RC-6UL	Included	R6G Dummy	GR-CL-70V-6UL
CL-70v-6	RC-6	Included	R6G Dummy	GR-6C

In-ceiling Subwoofers

IC-SUB-8	RC-879	Included	R8G Dummy	GR-ICSUB8
BP-SUB-12	RC-6		R6G Dummy	GR-G/P6 GR-G/P6S

SOUNDVISION

TECHNOLOGIES



P: 888.858.1555 | E: sales@truaudio.com
198 N. Old Highway 91, Hurricane, Utah 84737 | www.soundvisiontech.com