







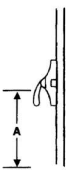
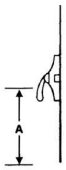
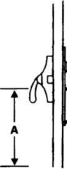

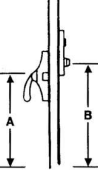
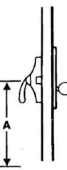
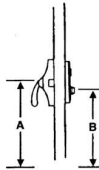
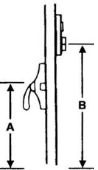


Trim options

Function		01 Exit only	02 Pull when dogged	03 Key retracts latch bolt	05 Key retracts thumbpiece	06 Key locks lever	08 Key locks knob	08 Key locks lever	11/12 Key locks thumbturn
Trim number and dimensions		880EO 	880DT 	880NL 	880TP 	371-L 	880K 	373-L 	377T or 376T x 880DT-V 
Device/trim center line to finished floor									
Projection		—	2" (51 mm)	2" (51 mm)	2" (51 mm)	2 ⁵ / ₈ " (67 mm)	2 ³ / ₄ " (70 mm)	2 ⁵ / ₈ " (67 mm)	1 ¹³ / ₁₆ " (46 mm)
Rim	Panic	880EO	88DT	88NL	88TP	—	88K	88L	—
	Fire	88EO-F	—	88NL-F▲	88TP-F▲	—	88K-F▲	88L-F■	—
Ctr. line		A 39 ¹³ / ₁₆ (1011 mm)	A 39 ¹³ / ₁₆ (1011 mm) B 33 ¹ / ₃₂ (847mm)	A 39 ¹³ / ₁₆ (1011 mm) B 33 ¹ / ₃₂ (847mm)	A 39 ¹³ / ₁₆ (1011 mm) B 33 ¹ / ₃₂ (847mm)	—	A 39 ¹³ / ₁₆ (1011 mm) B 36 ¹³ / ₁₆ (935 mm)	A 39 ¹³ / ₁₆ (1011 mm) B 36 ¹³ / ₁₆ (935 mm)	—
		—	—	—	—	—	—	—	—
Mortise lock	Panic	8875EO	8875DT	8875NL	8875TP	—	8875K	8875L	—
	Fire	8875EO-F	—	8875NL-F	8875TP-F	—	8875K-F	8875L-F	—
Ctr. line		A 39 ¹³ / ₁₆ (1011 mm)	A 39 ¹³ / ₁₆ (1011 mm) B 33 ¹ / ₂ (851 mm)	A 39 ¹³ / ₁₆ (1011 mm) B 33 ¹ / ₂ (851 mm)	A 39 ¹³ / ₁₆ (1011 mm) B 33 ¹ / ₂ (851 mm)	—	A 39 ¹³ / ₁₆ (1011 mm) B 38 ⁹ / ₁₆ (979 mm)	A 39 ¹³ / ₁₆ (1011 mm) B 38 ⁹ / ₁₆ (979 mm)	—
		—	—	—	—	—	—	—	—
Surface mounted vertical rod	Panic	8827EO	8827DT	—	8827TP	—	8827K	8827L	8827TL
	Fire	8827EO-F	—	—	8827TP-F	—	8827K-F	8827L-F	8827TL-F
Ctr. line		A 39 ¹³ / ₁₆ (1011 mm)	A 39 ¹³ / ₁₆ (1011 mm) B 33 ¹ / ₂ (851 mm)	—	A 39 ¹³ / ₁₆ (1011 mm) B 33 ¹ / ₂ (851 mm)	—	A 39 ¹³ / ₁₆ (1011 mm) B 38 ⁵ / ₁₆ (973 mm)	A 39 ¹³ / ₁₆ (1011 mm) B 38 ⁵ / ₁₆ (973 mm)	A 39 ¹³ / ₁₆ (1011 mm) B 53 ¹ / ₂ (1359 mm)
		—	—	—	—	—	—	—	—
Concealed vertical rod	Fire	8847EO-F	—	—	—	8847L-F	—	—	8847TL-F
	Ctr. line	A 39 ¹³ / ₁₆ (1011 mm)	—	—	—	A 39 ¹³ / ₁₆ (1011 mm) B 41 ⁷ / ₁₆ (1059 mm)	—	—	A 39 ¹³ / ₁₆ (1011 mm) B 53 ¹ / ₂ (1359 mm)
		—	—	—	—	—	—	—	—
Additional snb requirements		4/8/16	4, 12	4	4, 12	4	4, 12	4, 12	4
Cylinder type required	Rim	—	—	Rim	Rim	—	Rim	Mortise	—
	Mortise	—	—	Mortise	Mortise	—	Mortise	Mortise	—
	Vert. rod	—	—	—	Rim	—	Rim	Mortise	Mortise
	C.V.R.	—	—	—	—	Mortise	—	—	Mortise

▲ Requires stainless steel trim for wood or composite fire doors.
 ⇨ Requires 889 Plate for wood or composite fire doors.

Note: 8827-F uses 377T, 8847-F uses 376T.