






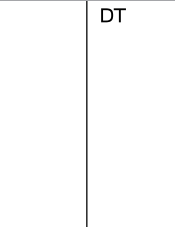




Standard trims

	EO	TP	DT	K	L	T
						
	Exit only	Key locks thumbpiece	Pull when dogged	Key locks knob	Key locks lever #06 Standard	Key locks thumbturn (Pull required)
<b>Product description</b>	8827EO	8827TP <sup>1,2</sup>	8827DT	8827K <sup>1,2,3</sup>	8827L <sup>1,2,4,5,6</sup>	8827TL <sup>1,5,6</sup>
<b>Trim description</b>	—	880TP-V	880DT-V	880K-V	373L	377T x 880DT-V
<b>Escutcheon plate size</b>	—	3" x 14 <sup>3</sup> / <sub>16</sub> " x <sup>3</sup> / <sub>32</sub> "	3" x 14 <sup>3</sup> / <sub>16</sub> " x <sup>3</sup> / <sub>32</sub> "	3" x 14 <sup>3</sup> / <sub>16</sub> " x <sup>3</sup> / <sub>32</sub> "	11 <sup>1</sup> / <sub>16</sub> " x 7 <sup>1</sup> / <sub>2</sub> " x <sup>7</sup> / <sub>8</sub> "	11 <sup>1</sup> / <sub>16</sub> " x 7 <sup>1</sup> / <sub>2</sub> " x <sup>7</sup> / <sub>8</sub> "
<b>Grip mounting center</b>	—	5 <sup>1</sup> / <sub>2</sub> "	5 <sup>1</sup> / <sub>2</sub> "	—	—	—
<b>Projection</b>	—	2"	2"	2 <sup>3</sup> / <sub>4</sub> "	2 <sup>5</sup> / <sub>8</sub> "	1 <sup>13</sup> / <sub>16</sub> "
<b>ANSI function</b>	01	05	02	08	08/09	11/12
<b>Cylinder type</b>	—	Rim	—	Rim	1 <sup>1</sup> / <sub>2</sub> " Mortise	1 <sup>1</sup> / <sub>2</sub> " Mortise
<b>Sex bolt quantity #425 (optional)</b>	16	12	12	12	12	12

Optional trims

	TP	DT	K	EO
				
	Key locks thumbpiece	Dummy trim Pull when dogged	Key locks knob	Exit only
<b>Product description</b>	8827TP x 608TP <sup>1,3</sup>	8827DT x 608DT	8827K x 606K <sup>1,3</sup>	8827L x 880EO
<b>Trim description</b>	608TP-V	608DT-V	606K-V	880EO-V
<b>Escutcheon plate size</b>	1 <sup>5</sup> / <sub>8</sub> " x 13 <sup>1</sup> / <sub>2</sub> " x <sup>3</sup> / <sub>16</sub> "	1 <sup>5</sup> / <sub>8</sub> " x 13 <sup>1</sup> / <sub>2</sub> " x <sup>3</sup> / <sub>16</sub> "	1 <sup>5</sup> / <sub>8</sub> " x 8 <sup>3</sup> / <sub>4</sub> " x <sup>3</sup> / <sub>16</sub> "	3" x 14 <sup>3</sup> / <sub>16</sub> " x <sup>3</sup> / <sub>32</sub> "
<b>Grip mounting center</b>	5 <sup>1</sup> / <sub>2</sub> "	5 <sup>1</sup> / <sub>2</sub> "	—	—
<b>Projection</b>	2 <sup>1</sup> / <sub>6</sub> "	2 <sup>1</sup> / <sub>6</sub> "	2 <sup>3</sup> / <sub>4</sub> "	—
<b>ANSI function</b>	03	02	08	01
<b>Cylinder type</b>	Rim	—	Rim	—
<b>Sex bolt quantity #425 (optional)</b>	NR	NR	NR	12

<sup>1</sup> If no cylinder operation is required, specify "BE" blank escutcheon, trim always operable; example 8827TP-BE.

<sup>2</sup> Matching dummy trim available, use suffix "DT"; example 8827K-DT.

<sup>3</sup> Can be furnished with NL action, thumbpiece or knob operates only when key is used. Use suffix NL; example 8827TP-NL.

<sup>4</sup> When using sex bolts, an 889 cover plate is required. See page 24.

<sup>5</sup> When using on wood doors without sex bolts, "WDA" cover plate is required. See page 24.

<sup>6</sup> The 373L and 377T are shipped L or TL. An NL cylinder plate is also furnished standard (for operation only when key is used).

NR-Not recommended

Notes